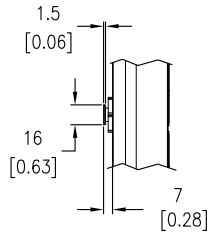
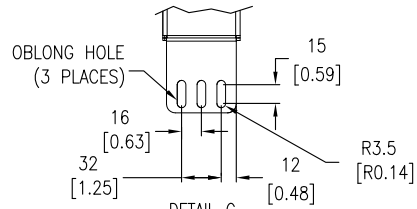


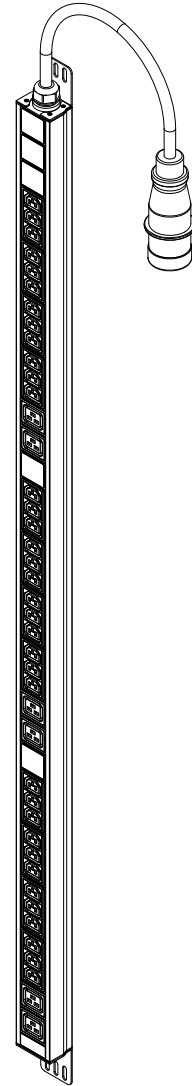
DETAIL A
IEC 309 16A,
200/240/415V,
3L+N+PE PLUG
ENLARGED VIEW



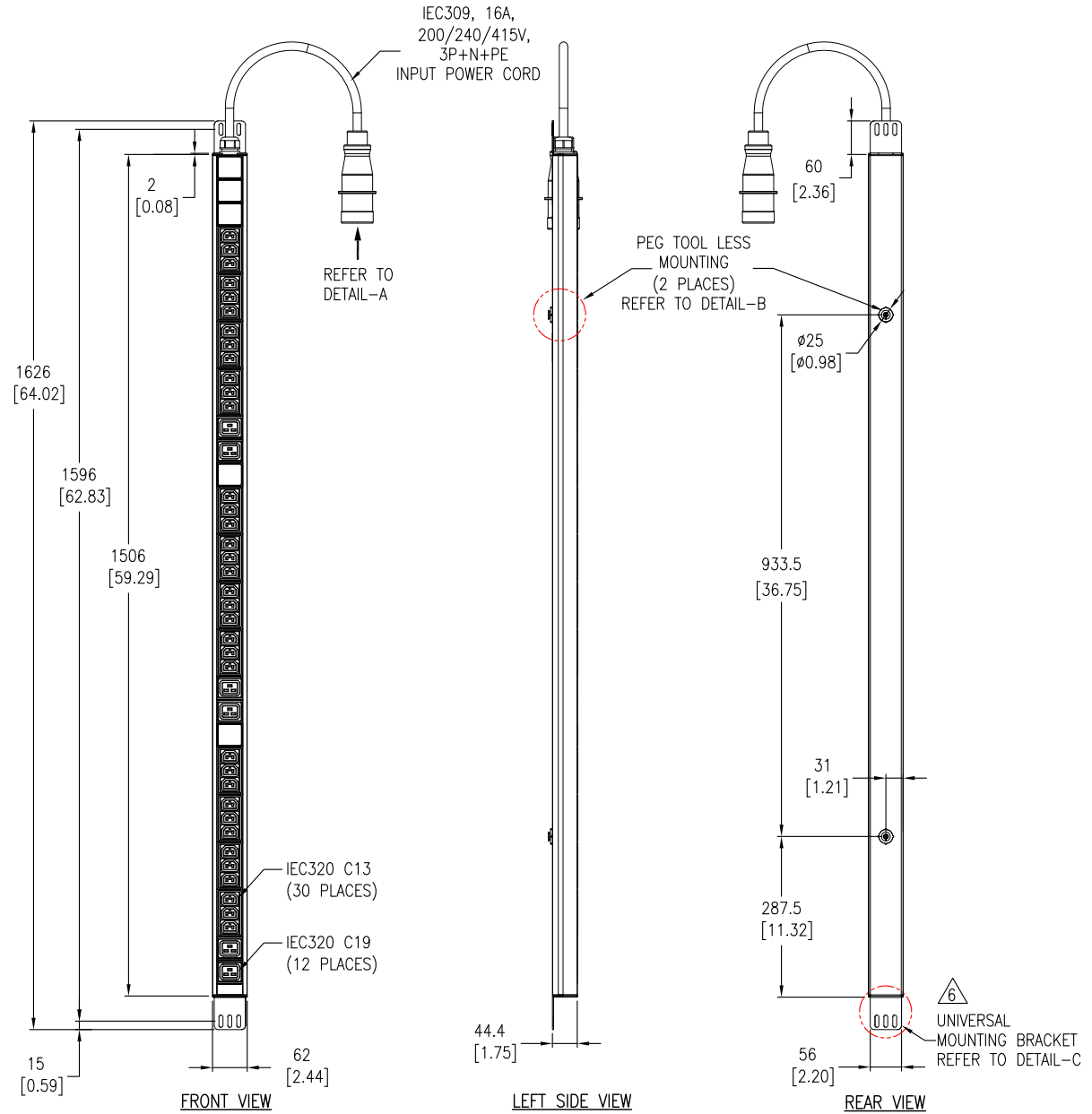
DETAIL B
PEG TOOL LESS MOUNTING
ENLARGED VIEW



DETAIL C
UNIVERSAL MOUNTING
BRACKET
ENLARGED VIEW



ISOMETRIC VIEW



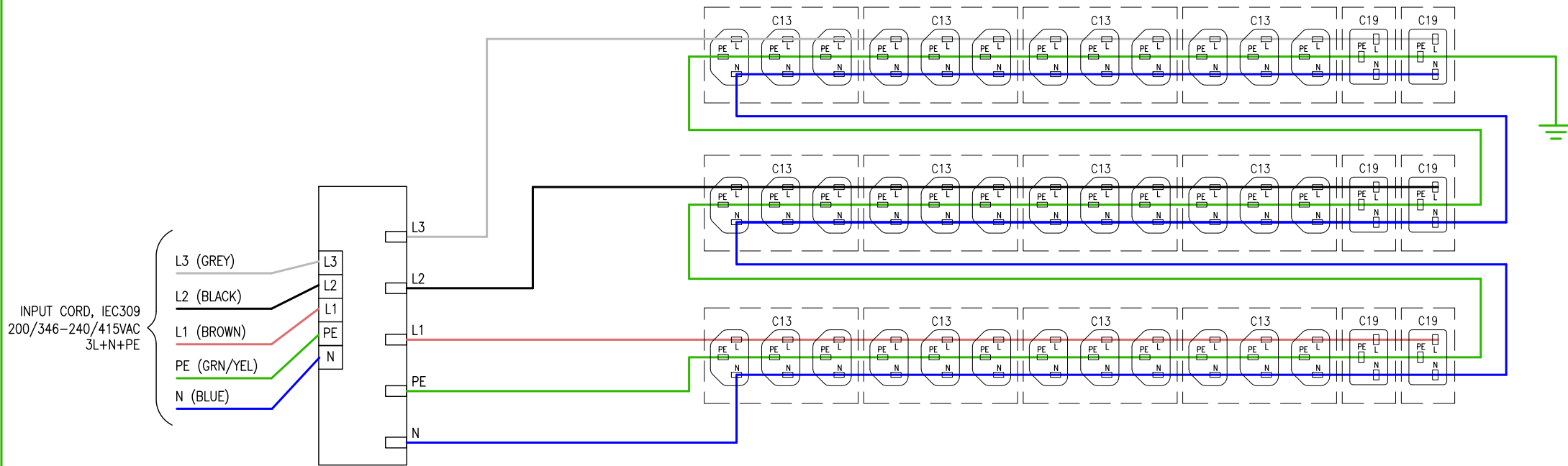
NOTES:

1. INSTALLATION SHALL COMPLY WITH ALL APPLICABLE NATIONAL, STATE AND LOCAL ELECTRICAL CODES.
2. REFER TO PRODUCT DOCUMENTATION FOR ADDITIONAL DETAILS PRIOR TO INSTALLATION AND PREPARATION WORK.
3. UNLESS OTHERWISE SPECIFIED, ALL DIMENSIONS ARE IN MILLIMETERS [INCHES].
4. NET WEIGHT OF UNIT IS 3.08kg [6.79 lb].
5. LENGTH OF THE CORD IS 2000mm [78.5 Inches].
- △ 6. UNIVERSAL MOUNTING BRACKET IS AN ALTERNATIVE MOUNTING METHOD TO THE TOOL LESS MOUNT FOR 3RD PARTY ENCLOSURES. BRACKET IS PROVIDED WITH THE UNIT.
7. REFER TO WARNING LABEL ON REAR OF UNIT FOR SCREW MOUNTING.

THIS DRAWING AND SPECIFICATIONS HEREIN ARE THE PROPERTY OF SCHNEIDER ELECTRIC AND SHALL NOT BE COPIED, REPRODUCED OR USED IN WHOLE OR IN PART, AS THE BASIS FOR THE MANUFACTURE OR SALE OF ITEMS WITHOUT WRITTEN PERMISSION FROM SCHNEIDER ELECTRIC. THIS DRAWING IS BASED UPON LATEST AVAILABLE INFORMATION AND IS SUBJECT TO CHANGE WITHOUT NOTICE.



TITLE:	Easy PDU, Basic ZERO U, 11kW, 230V INPUT: IEC309, 3L+N+PE OUTPUT: (36)IEC320 C13 & (6)IEC320 C19 GENERAL ARRANGEMENT	DWG NO:	EPDU1216B	REV:	0
PROJECT:	SUBMITTAL DRAWING	DRAWN:	JAYAPRAKASH	04-NOV-19	FIRST ANGLE
SHEET	1 OF 2	ENGINEER:	Troy LIU	05-NOV-19	ANGLE
		APPROVED:	Tong XU	05-NOV-19	PROJECTION



NOTES:

1. INSTALLATION SHALL COMPLY WITH ALL APPLICABLE NATIONAL, STATE AND LOCAL ELECTRICAL CODES.
2. REFER TO PRODUCT DOCUMENTATION FOR ADDITIONAL DETAILS PRIOR TO INSTALLATION AND PREPARATION WORK.
3. THIS DRAWING DEPICTS THE POWER SYSTEM CONNECTIONS AND IS NOT REPRESENTATIVE OF THE PHYSICAL LAYOUT. PLEASE REFER TO MECHANICAL DRAWINGS FOR PHYSICAL LAYOUT.

THIS DRAWING AND SPECIFICATIONS HEREIN ARE THE PROPERTY OF SCHNEIDER ELECTRIC AND SHALL NOT BE COPIED, REPRODUCED OR USED IN WHOLE OR IN PART, AS THE BASIS FOR THE MANUFACTURE OR SALE OF ITEMS WITHOUT WRITTEN PERMISSION FROM SCHNEIDER ELECTRIC. THIS DRAWING IS BASED UPON LATEST AVAILABLE INFORMATION AND IS SUBJECT TO CHANGE WITHOUT NOTICE.



TITLE: Easy PDU, Basic
ZERO U, 11kW, 230V
INPUT: IEC309, 3L+N+PE
OUTPUT: (36)IEC320 C13 & (6)IEC320 C19
SCHEMATIC DIAGRAM

DWG NO: EPDU1216B REV. 0

DRAWN: JAYAPRAKASH 04-NOV-19 FIRST ANGLE PROJECTION

ENGINEER: Troy LIU 05-NOV-19

PROJECT: SUBMITTAL DRAWING SHEET 2 OF 2

APPROVED: Tong XU 05-NOV-19