

# The fascination of clean lines

Merten Artec



**Schneider**  
Electric

# Merten Artec

Merten Artec makes an unmistakable impression. Its timeless appeal combines a clean use of form with a slimline appearance. This means that the series meets the demands of modern architecture superbly and is ideal for installation in a wide range of locations.



Switch Merten Artec, Stainless steel, original product size

Merten Artec is already regarded as a classic. Timeless, clear design and consistent form.



Polar white



White



Aluminium colour



Stainless steel



Large variety of colours!

# Limitless options

Our switch ranges feature all kinds of functions and thus offer the best solutions for all ranges of application whether they be in private homes, offices, hotels, hospitals, schools or other institutions.

We would like to take a few examples to give you an insight into the great variety of functions in our switch ranges.



for every requirement the optimal solution

A selection from the System Merten Artec range



Movement detector, flush mounted



Switch with symbol field



Shutter switch



Socket-outlet



Socket-outlet with hanged lid



Blind push-button



Switch with marking 0 and 1



Telephone socket-outlet



Socket-outlet with earth-pin



Two-circuit switch



Rotary dimmer




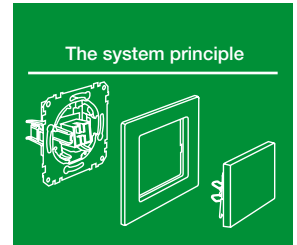
Switch with symbol field



great variety of functions

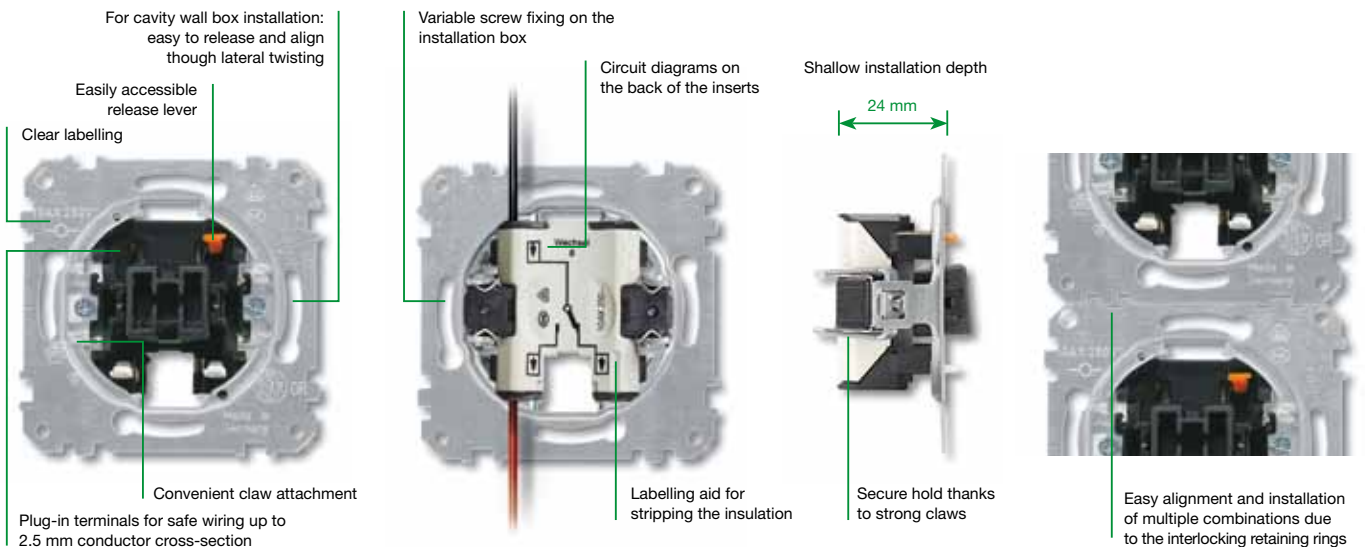
# The system principle – Switch system Merten Artec

With a large variety of functions, the three design variants Merten Artec, Merten Antique and Merten Tracent combine to create a very broad product range. Change the switch range the easy way: The inserts fit all the different design variants. Just change the frame and it's done.



The flush-mounted inserts from Schneider Electric feature a solid retaining ring. This ring prevents distortion or deformation of the insert during installation and allows clean installation even with slightly uneven surfaces. An interlocking system is integrated into the retaining ring for easy installation of multiple combinations. This means that you only have to make an exact alignment for the first flush-mounted insert. All other inserts of the combination are then only installed according to the interlocking system and the convenient claw attachment.

The double plug-in contacts make a secure connection possible. Changing the pin assignment is made simple thanks to the release levers that are easily accessible. Permanent labels on the switch base with circuit symbol, circuit diagram and terminal assignment helps you work quickly and safely.



**Schneider Electric Egypt & North East Africa**  
**Head Office**  
 Land Plot no. 291 & 292, Second District,  
 Fifth Settlement, New Cairo, Egypt  
 Postal code 11835  
 Tel : +202 26 189 189  
 Fax: +202 26 189 263  
<http://www.schneider-electric.com.eg>

**Customer Care Center (CCC)**  
**Hotline: 19775**  
**email: [customer.care@eg.schneider-electric.com](mailto:customer.care@eg.schneider-electric.com)**

Design & production: Communication - SEE  
 Printing: Horizon Graphic

As standard specifications and designs change from time to time, please ask for confirmation of the information given in this publication.