



Gain energy insight and control with PowerLogic™ technology

PowerLogic EM4800
multi-circuit energy meter



Buildings




Retail



Residential

Schneider
Electric



The PowerLogic EM4800 series multi-circuit energy meter.

Simple, accurate tenant sub-metering

The compact PowerLogic EM4800 series multi-circuit energy meter from Schneider Electric enables reliable metering of individual tenants with a low installation cost-per-point by combining revenue-accurate electricity sub-metering with advanced communications technology. It is ideal for multi-tenant or departmental metering applications within office towers, condominiums, apartment buildings, shopping centers and other multi-user environments.

The PowerLogic EM4800 series meters monitor up to 24 tenants with a single device. Multiple meters can be combined to support an unlimited number of suites.

Three meter models offer a choice of CT secondary ratings and installation options:

- PowerLogic EM4805: 5 A, split- or solid-core CTs
- PowerLogic EM4833: 0.333 V, split- or solid-core CTs
- PowerLogic EM4880: 80 mA, solid-core CTs

Cost-effective energy management benefits

The PowerLogic EM4800 series meter is integral to tenant billing and energy management solutions that provide building owners with the following benefits:

- Provide accurate energy sub-billing to tenants.
- Empower tenants with information about their energy usage, allowing them to manage their total consumption while helping you reduce operational costs and offer more competitive lease rates.
- Accurately allocate costs to departments or processes and identify saving opportunities by exposing wasteful energy practices.
- Identify periods of high energy usage and revealing cost saving opportunities within your facilities.
- Verify utility charges using accurate, revenue-grade meters to avoid being overcharged
- Establish a "green" efficiency image for your building, such as qualifying for points within the *LEED Green Building Rating System*.

Easy, flexible installation for new and retrofit applications

The PowerLogic EM4800 series meters offer a variety of flexible installation options that make it ideal for both new construction and retrofit projects.

- Compact, maintenance-free design requires no floor space.
- Hi-density, flexible connection -- from single-pole to single- or three-phase metering -- supports up to 24 circuits. Select the connection type using an intuitive configuration tool.
- Direct connection for 100 - 300 V ac L - N electrical distribution systems:
 - 277 Y / 480 V; 208 Y / 120 V; 120 / 240 V; 230 V
- Multiple CT types support a variety of needs in both new and retrofit installations.
 - 1/3 V output CT option does not require shorting blocks, making it the ideal choice for retrofit installations.
- No rewiring required; use existing wiring to connect to your existing panels.
- Onboard Ethernet and modem allows for easy integration into existing communications networks.



PowerLogic EM4800 meter shown embedded within a power distribution panel.



PowerLogic EM4800 meter shown retrofitted into an existing power panel.



Measurements

- Energy: real (kWh received/delivered), reactive (kvarh received/delivered), apparent (VAh)
 - Accuracy compliance: ANSI C12.1 and C12.20 Class 0.5; IEC 62053-22, Class 0.5S
- Voltage (V_{rms}) and Current (I_{rms}) per phase
- Power: real, reactive, apparent
- Power Factor

Display

The backlit LCD features 2 lines of 16 characters. Information is quickly accessible using right and left arrow buttons to select each metering point (1 through 8, 12, or 24) and the Display button to cycle through the measurements for that point.

An optional remote modular display is available, which simplifies commissioning and is ideal for use when embedding the PowerLogic EM4800 inside a power distribution panel.

Data logging

Interval energy data is stored in onboard, non-volatile memory and is "pushed" to software on a defined schedule, with a logging interval from 5 to 60 minutes, using industry-standard file transfer protocol (FTP).

Total capacity is 2.4 years for 1 hour intervals or over 200 days for 15 minute intervals. The meter can be configured to perform real-time, hourly or daily reporting to PowerLogic or third-party FTP compatible servers in standard CSV data file output format. Maintenance flags identify potential problems or risks to reliability.

Digital inputs

Two digital pulse inputs accumulate and store pulse readings from other electric, water or gas meters.

Communications

The meter is equipped with one Ethernet port and one V.90 modem port, so data can be transmitted over an existing Ethernet or phone network without the need for a dedicated service. Supported protocols are Modbus TCP/IP, HTTP, FTP, and SNTP.

Real-time and status information from the meter can also be accessed using a standard web browser. The meter offers remote configuration and firmware upgrades.

Software integration

The meter is fully supported by *PowerLogic ION Enterprise* power management software.





PowerLogic EM4800 features

Installation	
Maximum circuits: single-pole / single-phase / three-phase	24 / 12 / 8
Metering	
Energy: real, reactive, apparent	■
Energy accuracy	0.5% ¹
Power: real, reactive, apparent	■
Power Factor	■
Voltage, Current	■
Frequency	50 / 60 Hz
Display	
Backlit LCD	■
Remote modular display	Optional
Data recording	
Interval energy	■
Communications & I/O	
Ethernet port	■
Telephone modem	■
Pulse inputs	2

¹ Refer to the Measurements section inside for more detail.

General specifications

Weight	EM4805: approx. 5.4 kg
	EM4833 / EM4880: approx. 4.0 kg
Safety and emissions	UL Certified to IEC/EA/CSA 61010-1 CSA-C22.2 No 61010-1-04 FCC Part 15 Class B ICES-003 EN55022, IEC 6100-4-5 ANSI/TIA968-A: 2002
Operating temperature	-40 °C to 70 °C
Operating humidity	0% to 90% non-condensing
Enclosure type	Type 1 (indoor or enclosed outdoor use)
Maximum altitude	3000 m
Pollution degree	2

Three meter models offer a choice of CT secondary ratings and installation options:

Option	EM4805	EM4833	EM4880
5 A	■		
0.333 V		■	
80 mA			■
Split Core CT	■	■	
Solid Core CT	■	■	■

For complete information on options and help with ordering, please contact your local sales representative.



Visit www.schneider-electric.com for more information on other PowerLogic products, applications and system solutions.

Schneider Electric
35 Rue Joseph Monier
CS 30323
92506 Rueil Malmaison Cedex
Tel : +33 (0)1 41 29 70 00
www.schneider-electric.com

PLSED109014EN 04-2011 ART# 837359
© 2011 - Schneider Electric - All rights reserved

As standards, specifications and designs develop over time, always ask for confirmation of the information given in this publication. ION, PowerLogic and Modbus are either trademarks or registered trademarks of Schneider Electric. All other trademarks are property of their respective owners.

Publishing: Schneider Electric Production: Schneider Electric PMC
Printing: Imprimerie du Pont de Claix - made in France

Printed on recycled paper