



The right ambiance for optimal comfort

Help your customers get the most out of their home interiors with unique lighting ambiances for each room and each time of day.



Roller blinds

Adjust the room's natural light according to the weather and customer's mood.



Switch with locator lamp

Find light switches easily in the dark.



Dimmer switch

Create just the right ambiance the easy way.



Switches with icons

A smart way to press the right button.



The capacity to stay connected

Asfora has everything your customers will need to stay connected throughout their homes.



TV/R/SAT socket

Access all media from a single jack.



RJ45 data socket

Plug in a telephone, TV, PC, or gaming console to keep digital world close at hand.



Loudspeaker socket

Enjoy music from a single source throughout the home and hide unsightly wiring inside walls.



No compromises on safety



Socket-outlet with cover

Ideal for homes with small children.



IP 44 socket-outlet

Watertight for installation in bathrooms and other wet areas.

* Make the most of your energy

LSB02754EN © Schneider Electric – All rights reserved

Schneider Electric Industries SAS
35 rue Joseph Monier
92500 Rueil-Malmaison
France
www.schneider-electric.com

As standards, specifications and designs change from time to time, please ask for confirmation of the information given in this publication.



This document has been printed
on ecological paper

Publishing: Schneider Electric Industries SAS
Design: Pemaco
3D illustrations: 3d vision
Photos: kalice
Printing:

05-2012

Schneider
Electric

Asfora

Everyday style

Wiring devices



Schneider
Electric

Asfora makes life easier

With its sleek, elegant designs, the Asfora range delivers everything today's wiring devices should.

Your customers will appreciate the ease-of-use and wide range of everyday functions offered by Asfora wiring devices, designed to be as pleasing to the touch as they are to the eye.



1
aesthetic



2
colors:
white and
cream



15
basic
functions




Designed to make your job easier

Asfora couples Schneider Electric's industry-leading expertise in modern, compact inserts and mechanisms that facilitate wiring with clear, easy-to-read packaging so that you can do your job safely and efficiently.

Asfora is all about details that make installation faster, simpler, and safer every day.



Safety first



1

The wiring diagram is on the back of the insert, helping you to avoid wiring errors.

2

The insert design minimizes contact with electrified parts.

3

The funnel-shaped terminal inputs cover the entire length of exposed wire, preventing short circuits.

4


The claws are protected to keep fingers safe.



Up to 6 gangs

Whether it is for a home or small office, Asfora multi-gang faceplates are designed for easy handling during installation and a neat and tidy appearance, with several functions housed in a single unit.

Quick and easy to install



P133864_ins

1


Switches feature screwless terminals.

2

Wire releasers are easy to handle, making switches quick and easy to connect and disconnect.

3

Input holes are funnel-shaped to guide wires right to the terminal.



P133862_ins

1

Mounting plates feature alignment slots to fine tune the position of each unit for a perfect finish.

2

Outlets feature pre-opened terminals.

3

Because outlet terminals are aligned, all wires can be cut to the same length at once.



P103021_ins

Reliability and robustness



P133873_ins

1

Galvanized steel mounting plates offering excellent flex strength and resistance to corrosion.

2

Mounting claws on Asfora outlets are long and strong to withstand hundreds of connections and disconnections over time.



- The Asfora range delivers the quality design and manufacturing you expect from Schneider Electric.
- All Asfora products meet the latest standards and are manufactured from robust materials chosen to withstand everyday use for years to come.