


Prima is your
simple **IP20**
surface mounting
solution for
refurbishment




Your contact



**Schneider Electric Industries
SAS**
35 rue Joseph Monier
92500 Rueil-Malmaison
www.schneider-electric.com

As standards, specifications and designs change from
time to time, please ask for confirmation of the information
given in this publication.

 This document has been printed
on a ecological paper

Publishing: Schneider Electric Industries SAS
Design: Arriba
Photos: Fotolia.com
Printing:

ISC01730

08-2009

Prima
Simple IP20
surface mounting



ART:XXXX © Schneider Electric - All rights reserved

Schneider
Electric

P116750

P116729

Switches

with screw terminals

10 AX - 250 V AC switches		10 AX - 250 V AC switches with locator lamp	
P116756	1-pole □ white WDE001010 ■ cream WDE001110	P116761	1-pole □ white WDE001014 ■ cream WDE001114
P116757	2-pole □ white WDE001020 ■ cream WDE001120	P116762	2-pole □ white WDE001021 ■ cream WDE001121
P116758	Intermediate □ white WDE001070 ■ cream WDE001170	P116763	Intermediate □ white WDE001071 ■ cream WDE001171
P116759	2-circuit □ white WDE001050 ■ cream WDE001150	P116775	2-circuit □ white WDE001051 ■ cream WDE001151
P116760	2-way, with stairs symbol □ white WDE001060 ■ cream WDE001160	P116764	2-way, with stairs symbol □ white WDE001061 ■ cream WDE001161

10 A - 250 V AC push-buttons		10 A - 250 V AC push-buttons with locator lamp	
P116765	With bell symbol □ white WDE001012 ■ cream WDE001112	P116767	With bell symbol □ white WDE001015 ■ cream WDE001115
P116766	With light symbol □ white WDE001013 ■ cream WDE001113	P116768	With light symbol □ white WDE001016 ■ cream WDE001116

Socket-outlets

with screw terminals

Socket-outlets with side earth	
P116769	16 A - 250 V AC, 2P+E □ white WDE001080 ■ cream WDE001180
Socket-outlets with pin earth	
P116770	16 A - 250 V AC, 2P+E □ white WDE001030 ■ cream WDE001130
Socket-outlets without earth contact	
P116771	16 A - 250 V AC, 2P □ white WDE001000 ■ cream WDE001100
Double socket-outlets with side earth	
P116772	16 A - 250 V AC, 2P+E □ white WDE001048 ■ cream WDE001148
Double socket-outlets with pin earth	
P116773	16 A - 250 V AC, 2P+E □ white WDE001043 ■ cream WDE001143
Double socket-outlets without earth contact	
P116774	16 A - 250 V AC, 2P □ white WDE001040 ■ cream WDE001140

Simple to install

Prima switches



Use a screwdriver to lightly lever the rocker.



Lever the cover snaps on both sides of the insert, pushing the screwdriver handle towards the centre of the switch...




...and remove the cover.



Remove the backplate and determine the position of outgoing wires (through backplate or side of cover).



Connect wires to the terminals according to the markings on the back of the insert.



Snap the insert onto the backplate and fix the insert to the wall with screws. Distance between screws: 38 mm.



Snap on the cover.



Press in the rocker.


Prima socket-outlets



Unscrew the cover fixing screw.



Remove the cover.



Remove the backplate, determine the position.



Snap the insert onto the backplate, fix the insert to the wall with screws (distance between screws: 38 mm).



Fix the cover screw.