

Canadian Homeline™ Loadcentres and Circuit Breakers

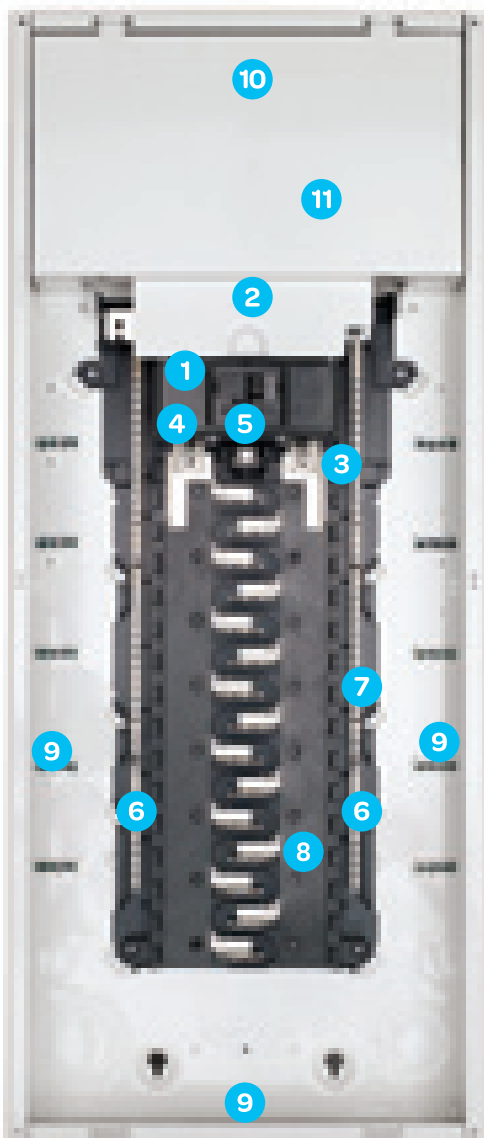
Features that Outclass the Competition

Make the most of your energySM

Schneider
Electric

Canadian Homeline Loadcentre Features

The quality you expect from Schneider Electric, the industry leader, is built into all Homeline loadcentres. One example is our exclusive Qwik-Open® circuit breakers, which give homeowners a new standard for reliable, fast-acting circuit protection. In addition, our commitment to technological leadership has brought a new level of electrical safety to the residential market, with innovative solutions such as Surgebreaker® Plus whole house surge protection and Arc-D-tect® arc fault circuit interrupters. From leading innovations in circuit protection and exclusive features to a comprehensive selection of options and accessories, Canadian Homeline loadcentres are the smart choice for value-minded contractors, remodelers, builders and homeowners. Feature for feature, Homeline panels outclass the competition.



- 1 Panels are available as either main breaker or main lugs.
- 2 Straight-in wiring mains design helps reduce the need to bend service cable, reducing waste and saving installation time.
- 3 Main breaker loadcentres are service entrance approved.
- 4 Standard 22,000 ampere short circuit current rating on main breaker – provides increased high fault current protection.
- 5 Panel interiors are easily removed for paint or theft protection. Single, captive screw can't be lost; interior mounts quickly, and easily fully distributed (indoor only).
- 6 Distributed branch neutral reduces clutter and simplifies wiring.
- 7 Combination slot/Robertson neutral, ground and cover screws let you use either a standard flatblade screwdriver or a Robertson screwdriver for reduced slippage and improved torque.
- 8 Shielded bus and interior assembly is among the most rugged and user friendly in the industry.
- 9 Multiple horizontal ground bar mounting locations (left, right and bottom) let you pick the easiest spot to wire.
- 10 Tangential main service knockouts eliminate the need for costly service conduit offset, simplifying and speeding installation.
- 11 Complete loadcentre rotates for top or bottom feed to meet job site requirements and reduce service cable waste.



Combination Flush/Surface Covers

Homeline indoor covers for eight circuit and larger panels are combination flush/surface to meet all mounting situations.

Floating, spring-mounted trim provides automatic flush adjustment to ensure proper breaker and trim alignment without manual adjustment.


Covers are included with the loadcentre for purchasing convenience, and individually packaged to reduce the chance of shipping damage, making them easier to store between rough-in and trim-out. Covers now include provisions for a door lock, and the trim has the top two branch circuit twistouts removed to make it easier to remove remaining twistouts.

Rainproof Enclosures

Homeline loadcentres are available in a full line of NEMA Type 3R rainproof enclosures, with rain-tight bolted (RB) hub for fast and convenient top-feed conduit connection. Side-opening devices feature a stainless steel door latch and centre mounting on back.

Complete Line of Accessories

A complete line of Homeline loadcentre accessories maximizes application flexibility. From ground bar kits to bolt-on rainproof hubs, filler plates, door locks, and more, Homeline loadcentres satisfy almost any installation requirement.



Automatic flush adjustment cover speeds installation, especially on uneven wall surfaces.

Canadian Homeline Circuit Breaker and Surgebreaker Features

Canadian Homeline Arc-D-tect Arc Fault Circuit Interrupter

The advanced technology of the exclusive Schneider Electric Arc-D-tect AFCI provides the highest level of circuit protection available today. These circuit interrupters are specifically designed to detect dangerous low-level arc faults and provide traditional overload and short circuit protection as well. This single-pole breaker installs as easily as our GFCI breaker and offers the same high level of reliability.



Unsurpassed Qwik-Open Protection

Canadian Homeline Circuit Breakers provide the high level of protection you expect from Schneider Electric. Single pole 15 A and 20 A Qwik-Open breakers trip within $\frac{1}{60}$ th of a second – faster than the blink of an eye. When it comes to electrical protection, fast response is critical.

Surgebreaker Secondary Surge Arrester

The Surgebreaker secondary surge arrester plugs on like a circuit breaker to help protect the home's electrical system and hardwired appliances from surges up to 20,000 volts. Downstream point-of-use surge suppressors normally only handle surges up to 6,000 volts, and only protect the products plugged directly into them. For complete protection of sensitive electronics like computers, you need both levels of protection.

Ground Fault Protection

Schneider Electric introduced the first ground fault circuit interrupter (GFCI) in 1967. It was such a good idea, electrical codes now require ground fault protection for bathrooms, pools, spas and other applications. We've continued that leadership, expanding our offering through two-pole 60 A circuit breakers for whirlpool and hot tub applications.

Surgebreaker Plus Multi-path Surge Arrester


The latest innovation in surge protection from Schneider Electric, the Surgebreaker Plus, provides whole house protection for up to four telephone lines, two coax cable lines and is hard-wired to protect the entire panel and home wiring.




No other name in circuit protection is more trusted for reliability and performance than Schneider Electric. Our products have revolutionized the industry and continue to make the residential use of electricity safe and convenient for millions of people every day.



Use Circuit Breakers Properly



Electrical protection requires that circuit breakers be used properly. Only breakers marked on the loadcentre label or wiring diagram should be used to maintain the integrity and safety intended. That's why our CSA-certified Canadian Homeline loadcentres are marked to accept only genuine CSA-certified Canadian Homeline circuit breakers. Canadian Homeline circuit breakers should only be used in equipment marked to accept them. Any other use may void your warranty, reduce protection, increase liability risks and violate the Canadian Electrical Code.



Homeline Loadcentres, Circuit Breakers and Surgebreaker Products

Single-phase Loadcentres Indoor Main Lugs*

Mains rating Amps	Branch spaces	Max branch circuits	Loadcentre & cover Cat #'s F = flush, S = surface
Fixed main lugs			
70	2	4	CHOM24L70F/S
100	6	12	CHOM612L100F/S
125	4	8	CHOM48L125GC
Factory-installed main lug – QOM1 frame size			
125	8	16	CHOM816L125GC
	12	24	CHOM1224L125GC
	16	32	CHOM1632L125GC
	24	48	CHOM2448L125GC
Factory-installed main lug – QOM2 frame size			
225	30	60	CHOM3060L225GC
	42	84	CHOM4284L225GC

Single-phase Loadcentres Outdoor*

Mains rating Amps	Branch spaces	Max branch circuits	Loadcentre & cover Cat #'s F = flush, S = surface
70	2	4	CHOM24L70RB
100	6	12	CHOM612L100RB
125	4	8	CHOM48L125GRB
Factory-installed main lug – QOM1 frame size			
125	8	16	CHOM816L125GRB
	12	24	CHOM1224L125GRB
Factory-installed main breaker – QOM1 frame size			
100	8	16	CHOM816M100GRB
	12	24	CHOM1224M100GRB
Factory-installed main breaker – QOM2 frame size			
200	20	40	CHOM2040M200GRB

Single-phase Loadcentres Indoor Main Breaker*

Mains rating Amps	Branch spaces	Max branch circuits	Loadcentre & cover Cat #'s F = flush, S = surface
Factory-installed main breaker – QOM1 frame size			
100	12	24	CHOM1224M100GC
	16	32	CHOM1632M100GC
	24	48	CHOM2448M100GC
	30	60	CHOM3060M100GC
125	12	24	CHOM1224M125GC
	16	32	CHOM1632M125GC
	24	48	CHOM2448M125GC
	30	60	CHOM3060M125GC
Factory-installed main breaker – QOM2 frame size			
150	20	40	CHOM2040M150GC
	30	60	CHOM3060M150GC
200	20	40	CHOM2040M200GC
	30	60	CHOM3060M200GC
	30	60	CHOM3060M200GC1**
	42	84	CHOM4284M200GC
	42	84	CHOM4284M200GC1**
	60	120	CHOM60120M200GC

Surgebreaker Plus Whole House Surge Protector

Type	Catalogue number
Indoor	SDSB1175C

Surgebreaker Secondary Surge Arrester

Branch Spaces	Catalogue number
2	CHOM2175SB



* Ground bars included

** 100 A main breaker factory-installed

Branch Circuit Breakers 10,000 AIR

Amperage rating	One pole	Two pole common trip
15	CHOM115	CHOM215
20	CHOM120	CHOM220
25	CHOM125	CHOM225
30	CHOM130	CHOM230
35	—	CHOM235
40	CHOM140	CHOM240
45	—	CHOM245
50	CHOM150	CHOM250
60	—	CHOM260
70	—	CHOM270
80	—	CHOM280
90	—	CHOM290
100	—	CHOM2100
125	—	CHOM2125
150	—	CHOM2150BB
175	—	CHOM2175BB
200	—	CHOM2200BB

Tandem Circuit Breakers

Amperage rating	One pole
15 & 15	CHOMT1515
15 & 20	CHOMT1520
20 & 20	CHOMT2020
30 & 15	CHOMT3015
30 & 20	CHOMT3020

Quad Tandem Circuit Breakers

Amperage rating		Catalogue number
One pole	Two pole	
(2) 15	15	CHOMT1515215
(2) 15	20	CHOMT1515220
(2) 15	25	CHOMT1515225
(2) 15	30	CHOMT1515230
(2) 15	40	CHOMT1515240
(2) 15	50	CHOMT1515250
(2) 20	20	CHOMT2020220
(2) 20	25	CHOMT2020225
(2) 20	30	CHOMT2020230
(2) 20	40	CHOMT2020240
(2) 20	50	CHOMT2020250

Ground Fault Circuit Interrupters 10,000 AIR

Amperage rating	One pole	Two pole
15	CHOM115GFI	CHOM215GFI
20	CHOM120GFI	CHOM220GFI
30	—	CHOM230GFI
40	—	CHOM240GFI
50	—	CHOM250GFI

Arc Fault Circuit Interrupters 10,000 AIR

Amperage rating	One pole
15	CHOM115AFI
	CHOM115CAFI
20	CHOM120AFI
	CHOM120CAFI



We're Canada's trusted source for quality loadcentres...and a complete suite of energy management solutions.

Our Homeline and QO loadcentres make energy safe and reliable and our home automation offer empowers customers to make informed energy usage decisions, automate energy and generate electricity. Utilities want to defer expensive infrastructure upgrades and maximize asset efficiency. Schneider Electric solutions enable consumers and utilities to communicate with systems and each other in real-time, thus allowing a meaningful exchange that drives energy efficiency without inconvenience to consumer lifestyles or utility loads.

Real-time Monitoring and Control

In-home energy displays (IHD), programmable communicating thermostats (PCT) and large load controllers (LLC) receive cost of energy data from smart meters.

The devices are programmed or utility signals are used to automatically set back temperatures or to cycle loads such as HVAC or pool pumps. This saves energy and reduces grid demand.

Seamless Integration of Electric Vehicle (EV) Charging Controls

EV charging controls provide convenient charging and connectivity at home and will allow remote internet or smart phone control. System communication helps minimize the cost of energy and supports grid load management.

Functionally Stylish Home Automation

C-Bus home automation allows consumers to control lighting, audio visual, HVAC, security and more in a single integrated system. At the core of the system is lighting control, which provides energy savings through dimming, scheduling and light harvesting. When integrated with energy cost data, the system maximizes consumer convenience and energy savings.

Get the Most out of Your Rooftop with High Performance Solar Inverters


Residential inverters help consumers convert sunshine to electricity. Schneider Electric inverters provide a safe and efficient means to generate this electricity, helping consumers reduce their carbon footprint. Inverters are available in grid tied (selling energy to utilities), off grid (battery back-up) or combination systems.



For more information on our Homeline loadcentres and other residential solutions, please call your local Schneider Electric distributor or sales office. Or visit our website at www.schneider-electric.ca.

Schneider Electric Canada, Inc.

5985 McLaughlin Road
Mississauga ON, L5R 1B8
Tel:1-800-565-6699

 This document has been printed on recycled paper