

Managing critical power equipment can be challenging. Multiple annunciators utilize different interfaces. Generators and transfer switches require local operation for testing. Compliance requires manual data collection and labor-intensive reporting.



The ASCO 5705 8-Device Annunciator makes power management easy.

Consolidated Annunciator: Monitors and displays up to 8 devices into a single, wall-mount, touch-screen interface.

Alarming: Immediate notification of alarm conditions via audible horn, alarm light, and email/SMS messages.

Remote Testing and Operation: Tests transfer switches and engine-generators from every major manufacturer.

Provides real-time status and performance insights

Provides instant access to critical utility power, engine-generator, transfer switch, and load bank information. Transmits immediate email and text alerts of alarm conditions and system events.

Streamlines NFPA and Joint Commission compliance

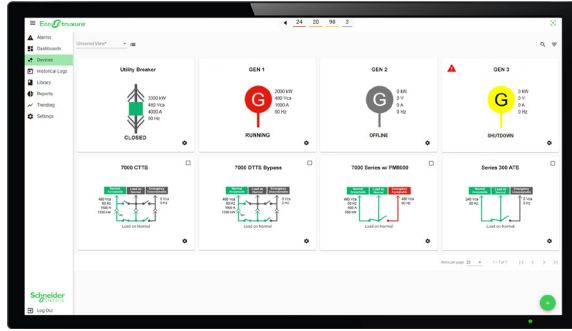
Provides required generator and transfer switch safety indicators and shutdowns. Automatically generates NFPA test and utility outage reports.

Integrates with Building Monitoring Systems

Shares power system data with other monitoring systems, allowing greater analysis of operating data and faster response to changing conditions.

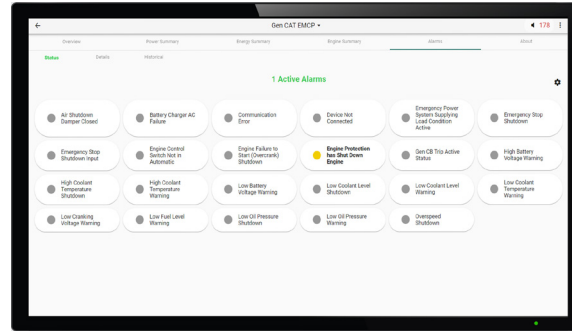
Feature Highlights

Equipment Monitoring and Remote Control



- Monitors transfer switches and all equipment from a single Overview Screen
- Dynamic graphics show status, alarms, and key analog parameters
- Enables equipment operation to increase safety

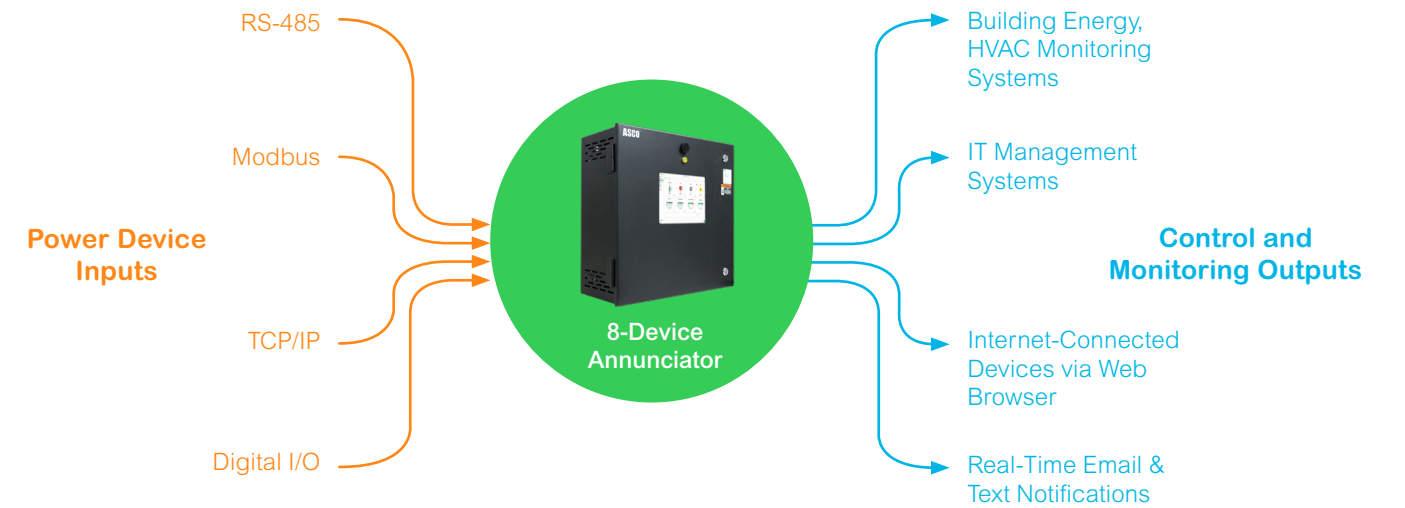
Generator Dashboard




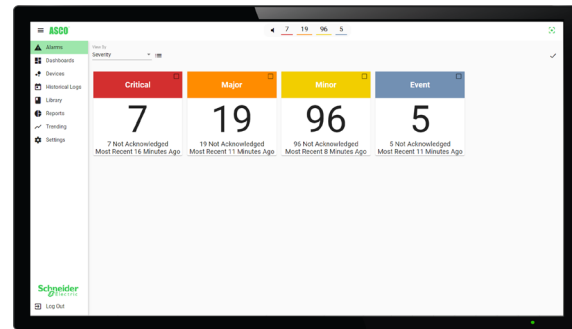
- Displays NFPA 110 indicators and shutdowns
- Activates LED indicator and audible signal when alarm conditions are detected
- Displays engine speed, oil pressure, coolant temp, power output, fuel level, and more

Quickly Integrates by Bridging IoT and OT

Pre-mapped communication parameters streamline integration with other power devices and multiple network communication protocols.

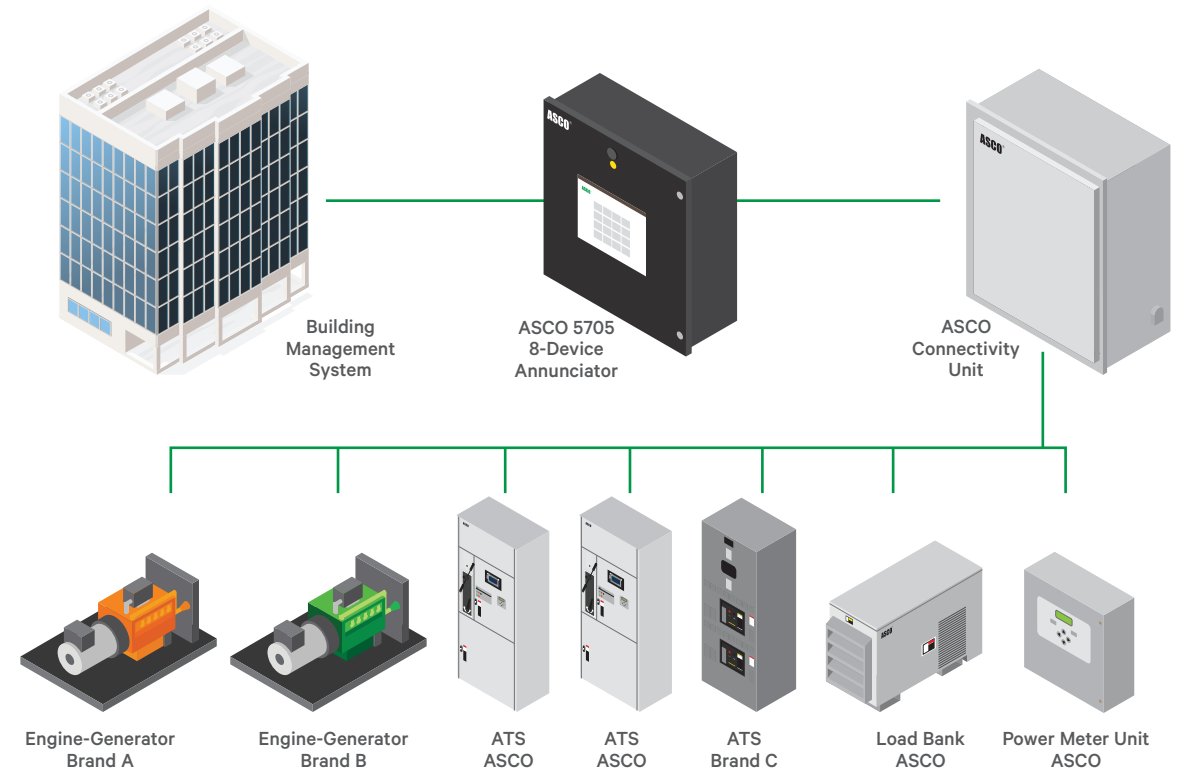


Alarms and Notifications

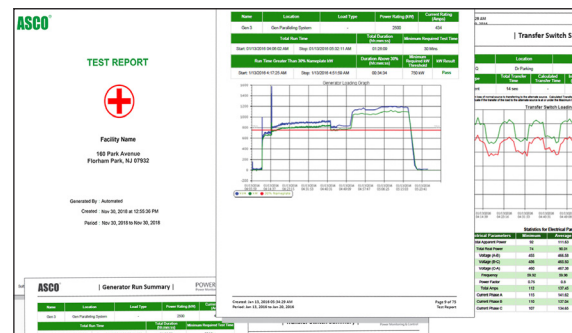


- Provides alarms and notifications from transfer switches and other power devices, including:
 - NFPA 110 indicators and shut downs
 - Immediate email notifications to authorized power system users
 - Audible horn and visible light on enclosure to indicate alarms
 - Broadcasts SNMP Traps to management systems on a network

Connects with Power Equipment from Every Major Manufacturer

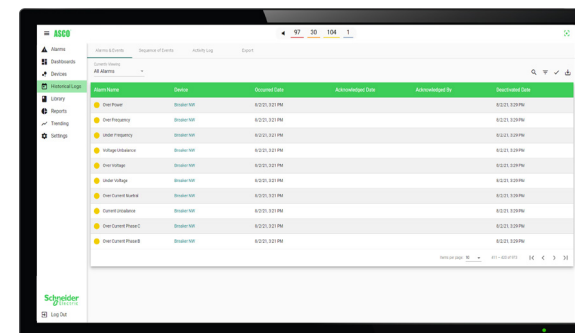


Automated Compliance Reports



- Automatically generated during load transfers and generator operations
- Automatically saved and distributed to authorized recipients via email
- Streamlines compliance with NFPA, CALEA, The Joint Commission, and CMS requirements

Historical Logs



- Log events from a transfer switch and all monitored equipment
- Sorts and filters data by equipment name or locations, alarm type, timestamp, and other parameters
- Exports data as a report or as a .csv file

Specifications

| GENERAL | | |
|-------------------------|-------------|--------------------------------------|
| Certifications | | UL 1008 and cUL 1008 |
| Dimensions | | 20.36 in x 20.30 in x 8.62 in |
| Mounting | | UL Type-1 Wall Mount |
| Weight | | 45 Lbs |
| Power Requirement | | 24 VDC or 120 VAC |
| COMMUNICATIONS | | |
| Web Interface | | HTTP/HTTPS |
| Open Protocols | | BACnet/IP and Modbus/TCP |
| Security | | AES 128-Bit Encryption |
| Email | | SMTP |
| INTERACE | | |
| LED Indicators | | Common Alarm, Battery and LAN Status |
| Storage | | 128GB Solid State Drive |
| Ports | | 2x Ethernet and USB |
| Operating Temperatures: | | |
| | Controller | -4° to 140°F |
| | HMI Display | 32° to 140°F |
| Shock Protection | | IEC 60068-2-27, 50G |
| Vibration Protection | | IEC 60068-2-64 |
| Remote PC Access | | Yes |