

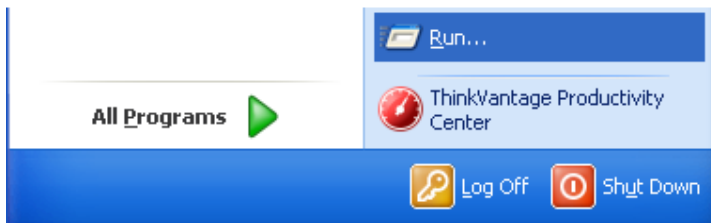
## Fixed USB port for VAMP 50 and VAMP 300 series relays

This application note applies to Vamp 50 and Vamp 300 series

Windows has a feature which causes com port number to increase always when connecting to new VAMP5x or VAMP3xx relay. To avoid this, the windows registry has to be changed. Administrator privileges are needed for this change.

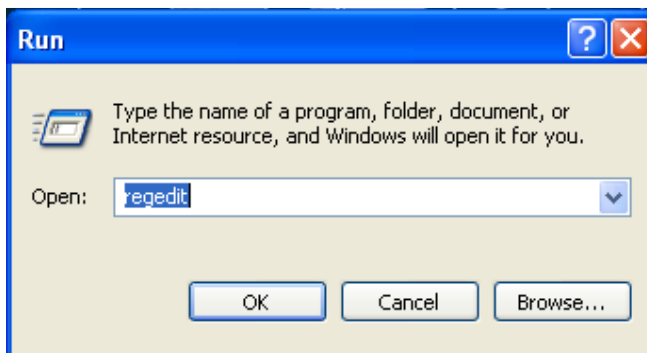
### Step 1.

Go to: start → run



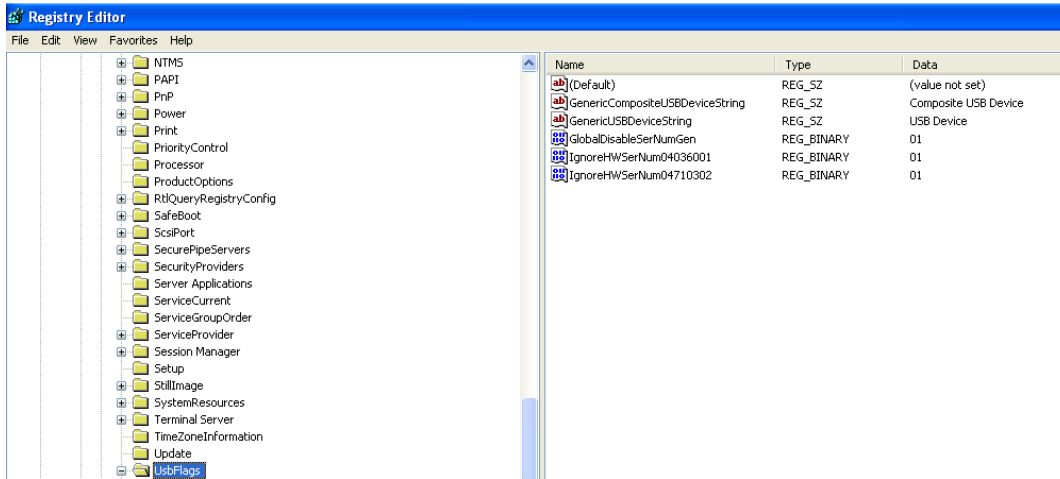
### Step 2.

Write: regedit



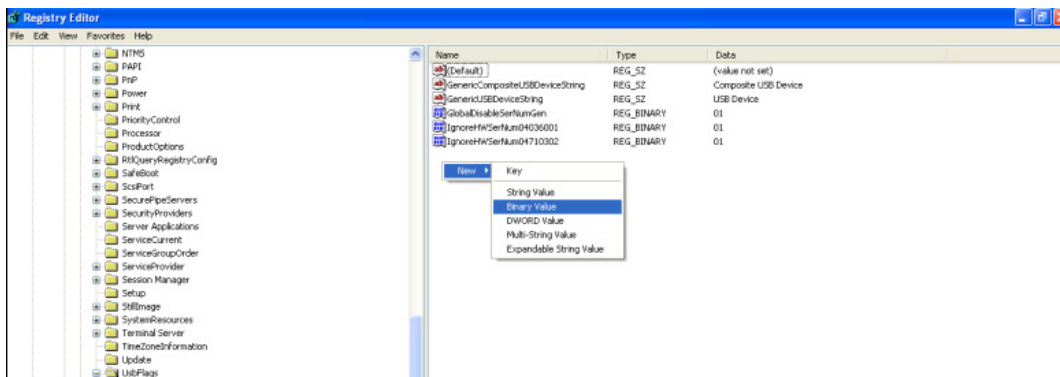
### Step 3.

Go to: HKEY\_LOCAL\_MACHINE→SYSTEM→CurrentControlSet→Control→UsbFlags



### Step 4.

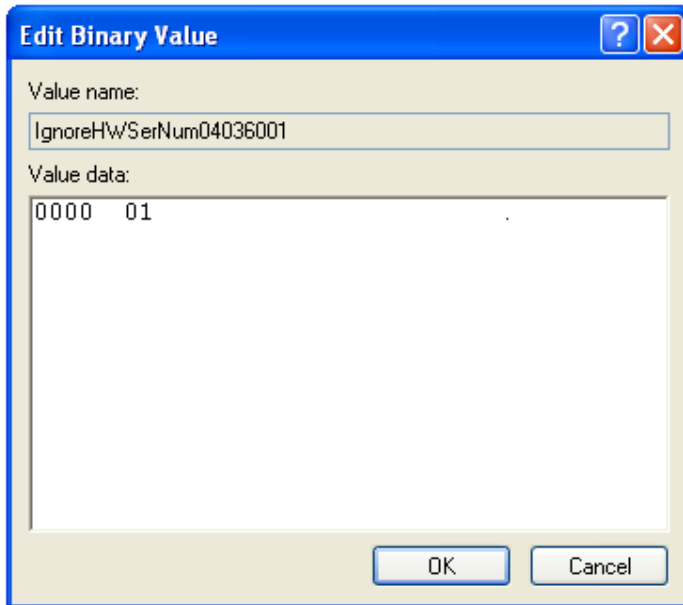
Press right mouse button and add new Binary Value.



**Step 5.**

Name this binary value as: IgnoreHWSerNum04036001 and give value 01 to it.

 IgnoreHWSerNum04036001	REG_BINARY	01
 IgnoreHWSerNum04710302	REG_BINARY	01

**Step 6.**

Now registry editor can be closed and com port numbers will not increase anymore.

**Schneider Electric**

35 rue Joseph Monier  
92506 Rueil-Malmaison  
FRANCE

Phone: +33 (0) 1 41 29 70 00  
Fax: +33 (0) 1 41 29 71 00

[www.schneider-electric.com](http://www.schneider-electric.com)

Publishing: 4/2013

© 2012 Schneider Electric Industries SAS - All rights reserved.  
Electrical equipment should be installed, operated, serviced,  
and maintained only by qualified personnel. No responsibility  
is assumed by Schneider Electric for any consequences  
arising out of the use of this material.