

Speed switch application in VAMP relays


This application note applies to Vamp 50, Vamp 200 and Vamp 300 series



Speed switch (ANSI 14) is used in motor applications, where the motor start-up time is longer than allowed stall time.

Speed Switch is a rotation monitoring system for detecting unwanted slowdown or stoppage of process equipment.

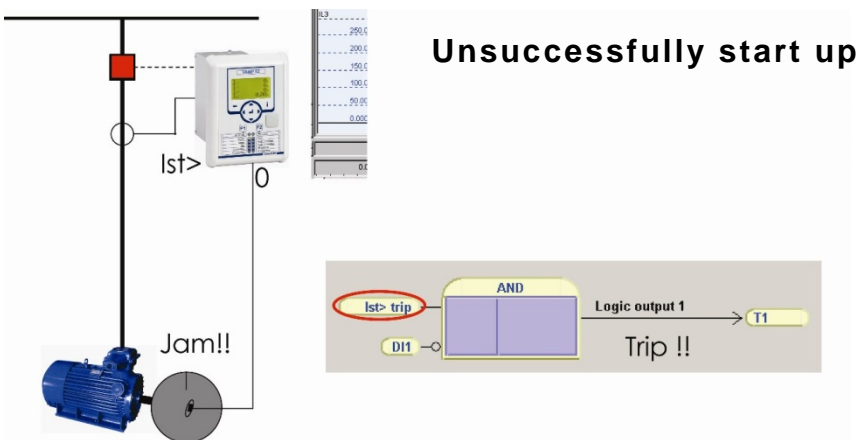
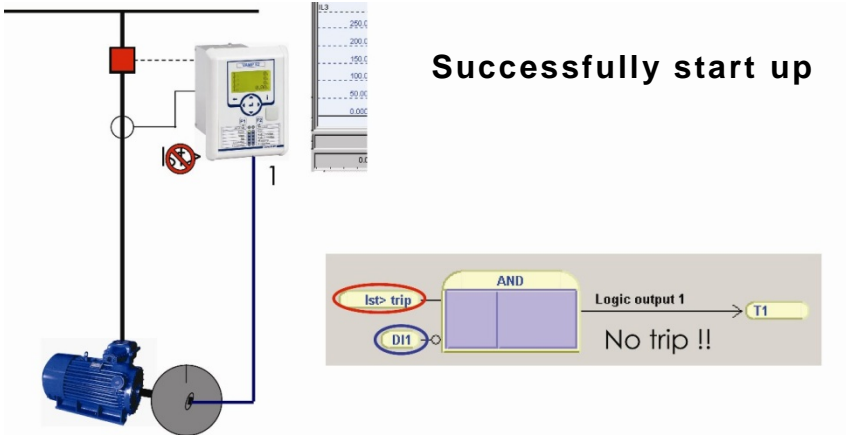
The system is commonly applied to the following:
drive trains, power driven components, crushers, exhaust fans, screw conveyors, tail pulleys on belt conveyors and elevators, and much more.



Example: Protected motor start up time (13 s) is longer than allowed stall time (10s).

Motor start-up time is set to slightly smaller than allowed stall time eg. 9.5 s.

The used speed switch is open at standstill and closed during acceleration. When the input is activated, stage Ist (48) will not be allowed to trip. If the motor does not start to accelerate, stage Ist will trip when the reference value, $I_{s2} \times t_s$, is exceeded. If start-up supervision is based on overcurrent protection, stage $I_{s>}$ will trip on expiration of the set operate time



Speed switch input can be utilized in all of VAMP relays providing motor protection.

Type of the speed switch is not an issue since the operation mode of the relays digital input can be set to normally close or normally open type of switches.

DIGITAL INPUTS							
Input	State	Polarity	Delay	On Event	Off Event	Alarm display	Counters
1	0	NO	0.00 s	On	On	On	0
2	0	NC	0.00 s	On	On	On	0

Schneider Electric

35 rue Joseph Monier
92506 Rueil-Malmaison
FRANCE

Phone: +33 (0) 1 41 29 70 00
Fax: +33 (0) 1 41 29 71 00

www.schneider-electric.com

Publishing: 09/2018

© 2018 Schneider Electric Industries SAS - All rights reserved.
Electrical equipment should be installed, operated, serviced,
and maintained only by qualified personnel. No responsibility
is assumed by Schneider Electric for any consequences
arising out of the use of this material.