

1

2

3

4

A

A

B

B

C

C

D

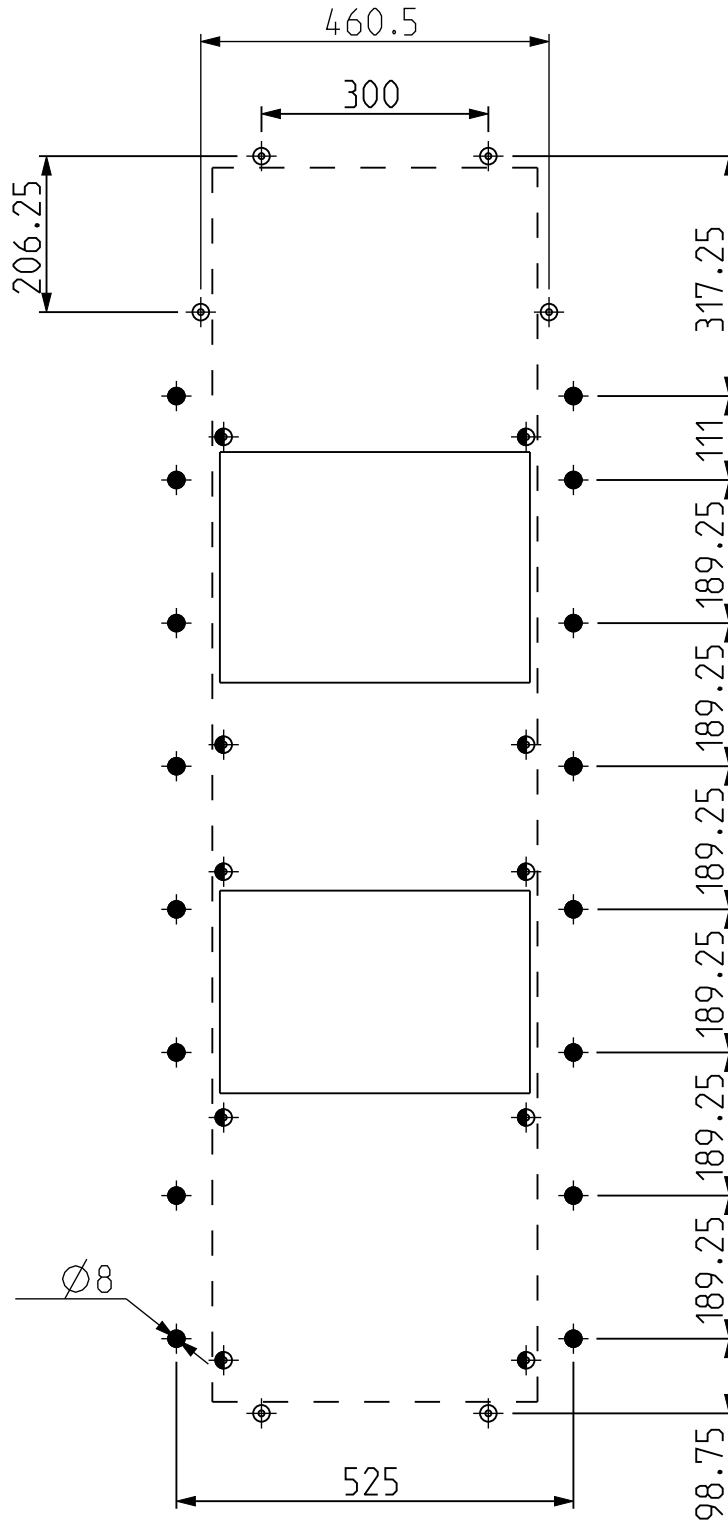
D



E




E

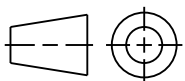
F

F



 Retrofit kit cutout  
 Enclosure existing cutout

 Reference points  
 Retrofit Kit fixing points (to be drilled)  
 Cooling Unit fixing points  
 M6 TORQUE: 4,5 Nm (40 lb\*inch)



Scale:  
1:10

Technical Specification:  
ISO 2768mK  
ISO 8015

Units of measure:  
mm



Document Description:

RETROFIT KIT CUTOUT 3K2 FLSH-SURF

Document Number:

**BQT6436900**

Doc.Rev.:  
**00.4**

Sheet:  
1/1

The information is highly confidential and is the exclusive property of Schneider Electric copyright reserved. This drawing must not be used for any purpose other than that expressly permitted in writing by the owners and must not be disclosed or reproduced in any way without permission from the owners in writing. This drawing must be returned to the owners when the purpose has ceased.

Released for Manufacturing  
Printed on 2024/01/12