

1

2

3

4

A

A

B

B

C

C

D

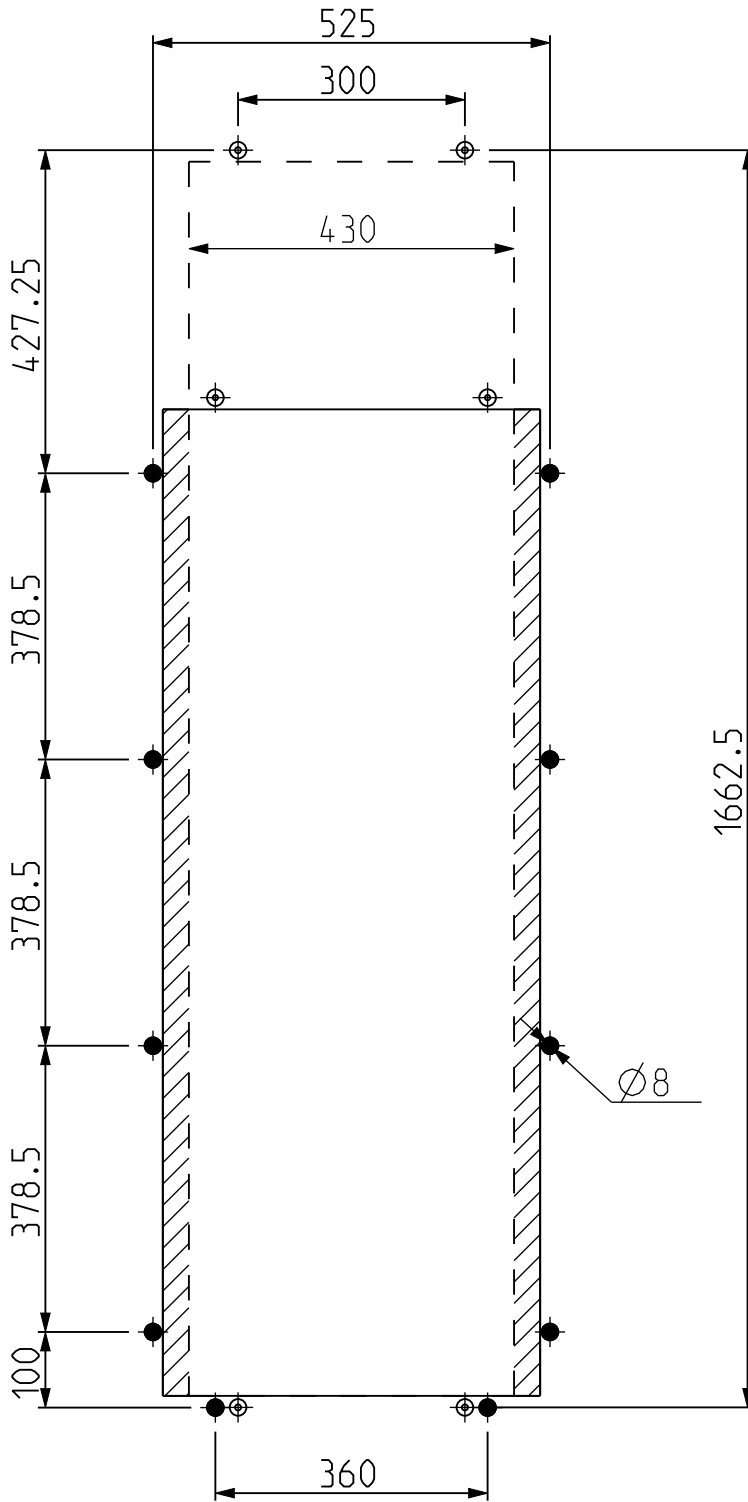
D




E



E

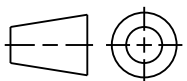
F

F



-  Retrofit kit cutout
-  Enclosure cutout needed
-  Enclosure existing cutout

-  Reference points
 -  Retrofit Kit fixing points (to be drilled)
- M6 TORQUE: 4,5 Nm (40 lb*inch)



Scale:
1:10

Technical Specification:
ISO 2768mK
ISO 8015

Units of measure:
mm



Document Description:
RETROFIT KIT CUTOUT 3K2 FLSH_HALF-FLSH

Document Number:
BQT6443400

Doc.Rev.: **00.8** Sheet: **1/1**

The information is highly confidential and is the exclusive property of Schneider Electric copyright reserved. This drawing must not be used for any purpose other than that expressly permitted in writing by the owners and must not be disclosed or reproduced in any way without permission from the owners in writing. This drawing must be returned to the owners when the purpose has ceased.

Released for Manufacturing
Printed on 2024/01/12