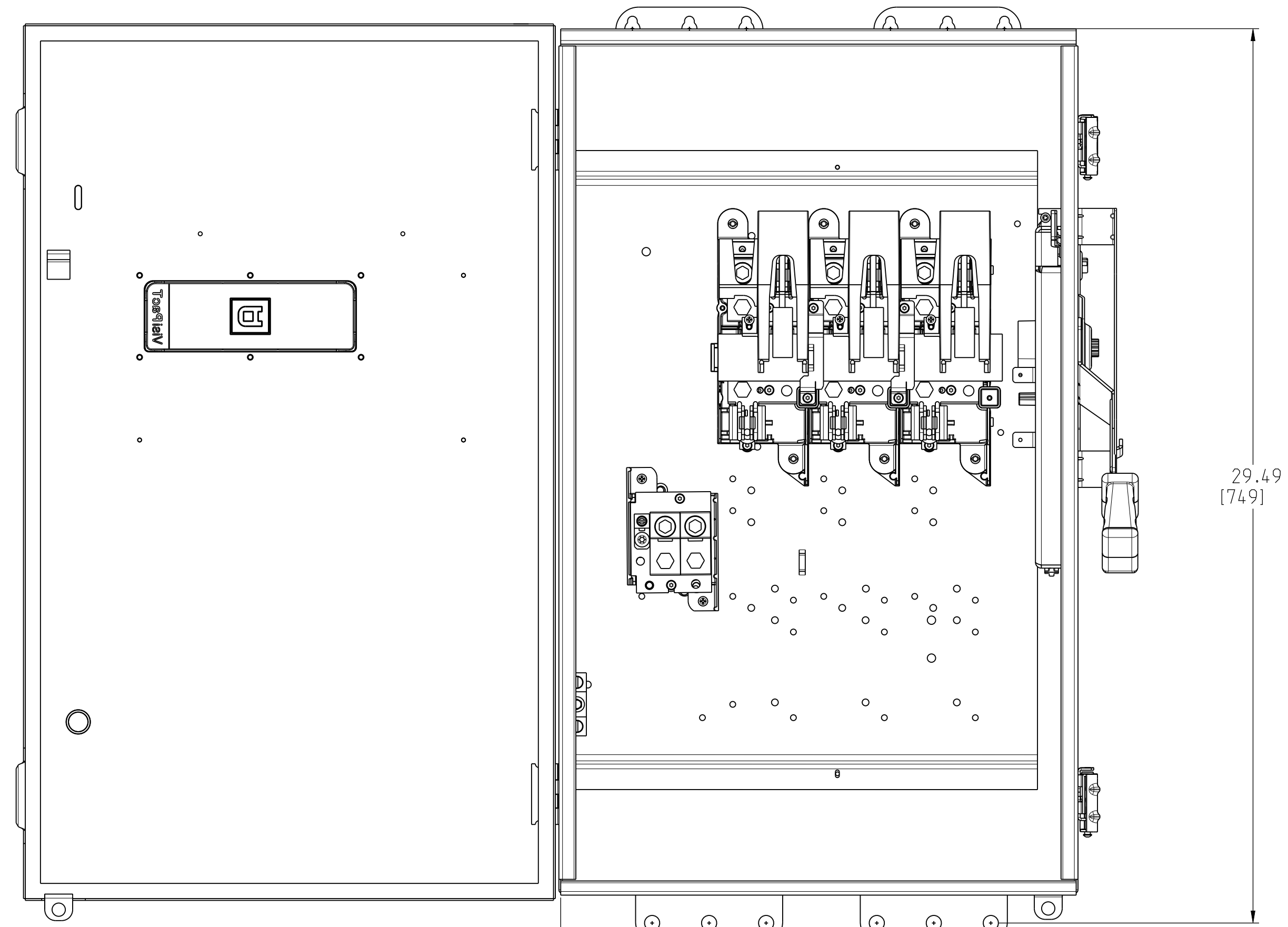
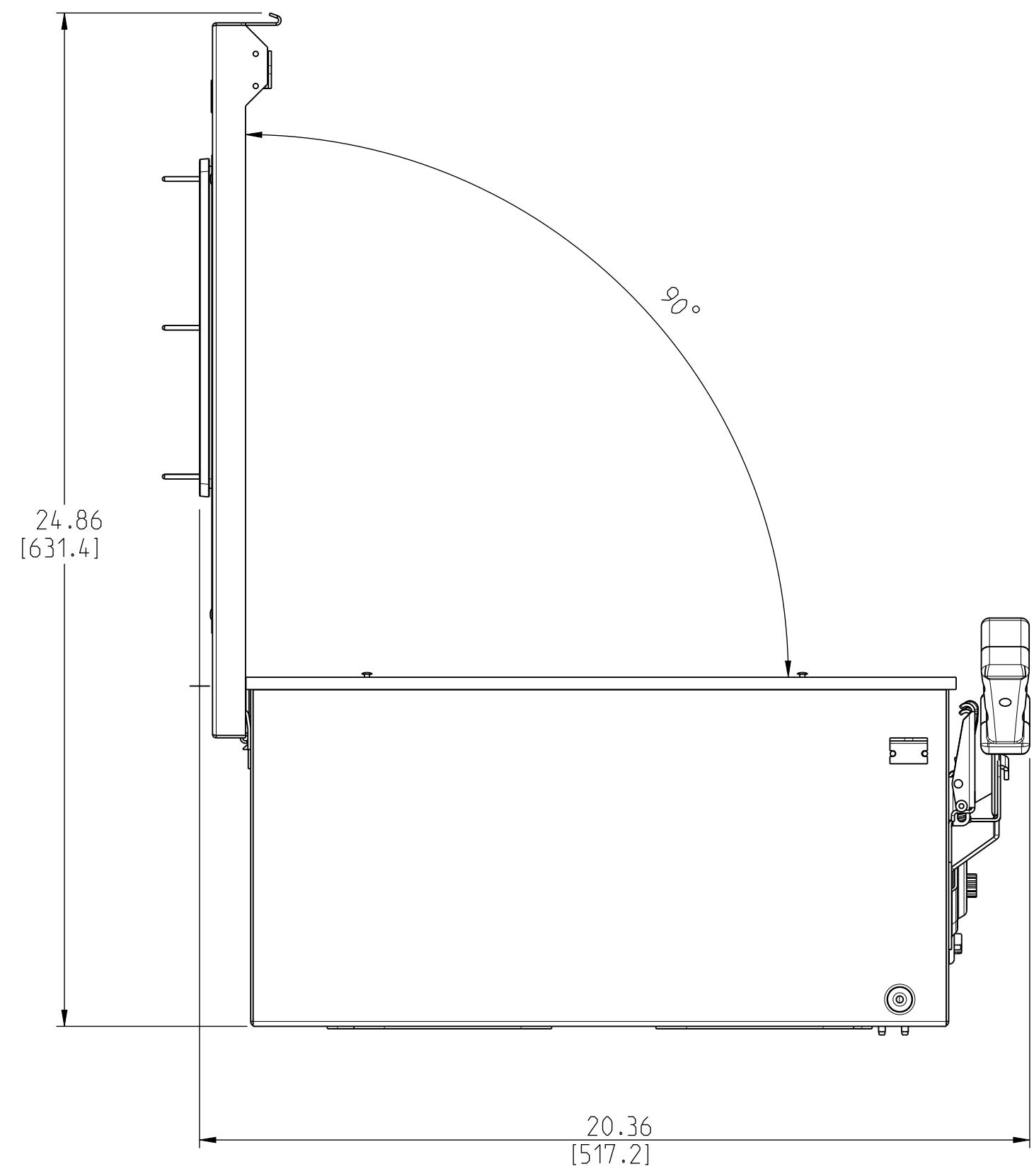
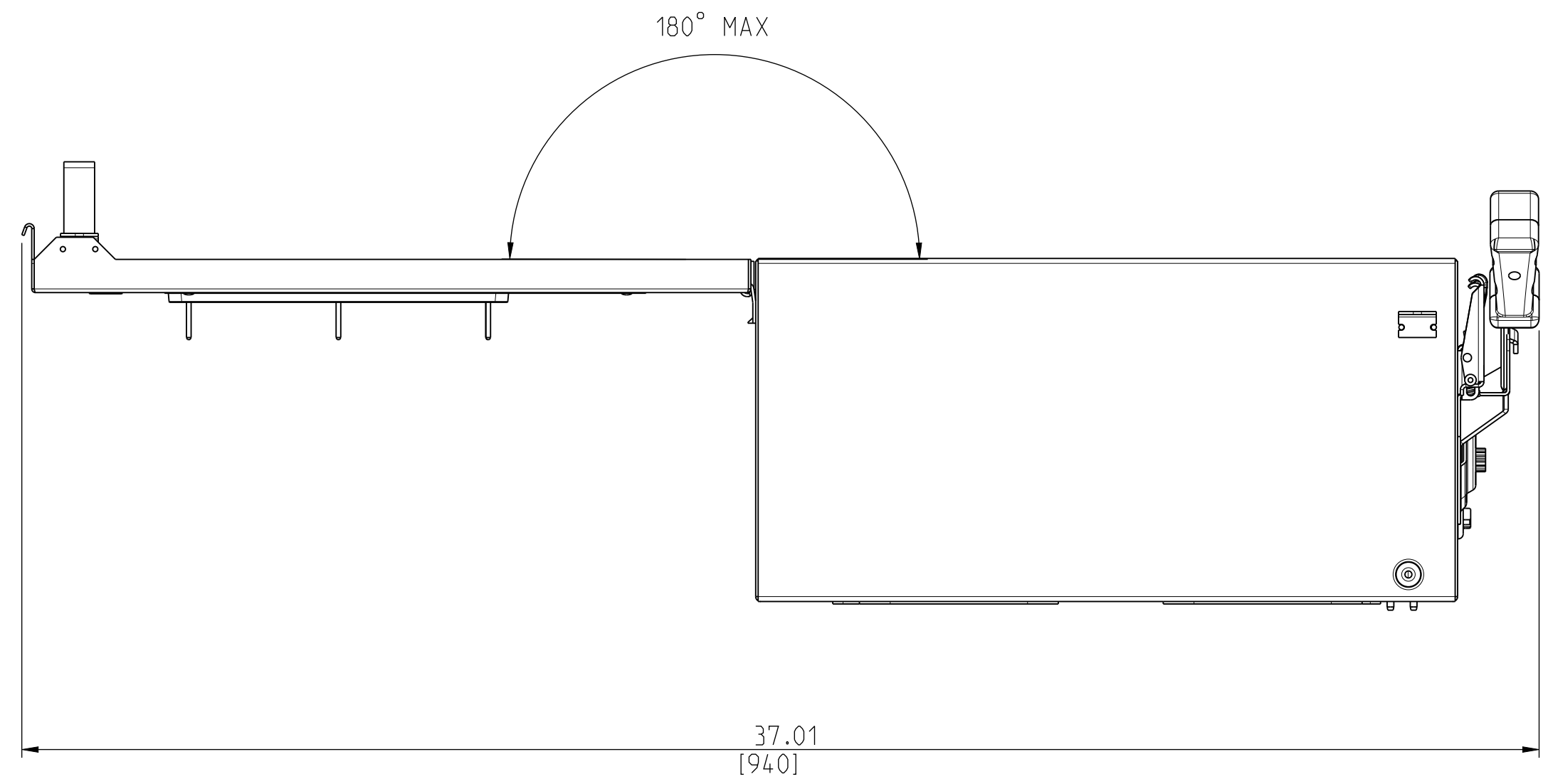


	Scale: NTS	Technical Specification:	Units of measure: in
	Document Description: APVHU364NDSGL_CUSTOMER-DRAWING		
Document Number: APVHU364NDSGL_CUSTOMER-DRAWING		Doc. Rev. 00	Sheet: 1/3
<small>The information is highly confidential and is the exclusive property of Schneider Electric. It is not to be disclosed or reproduced in any way without permission from the Schneider Electric Group. This drawing must not be used for any purpose other than that expressly permitted in writing by the Schneider Electric Group. This drawing must not be modified in any way without the express written consent of Schneider Electric.</small>			State: Provisional



3.02 [76.6] 1.88 [47.8] 3.65 [92.7] 1.88 [47.8] 12X Ø .50 [12.7] 12X Ø .32 [8.1]



	Scale: NTS	Technical Specification:	Units of measure: in
	Document Description: APVHU364NDSGL_CUSTOMER-DRAWING		
	Document Number: APVHU364NDSGL_CUSTOMER-DRAWING	Doc. Rev. 00	Sheet: 2/3
<small>The information is highly confidential and is the exclusive property of Schneider Electric. Copyright reserved. This drawing must not be used for any purpose other than that expressly permitted in writing by the issuer and may not be disclosed or reproduced in any way without permission from the issuer. A warning must be included in the header when the drawing has closed.</small>			State:

CATALOG NUMBER	VOLTAGE RATING	AMPERAGE RATING	AMPERAGE RATING
VHU364NDSGL	600VAC/VDC	200A	TYPE 4X

HORSEPOWER RATINGS			
VOLTS	Ø	STD	MAX
*240V~	1	--	15
**240V~	3	--	60
*480V~	1	--	50
**480V~	3	--	125
*600V~	1	--	50
**600V~	3	--	150
*250V ==	--	40	--
*600V ==	--	50	--

*USE ANY TWO SWITCHING POLES

**IF CORNER GROUNDED DELTA, USE OUTER SWITCHING POLES FOR UNGROUNDED CONDUCTORS

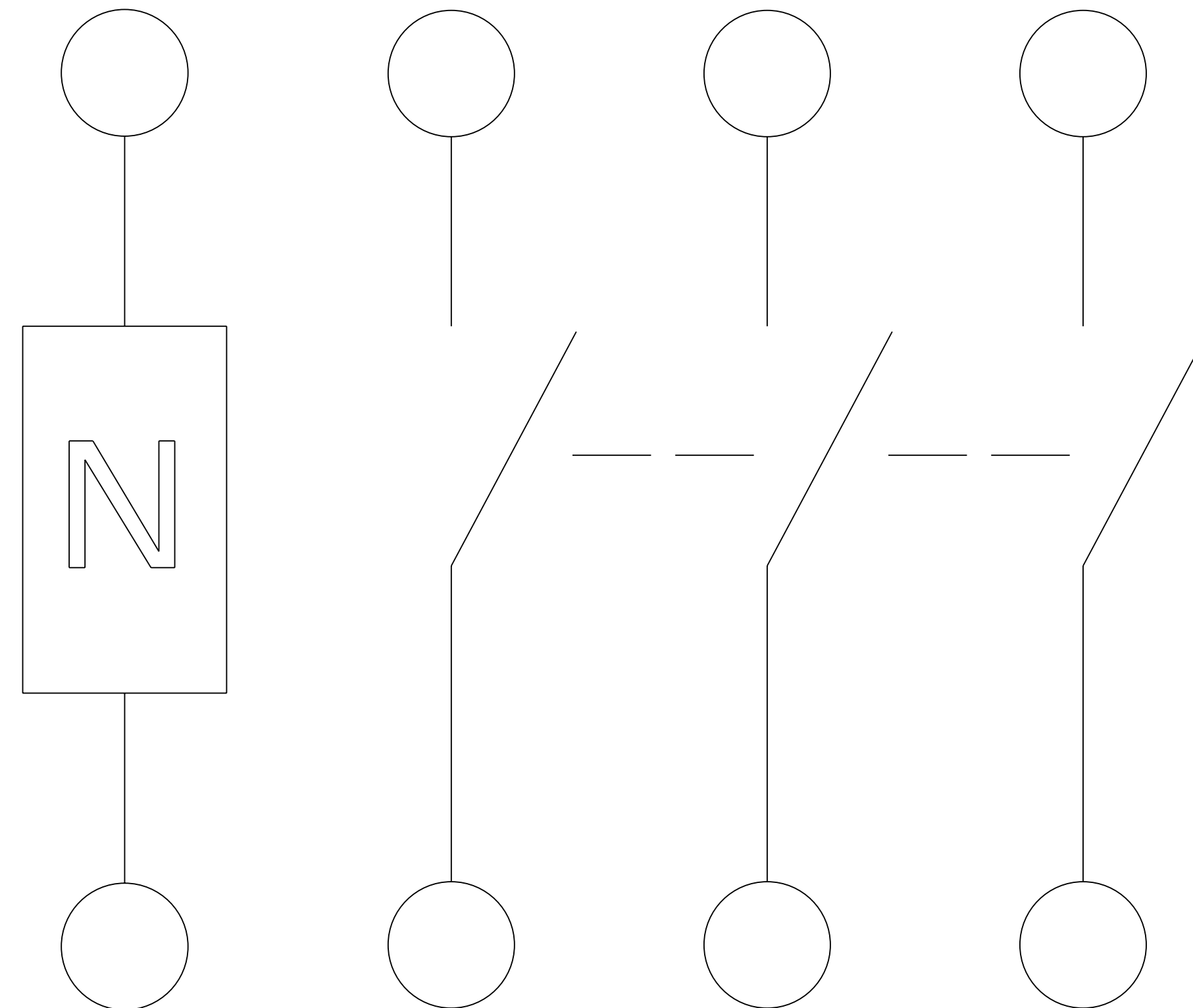
ACCESORIES		
KIT	VOLTAGE	PART NUMBER
ELECTRICAL INTERLOCK	600V & 240V	EIK1, EIK2
CLASS R FUSE KITS	600V & 240V	HRK1020
INTERNAL BARRIER	600V & 240V	SS20
SOLID NEUTRAL ASSEMBLY	600V & 240V	SN20A for Al SN20C for Cu FOR CANADA: CSN20A for Al CSN20C for Cu
EQUIPMENT GROUNDING KIT	600V & 240V	PKOGTA2 for Al PKOGTC2 for Cu
TOUCH UP PAINT	600V & 240V	PK49SP
LOCK OFF/ON	600V & 240V	LOGK2
COPPER LUGS	600V & 240V	CL20F
DOUBLE LUG	600V & 240V	AL20DTF
COMPRESSION LUGS	600V & 240V	VCELC030516H1 for Al VCELC030516H1 for Cu

Switch Rating (A)	Fuse or Circuit Breaker Type	240VAC	480VAC	600VAC	250VDC
With upstream Fuse Protection					
ALL	H, K	10 kA	10 kA	10 kA	Up to 10 kA
	R, T, J, L	200 kA	200 kA	200 kA	
With Upstream Circuit Breaker Protection					
ALL	Any Brand Circuit Breaker	10 kA	10 kA	10 kA	
200A	PowerPact HD	25 kA	18 kA	14 kA	Up to 10 kA
200A	PowerPact HG	65 kA	35 kA	18 kA	Up to 10 kA
200A	PowerPact HJ	65 kA	35 kA	25 kA	Up to 10 kA
200A	PowerPact HL	65 kA	35 kA	35 kA	Up to 10 kA
200A	PowerPact HR	65 kA	35 kA	35 kA	Up to 10 kA
200A	FA	14 kA	14 kA	14 kA	Up to 10 kA
200A	FH	18 kA	18 kA	18 kA	Up to 10 kA

Switch Rating (A)	Fuse or Circuit Breaker Type	240VAC	480VAC	600Y/347 VAC	250VDC
With Upstream Circuit Breaker Protection					
200A	PowerPact BD	25 kA	18 kA	14 kA	Up to 10kA
200A	PowerPact BG	65 kA	35 kA	18 kA	Up to 10kA
200A	PowerPact BJ & BK	65 kA	35 kA	25 kA	Up to 10kA

LINE SIDE

ACCEPTS: 6 AWG - 300 KCMIL (AL-CU)



LOAD SIDE

ACCEPTS: 6 AWG - 300 KCMIL (AL-CU)

NOTES:

FINISH - 304 STAINLESS STEEL

LUGS SUITABLE FOR 75°C AL-CU CONDUCTORS

SHORT CIRCUIT CURRENT RATINGS:

10,000 RMS SYMMETRICAL AMPERES WHEN USED IN CONJUNCTION WITH CLASS H OR K FUSES.
200,000 RMS SYMMETRICAL AMPERES WHEN USED IN CONJUNCTION WITH CLASS R, J OR T FUSES.
ON 600V SWITCHES, 100,000 AMPERES MAX ON CORNER GROUNDED DELTA WHEN PROTECTED BY CLASS J OR R FUSES, 200 AMPERE MAX.

cULus LISTED - FILE E2875

SEISMIC NOTES:

USE (4) 1/4" DIA GRADE 5 STEEL MOUNTING BOLTS AT SWITCH MOUNTING HOLES. MAX CONFIGURED WEIGHT 60 LB FOR THE PURPOSE OF DETERMINING SEISMIC ANCHORAGE REQUIREMENTS. FOR ALL OTHER APPLICATIONS, CONTACT SQUARE D COMPANY.

	Scale: NTS	Technical Specification:	Units of measure: in
	Document Description: APVHU364NDSGL_CUSTOMER-DRAWING		
Document Number: APVHU364NDSGL_CUSTOMER-DRAWING		Doc. Rev. 00	Sheet: 3/3