

Simplicity, ergonomics, — and versatility it's all in the box


Spacial SBM
Steel Industrial Boxes

[schneider-electric.com](https://www.schneider-electric.com)

Life Is On

Schneider
Electric

Don't settle for less. Demand more.



Exclusive extension box for flexible dimension settings

The Spacial SBM range

Spacial™ SBM is a comprehensive range of metallic boxes designed to provide outstanding value by being easier to choose, purchase, install, and use. Schneider Electric has leveraged decades of global expertise supplying rugged, quality enclosures, to produce a broad range that delivers exceptional reliability and flexibility, compared to competing offers.

Spacial SBM provides the attributes you have always thought first-class automation enclosures should have – great performance, so you can enjoy maximum peace of mind, combined with the end-to-end ease of use and efficiency you need to save time, reduce effort, and cut costs.



FL21 cable entry compliant

Engineered for your business

Ergonomic – extension box and accessories for easy component installation and adjustment

Universal – worldwide FL21 cable entry compliant for seamless and easy connections

Compatible – easy to use, simple to install thanks to compatibility with many existing boxes and their accessories

Extensive – the industry's largest combination of dimensions, with 42 varieties in the catalog

Durable – attractive and tough design for protection of your most sensitive electronics

Dependable – reliable delivery worldwide to get you up and running on schedule




42 sizes available

Designed to match your workflow

Everything you need

The Spacial SBM range is ideal for use in a diverse range of industrial machine and building functions. It offers the best performance in its class and is the result of forward-thinking design and meticulous manufacturing quality that you can count on.



Spacial SBM advantages

Protection

IP 66 or IP 55:
UL type 4, 4X across
the range

Selection

80mm and 120mm
depths available, with
or without pre-built
FL 21 cable entries

Strength

Rated up to IK 10

Ease of use

Install with just
a screwdriver

Modularity

Straightforward
range of widths,
heights and depths

When the going gets tough – Spacial SBM is there

The Spacial SBM range is ready to deliver the protection you need in the industry's most challenging applications.

- > 45 different boxes in plain versions, entry plate versions, and a BUS version with a transparent door and entry plates are available
- > 42 dimensions available resulting from 28 standard dimensions combined with exclusive extension boxes
- > Industrial boxes with pre-built FL21 cable entries
- > Steel enclosures, protected inside and outside with polyester paint in RAL 7035 grey
- > Polyurethane sealing gasket applied throughout the range
- > Multiple installation accessories

All in the box: anytime, anywhere




Outstanding convenience, availability, and support – all in one place

Spacial SBM are supported by Schneider Electric whose world-wide reach offers a wide variety of value-added benefits that include:

- All the quality, availability, and expertise you need from a single, trusted supplier
- World-wide availability from a local dealer near you
- Competitive pricing and financial terms
- Logistical and after sales support to minimise your challenges and maximise your profitability

One-stop solution

At Schneider Electric, we provide the full solution for your industrial boxes with all the required accessories, such as a mounting plate, or specially designed extension boxes.



Customization

For installations where you need more than a standard solution, trust Schneider Electric to build a flexible enclosure solution that fits your needs:

- For easy implementation that is specific to your industrial process
- To cut your production time and reduce logistics constraints
- To blend in with the aesthetics and ergonomics of your equipment
- For total confidence in the quality of your customized enclosure solution

Choose the leader

For decades, Schneider Electric has designed, engineered, and manufactured innovative electrical distribution solutions for customers around the world. Our acknowledged leadership in energy management and power protection has resulted in an unparalleled portfolio of high-quality products trusted for use in demanding applications.



Easy component installation and adjustment

Steel industrial boxes



	Spacial SBM Flat box	Spacial SBMC FL21 Entry box	Spacial SBMB Bus box
	Box with plain faces.	Equipped with two or more FL21 cable gland plates.	Equipped with FL 21 cable gland plates, a hinged cover with a transparent polycarbonate window and a DIN rail.
	<p>Box body Single-piece body (rectangular structure). Front design incorporating folded gutters. Flat rear. 2 (or 3*) drilled profiles for installing mounting plates and DIN rails, with fixing centers of 12.5 mm. 2 or more FL21 cable gland plates (1) for easy drilling and to guarantee the maximum access area, delivered with the enclosure.</p> <p>Box cover Equipped with 2, 3, 4 or 6 half-turn thread screws, according to the version (2) to ensure maximum watertightness. Bus boxes equipped with cover hinges for a comfortable 180° door opening. Polyurethane sealing gasket.</p> <p>Protection of personnel Earth connection mandatory for all boxes: Spacial SBM steel boxes are equipped with a M6 x 16 earth stud welded in the cover, to be linked with the body for equipotential connection. Earth braid to be ordered separately (Ø 6.4 mm terminal).</p>		
Material	Sheet steel		
Finish	Structured		
Color	RAL 7035 grey		
Ingress protection rating	IP66	IP55	
Mechanical protection rating	IK10		IK08
Standard	Compliance with enclosure standard IEC 62208 and the RoHS directive		
Certifications	<ul style="list-style-type: none"> UL, BV, DNV, LR, GL NEMA type 4, 4X according to UL 508A standard Fire class: M0 	<ul style="list-style-type: none"> UL, BV, DNV, LR, GL NEMA type 12, 12K according to UL 508A standard Fire class: M0 	
Installation	<p>Indoor installation Direct wall-mounting (4 x Ø 10 mm holes with sealing plugs to maintain the IP rating) or with the help of fixing lugs installed from the outside (to be ordered separately, see the specific accessory pages). Distance between fixing holes enables the installation of the box in the same locations as many existing enclosures. Marks on the rear of the box locate the fixing points of obsolete Schneider Electric models. Marks on the sides help with drilling the body to install hinges</p> <p>Outdoor installation Compliant with IEC 62208 regarding type tests specified in §9.12 (resistance to ultra-violet (UV) radiation) and §9.13 (resistance to corrosion). It is always advisable to place the box under shelter to avoid water stagnation on the upper part of the enclosure</p>		
Maximum load	Loading capacity on the body: 50 kg/m ²		
Other characteristics	<p>Vibration constraints Specific construction of the Spacial SBM - Single-piece body (rectangular structure). The rear is flat without added parts - this ensures compliance with certain vibration constraints. The tests were conducted according to the marine application by "Det Norske Veritas". Boxes labelled "DNV" have undergone these tests and obtained classification "A"</p>		

* 3 profiles for width 800 mm.

(1) Only on Entry boxes and Bus boxes.

(2) 2 for Bus box (3 screws for width greater than 400 mm), 4 for Flat and Entry boxes (6 screws for width greater than 400 mm).

Steel industrial boxes



Dimensions			Cover screws (1)	Flat box	FL21 entry box	Bus box
Height (mm)	Width (mm)	Depth (mm)	Qty	SBM	SBMC	SBMB
150	150	80	4	NSYSBM15158		
		120	4	NSYSBM15152		
	200	80	4	NSYSBM15208		
		120	4	NSYSBM15202		
	300	80	4	NSYSBM15308		
		120	4	NSYSBM15302	NSYSBMC15302	
	400	80	4	NSYSBM15408		
		120	4	NSYSBM15402	NSYSBMC15402	
200	200	80	4	NSYSBM20208		
		120	4	NSYSBM20202		
	300	80	4	NSYSBM20308		
		120	4	NSYSBM20302	NSYSBMC20302	NSYSBMB20302
	400	80	4	NSYSBM20408		
		120	4	NSYSBM20402	NSYSBMC20402	NSYSBMB20402
	500	80	6	NSYSBM20508		
		120	6	NSYSBM20502		
	600	80	6	NSYSBM20608		
		120	6	NSYSBM20602	NSYSBMC20602	NSYSBMB20602
	800	120	6	NSYSBM20802	NSYSBMC20802	NSYSBMB20802
	300	300	120	4	NSYSBM30302	NSYSBMC30302
400		120	4	NSYSBM30402	NSYSBMC30402	
500		120	6	NSYSBM30502		
600		120	6	NSYSBM30602	NSYSBMC30602	
800		120	6	NSYSBM30802	NSYSBMC30802	
400		400	120	4	NSYSBM40402	NSYSBMC40402
	500	120	6	NSYSBM40502		
	600	120	6	NSYSBM40602	NSYSBMC40602	
	800	120	6	NSYSBM40802	NSYSBMC40802	
Supply						
				1	1	1

(1) For Bus box, divide by 2.



	Extension box (2)	Mounting plate	DIN rail (3)	Post fastening	Coupling kit
		NSYMM11SB	NSYAMRD15357SB	NSYSFPSC15	NSYAEUBU148*
		NSYMM11SB	NSYAMRD15357SB	NSYSFPSC15	
		NSYMM12SB	NSYAMRD20357SB	NSYSFPSC20	
		NSYMM12SB	NSYAMRD20357SB	NSYSFPSC20	
		NSYMM13SB	NSYAMRD30357SB	NSYSFPSC30	
		NSYMM13SB	NSYAMRD30357SB	NSYSFPSC30	
		NSYMM14SB	NSYAMRD40357SB	NSYSFPSC40	
		NSYMM14SB	NSYAMRD40357SB	NSYSFPSC40	
	NSYAES228SB	NSYMM22SB	NSYAMRD20357SB	NSYSFPSC20	
	NSYAES228SB	NSYMM22SB	NSYAMRD20357SB	NSYSFPSC20	
	NSYAES238SB	NSYMM23SB	NSYAMRD30357SB	NSYSFPSC30	
	NSYAES238SB	NSYMM23SB	NSYAMRD30357SB	NSYSFPSC30	
	NSYAES248SB	NSYMM24SB	NSYAMRD40357SB	NSYSFPSC40	
	NSYAES248SB	NSYMM24SB	NSYAMRD40357SB	NSYSFPSC40	
	NSYAES258SB	NSYMM25SB	NSYAMRD50357SB	NSYSFPSC50	
	NSYAES258SB	NSYMM25SB	NSYAMRD50357SB	NSYSFPSC50	
	NSYAES268SB	NSYMM26SB	NSYAMRD60357SB	NSYSFPSC60	
	NSYAES268SB	NSYMM26SB	NSYAMRD60357SB	NSYSFPSC60	
		NSYMM28SB	NSYAMRD80357SB	NSYSFPSC80	
	NSYAES338SB	NSYMM33SB	NSYAMRD30357SB	NSYSFPSC30	
	NSYAES348SB	NSYMM34SB	NSYAMRD40357SB	NSYSFPSC40	
	NSYAES358SB	NSYMM35SB	NSYAMRD50357SB	NSYSFPSC50	
	NSYAES368SB	NSYMM36SB	NSYAMRD60357SB	NSYSFPSC60	
		NSYMM38SB	NSYAMRD80357SB	NSYSFPSC80	
		NSYMM44SB	NSYAMRD40357SB	NSYSFPSC40	
		NSYMM45SB	NSYAMRD50357SB	NSYSFPSC50	
		NSYMM46SB	NSYAMRD60357SB	NSYSFPSC60	
		NSYMM48SB	NSYAMRD80357SB	NSYSFPSC80	
	1	1	10	1	1

(2) Not compatible with Bus box.

(3) Standard equipped in Bus box.

* Same reference for all dimensions. Only compatible with FL21 entry box and Bus box.

** Same reference for all dimensions.

Life Is n

Schneider
 Electric



Discover how to quote, build and order your optimal steel industrial box solutions, including **Spacial SBM** and all required accessories, every time with Spacial.pro software.

Schneider Electric USA, Inc.

800 Federal Street
Andover, MA 01810
888 SQUARED (888 778 2733)

www.schneider-electric.com/us

May 2016
Document Number 9993BR1601

©2016 Schneider Electric, All Rights Reserved. Schneider Electric, Life is On Schneider Electric and Spacial are trademarks and the property of Schneider Electric SE, its subsidiaries and affiliated companies. All other trademarks are the property of their respective owners.

This document has been
printed on recycled paper

