



EcoStruxure™ Power

Energy Usage Performance eGuide



schneider-electric.us

Life Is On

Schneider
Electric



Contents

- > Digitization of Electrical Distribution
- > Challenges and Opportunities
- > EcoStruxure Power Application Overview
- > EcoStruxure Power Digital Architecture



EcoStruxure Power digitizes electrical distribution

EcoStruxure Power helps facility operations achieve greater operational and energy efficiency

In large buildings, critical facilities, and electro-intensive operations, gaining better insight into energy usage and opportunities to improve can have a significant impact on operational and energy efficiency.

Save money by reducing energy spend

EcoStruxure Power leverages digitization to gain a deep understanding on how energy is being consumed in processes and other operations with a comprehensive but simple toolset to allow for:

- Energy Usage Analysis & Benchmarking
- Cost Allocation
- Energy Performance Analysis & Verification
- Energy Efficiency Compliance

[Read the white paper](#)



Digitizing Electrical
Distribution

Challenges and
Opportunities

Application
Overview

Digital
Architecture



Challenges and Opportunities

Ecostructure
Power Monitoring Expert

DASHBOARDS

Green KPIs

This Year

1/1/2017 - 6/13/2017



155,443 tons

Equivalent metric tons of CO2 Emissions

Energy ...

This Year over Last Year

1/1/2016 - 6/13/2017



Weather

Elev 19 m 48.65 °N, 123.43 °W | Updated 32 min ago



20°C



Overcast

Feels Like 20°C

Wind from West

Tomorrow is forecast to be **WARMER** than today.

Today

High 28 | Low 15°C

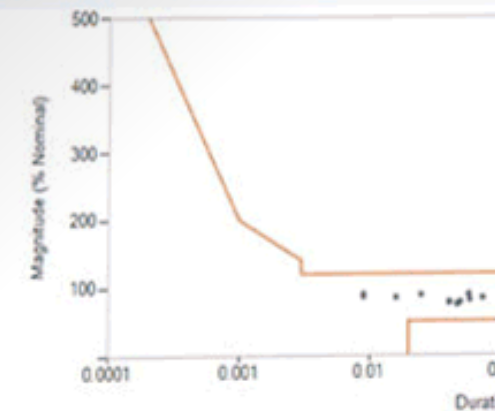
30% Chance of Precip.

Yesterday

High 37 | Low 16°C

Precip. 0 mm

Recent Power Quality Events



Digitizing Electrical
Distribution

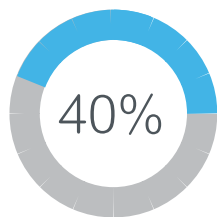
Challenges and
Opportunities

Application
Overview

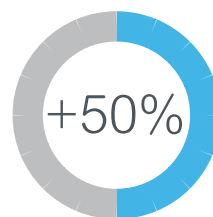
Digital
Architecture




The future: more energy demanding, more devices connecting



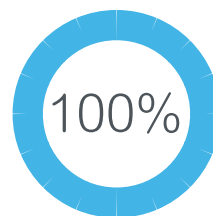
Amount of available energy consumed by buildings worldwide



Level of increase in global industry energy demand by 2050



Number of smart, connected devices by 2020



Expected uptime for buildings worldwide

Energy challenges facing companies today



We set this big target for sustainability, and now we are scrambling to figure out how to achieve it.

[Lack of clear plan to achieve energy performance goals



It's hard to manage something you can't see... we are basically guessing.

[Companies lack information to track and quantify savings



We're not an energy company.

[Energy management is not a core strength



It's difficult to keep up. There is so much to consider it's hard to know where to focus.

[Energy management continues to increase in complexity

Turning the challenges into opportunities

Save money by reducing energy spend

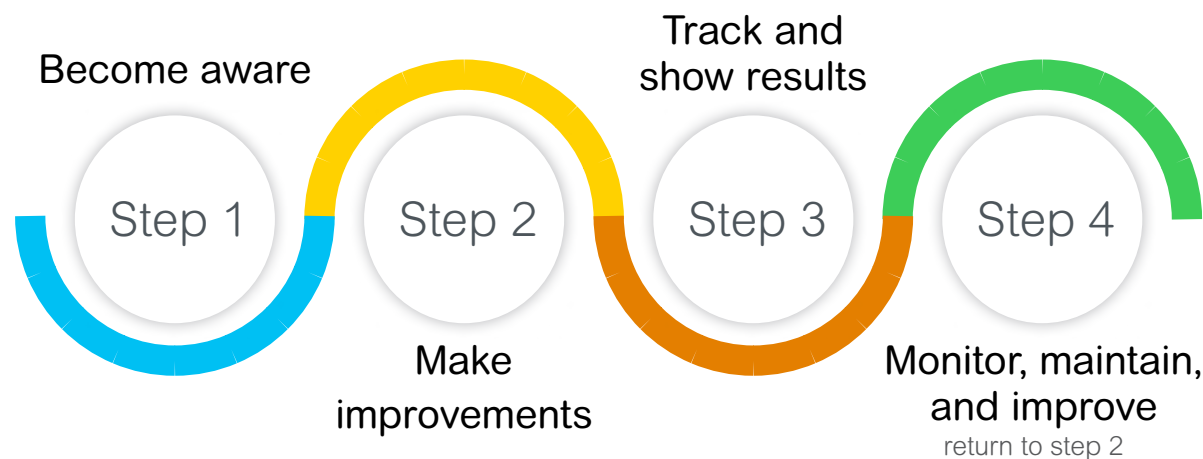
Many different tools and strategies are available to help with identifying energy savings opportunities.

The first step in energy reduction is to develop awareness: gaining a basic understanding of the challenge and beginning the journey of improving the energy efficiency in your facility.

Now you can begin to make improvements.

Once you've made the improvements, you can track your improved performance, verify those improvements have economic returns, and report savings.

Also, make sure to sustain your improved performance and associated savings; this step will even help you find new ways to improve.



IoT enabled applications for energy usage performance

Digitizing Electrical
Distribution

Challenges and
Opportunities

Application
Overview

Digital
Architecture



Energy usage analysis

How can you reduce energy spend?

“I want to analyze how much energy is consumed by the various load types and/or areas in my facility to determine where to focus my energy conservation initiatives.”

Energy usage analysis

Energy benchmarking

Cost allocation

Greenhouse gas reporting

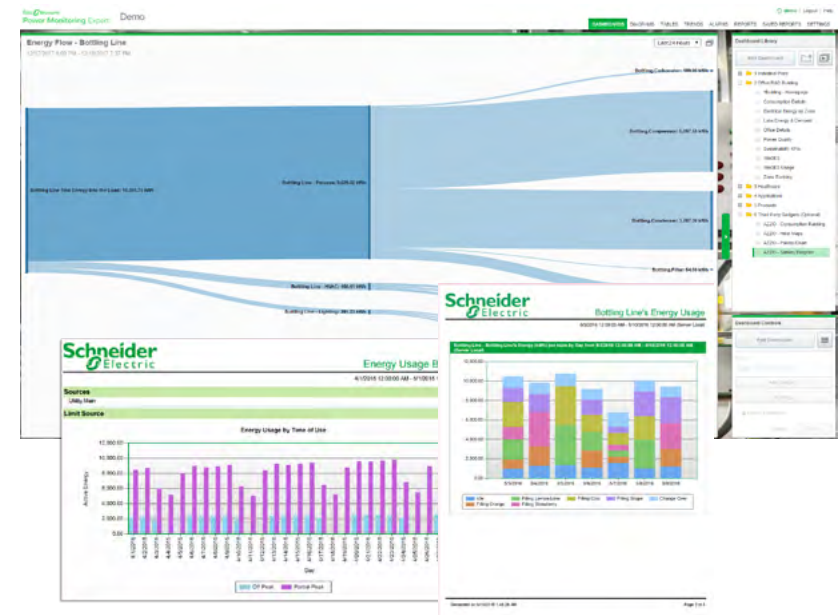
Energy efficiency compliance

Energy performance analysis

Energy performance verification

Gain context to where energy is consumed

- Determine how much energy is consumed by the various load types or areas to identify where to focus energy conservation initiatives
- Understand energy usage patterns and find energy waste
- Analyze what factors contribute most to energy usage
- Assess energy usage by process area or by product output
- Create energy usage models and compare actual consumption against expected



and 3rd party devices

Energy benchmarking

How can you reduce energy spend?

“I want to compare the efficiency of energy use across buildings, plants, and/or process lines.”

Energy usage analysis

Energy benchmarking

Cost allocation

Greenhouse gas reporting

Energy efficiency compliance

Energy performance analysis

Energy performance verification

Compare energy usage to find areas of over-consumption

- Benchmark energy usage with respect to other buildings / plants / process lines
- Multi-site visualization enables benchmarking across multiple sites from a centralized location
- Compare energy usage by normalizing consumption with respect to area / production volume or other drivers
- Gain understanding what makes an energy efficient facility use less energy than an inefficient facility



Energy cost allocation

How can you reduce energy spend?

I want to encourage energy efficient behaviour and support cost accounting by accurately allocating direct and indirect energy costs to departments / processes.

Energy usage analysis

Energy benchmarking

Cost allocation

Greenhouse gas reporting

Energy efficiency compliance

Energy performance analysis

Energy performance verification

Pinpoint best opportunity for energy conservation measures

- Measure energy costs using standalone metering (e.g. BCPM, iEM3000, PM5000, PM8000, ION9000) or embedded metering (e.g. Compact NSX, Masterpact MTZ, etc.)
- Measure and allocate energy costs by business unit, department, area, floor, or building through metered data reporting and business or process hierarchies in PME
- Before initiating an energy savings project, it is necessary to understand which load type, business unit, area, floor, or building provides the biggest savings opportunities
- Allocating energy cost to different departments or process areas often results in reduction as a result of a change in behaviour

	Number of Units	Unit Cost	Cost (\$)
Victoria_Keating_main_7650 Start: 1,064,331.50 kWh @ 9/1/2013 12:00 AM End: 1,243,235.25 kWh @ 10/1/2013 12:00 AM			
Energy Consumption - Off Peak Summer	107,158.00 kWh	\$0.04786	5,128.63
Energy Consumption - Partial Peak Summer	37,724.00 kWh	\$0.07026	2,650.49
Energy Consumption - Peak Summer	34,020.75 kWh	\$0.10855	3,692.95
kW Demand - Peak Summer Demand Peak Time @ 9/27/2013 3:30 PM	320.81 kW	\$4.56	1,482.89

Greenhouse gas reporting

How can you reduce energy spend?

Energy usage analysis

Energy benchmarking

Cost allocation

Greenhouse gas reporting

Energy efficiency compliance

Energy performance analysis

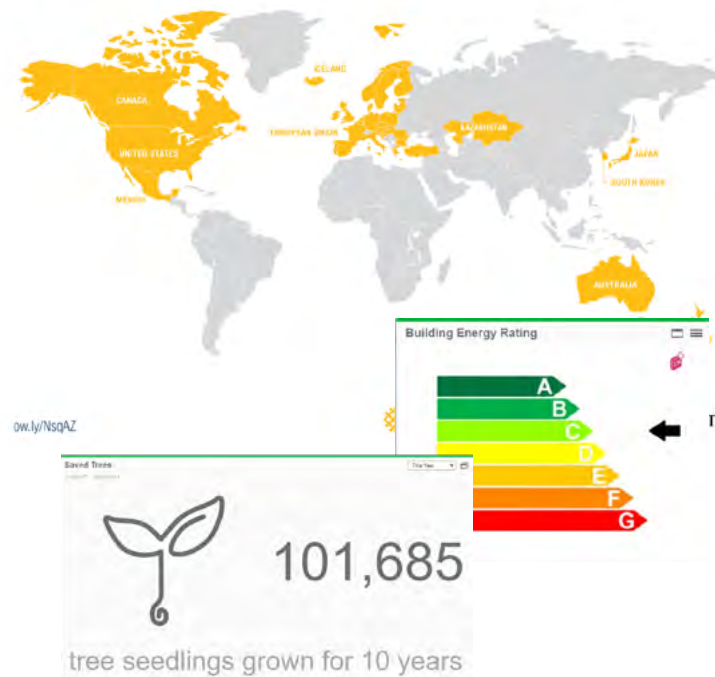
Energy performance verification

Outputs of energy visibility can help with reporting requirements

- Greenhouse Gas reporting based on:
 - Equivalent tons of CO² emissions
 - Saved Trees, km driven, etc.
- Period-over-period usage comparison
- Building Energy Rating
- Carbon emissions are reported and segmented by source, scope, and pollutant and can be indexed to various metrics you specify

I want to track and report carbon emissions for public disclosure/transparency, green image, regulatory compliance, or participation in carbon markets.

Mandatory Greenhouse Gas Reporting Programs



Energy efficiency compliance

How can you reduce energy spend?

Energy usage analysis

Energy benchmarking

Cost allocation

Greenhouse gas reporting

Energy efficiency compliance

Energy performance analysis

Energy performance verification

Maintain compliance to regulations and sustainability

- Energy Efficiency Certificates and Industry Benchmarking are:
 - Becoming requirements for many new buildings
 - Often resulting in tax credits
- It is difficult to participate in many new projects if we cannot meet the requirements of the respective standard
- There are many different standards such as ISO50001 that are becoming commonplace
- Following guidelines defined in global standards can contribute to a significant improvement in energy intensity (energy normalized by production or square footage)

“I want to benchmark my energy consumption with respect to a national or international energy efficiency certifications body and display our energy reduction success to the public.”



Energy Performance Verification

How can you reduce energy spend?

“I want to verify the energy savings from an energy retrofit or energy savings program.”

Energy usage analysis



Energy benchmarking



Cost allocation



Greenhouse gas reporting



Energy efficiency compliance



Energy performance analysis

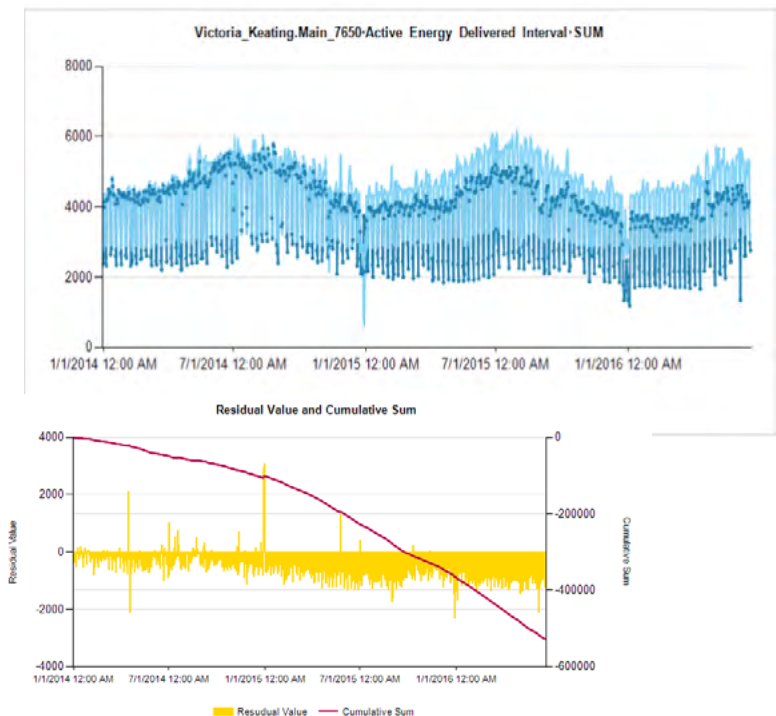


Energy performance verification



Ensure you are getting returns on your energy conservation efforts

- Verify energy savings resulting from an energy retrofit
- Important if performance contract is used to fund retrofit
- Similar to Energy Performance Analysis, it is essential to have a dynamic baseline to account for the variability of energy consumption in the context of environmental factors or production
- Typically, the model is generated using baseline data from before the retrofit
- The model is used to show the difference between the modelled data (pre-retrofit) and the actual data (post-retrofit)
- Weigh the results of energy conservation measures with targets or goals



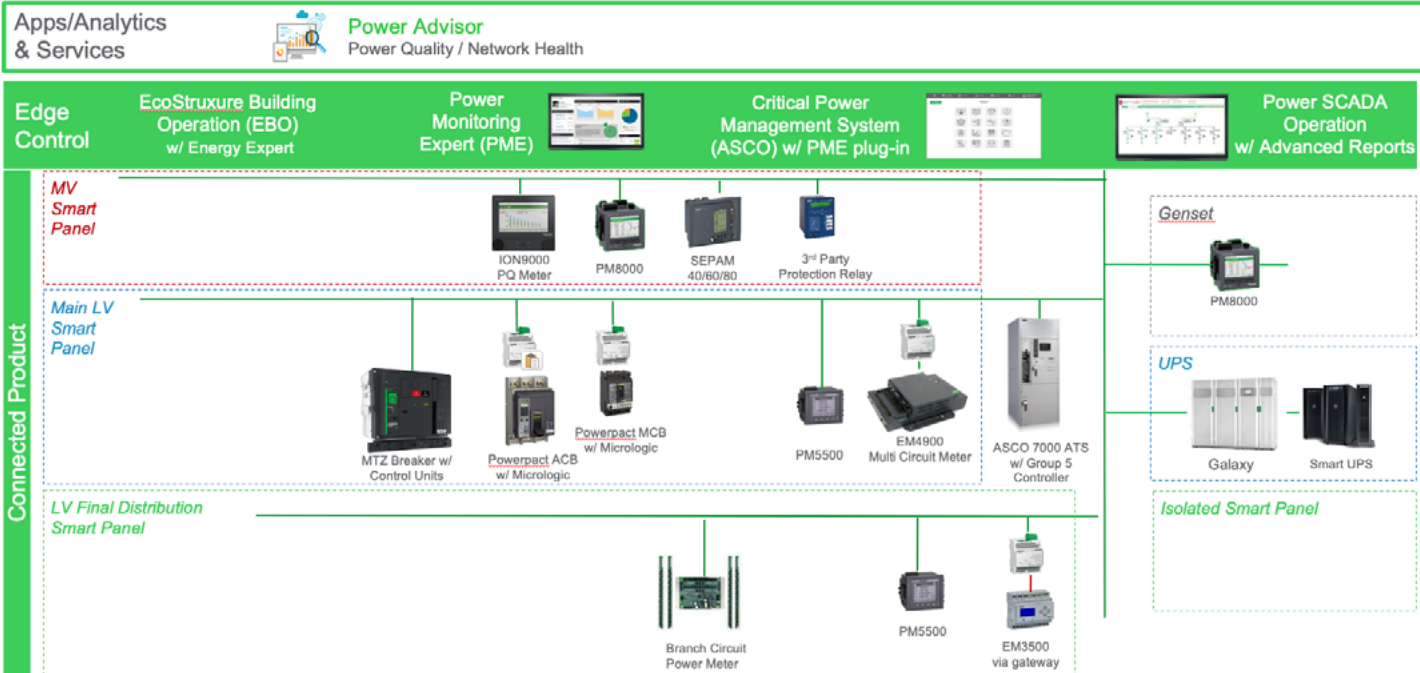
Architectures

Architecture 1

Energy usage performance

Energy performance infrastructure can be added over time; starting with strategic points and extending to sub-metering as more energy usage context is built, and as improvement initiatives are taken.

- Cost Allocation
- Energy Usage Analysis
- Energy Performance Analysis
- Energy Performance Verification
- Energy Benchmarking
- Energy Efficiency Compliance
- Greenhouse Gas Reporting



Learn more



White paper: Power Management for a Changing World.



Video: IoT EcoStruxure™ at Melbourne Cricket Ground Ensures



White paper: Mitigating Risk Using Power Management Systems



Contact us to start your journey.

schneider-electric.us

This document presents general, non-binding information regarding the potential value that digitized power distribution products and solutions can bring to the user. Due to varying user situations and goals, Schneider Electric does not warranty or guarantee that the same or similar results represented in this document can be achieved. Please refer to Schneider Electric product and solution catalogs for actual specifications and performance.

©2018 Schneider Electric. All Rights Reserved.
Schneider Electric | Life Is On, EcoStruxure, EcoXpert, AccuSine, MasterPact, and PowerLogic are trademarks and the property of Schneider Electric SE, its subsidiaries, and affiliated companies. All other trademarks are the property of their respective owners.
998-20406240_US_NEMA



Life Is On

