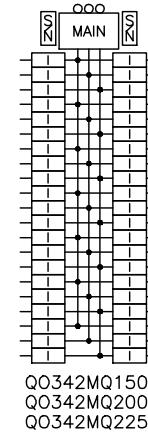
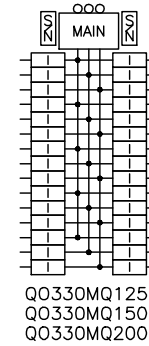
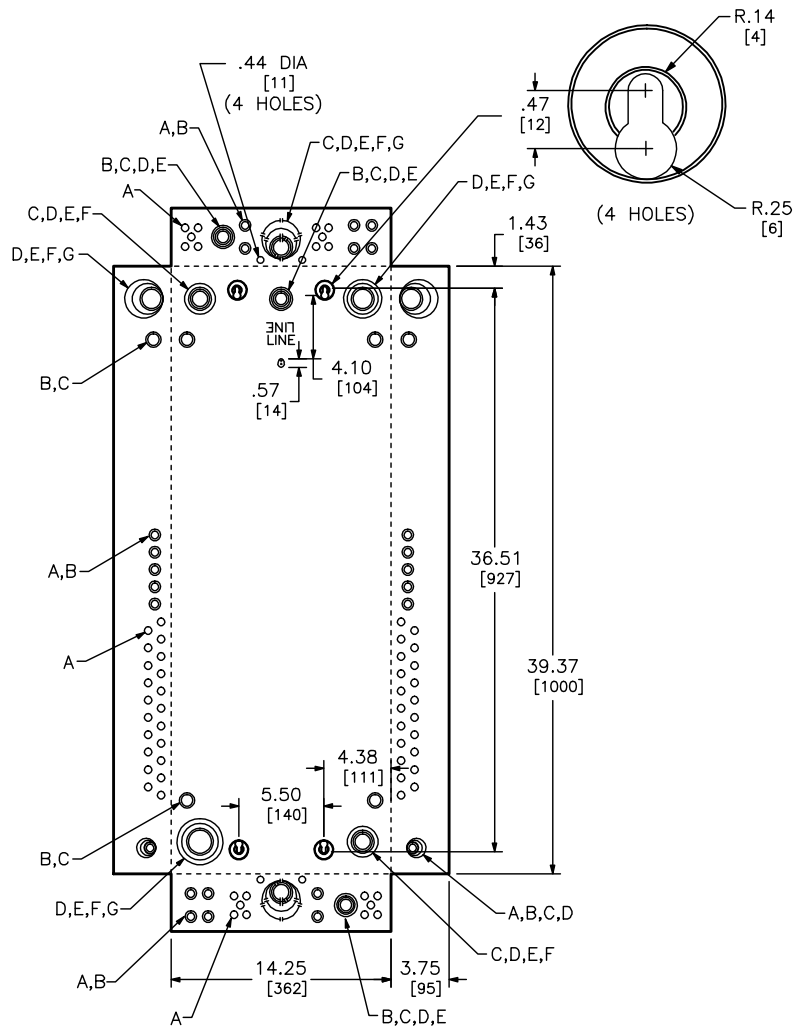


| KNOCKOUTS | | | | | | | |
|-----------|-----|-----|------|------|------|------|------|
| SYMBOL | A | B | C | D | E | F | G |
| IN | .50 | .75 | 1.00 | 1.25 | 1.50 | 2.00 | 2.50 |
| MM | 13 | 19 | 25 | 32 | 38 | 51 | 64 |



DUAL DIMENSIONS: INCHES
MILLIMETERS

| CATALOG NUMBER | MAXIMUM SYSTEM VOLTAGE | MAINS AMPERE RATING | SPACES | MAXIMUM NUMBER OF SINGLE POLE CIRCUITS | MAIN WIRE SIZE AWG AL/CU |
|--|---------------------------------------|---------------------|--------|--|--------------------------|
| QO330MQ125 QO330MQ150 QO330MQ200 | 208Y/120VAC 3Ø 4W 240/120VAC 3Ø 4W | 125 150 200 | 30 | 30 | # 4-250 |
| QO342MQ150 QO342MQ200 QO342MQ225 | 240VAC 3Ø 3W | 150 200 225 | 42 | 42 | # 4-250 |

NOTES:
FINISH - GRAY BAKED ENAMEL ELECTRODEPOSITED OVER CLEANED PHOSPATIZED STEEL.
UL LISTED - FILE E-6294
NEUTRALS - INSULATED GROUNDABLE.

QO LOAD CENTERS
GENERAL PURPOSE NEMA TYPE 1 ENCLOSURE
INDOOR



DWG# 3036
NO.