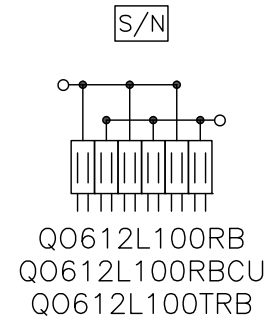
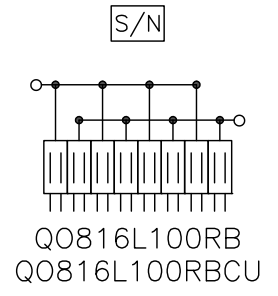
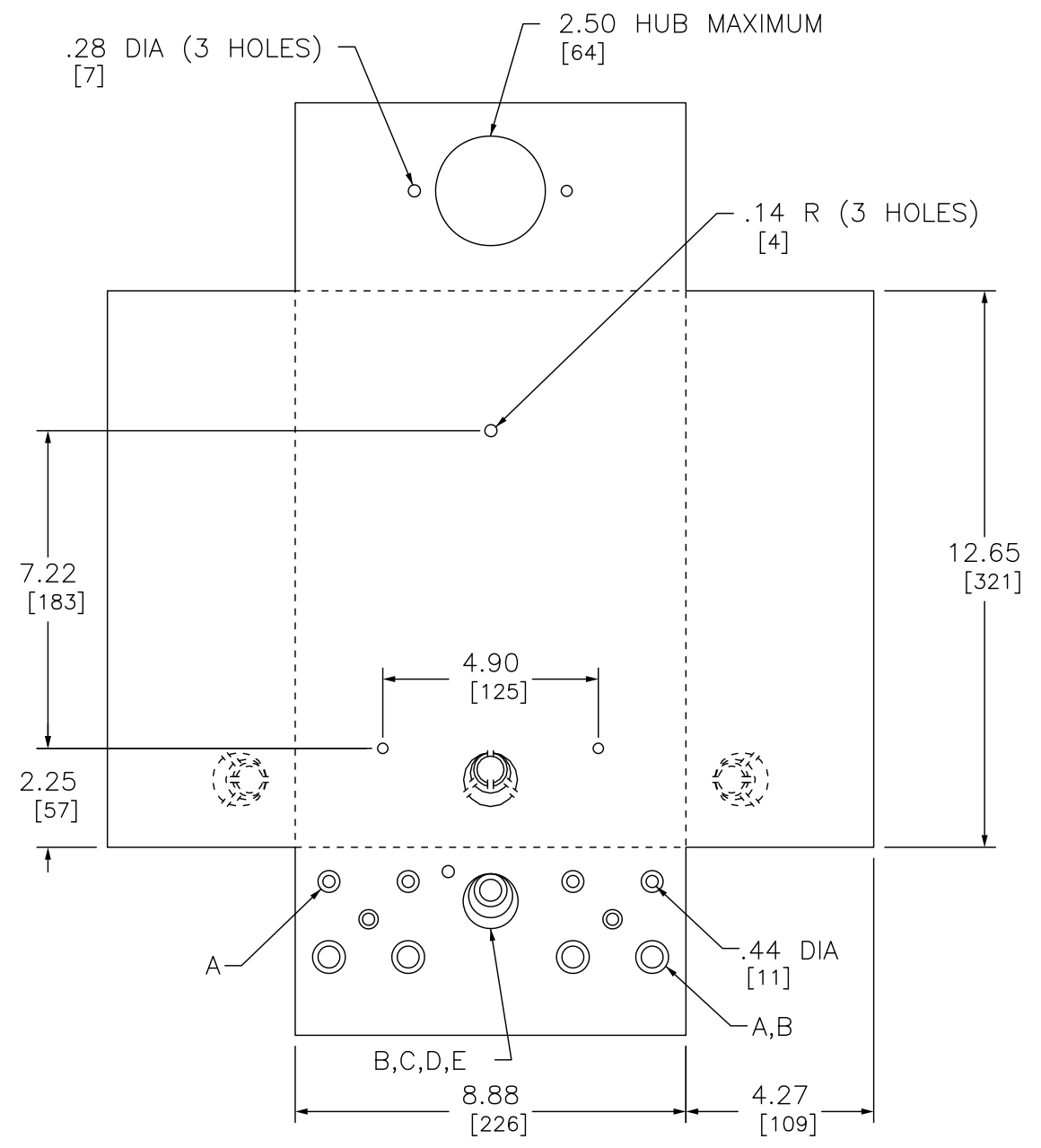


KNOCKOUTS					
SYMBOL	A	B	C	D	E
IN	.50	.75	1.00	1.25	1.50
MM	13	19	25	32	38



DUAL DIMENSIONS: INCHES
MILLIMETERS

CATALOG NUMBERS	MAXIMUM SYSTEM VOLTAGE	MAINS AMPERE RATING	SPACES	MAXIMUM NUMBER OF SINGLE POLE CIRCUITS	MAIN WIRE SIZE AWG/KCMIL AL/CU
QO612L100RB	120/240 VAC 1Ø 3W	100	6	12	#8-1
QO612L100RBCU					
QO612L100TRB			8	16	
QO816L100RB					
QO816L100RBCU					

NOTES:
FINISH - GRAY BAKED ENAMEL ELECTRODEPOSITED OVER CLEANED PHOSPHATIZED STEEL.
UL LISTED - FILE E-6294
NEUTRALS - INSULATED GROUNDABLE.

QO LOAD CENTER
RAINPROOF NEMA TYPE 3R ENCLOSURE
OUTDOOR



DWG# 3021
NO.