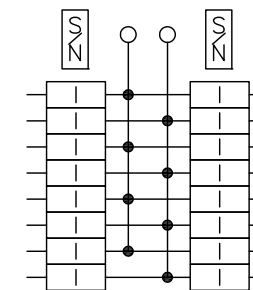
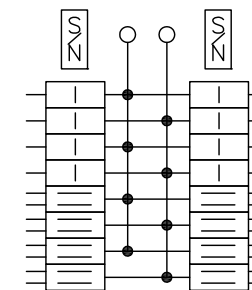


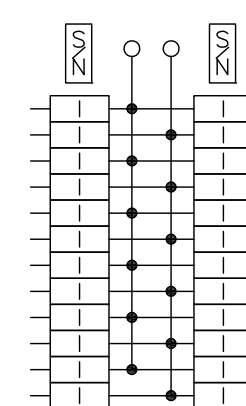
KNOCKOUTS							
SYMBOL	A	B	C	D	E	F	G
IN	.50	.75	1.00	1.25	1.50	2.00	2.50
MM	13	19	25	32	38	51	64



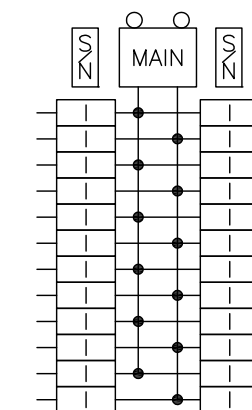
QO116L125G



QO11624L125G



QO124L125G



QO124M100
QO124M125

DUAL DIMENSIONS: INCHES
MILLIMETERS

CATALOG NUMBER	MAXIMUM SYSTEM VOLTAGE	MAINS AMPERE RATING 125	SPACES	MAXIMUM NUMBER OF SINGLE POLE CIRCUITS	MAIN WIRE SIZE AWG AL/CU
QO11624L125G	120/240VAC 1Ø 3W		16	24	#6-2/0
QO116L125G			16	16	
QO124L125G		125	24	24	#6-2/0
QO124M100		100			#6-2/0
QO124M125		125			#6-2/0

NOTES:
 FINISH - GRAY BAKED ENAMEL ELECTRODEPOSITED OVER CLEANED PHOSPATIZED STEEL.
 UL LISTED - FILE E-6294
 NEUTRALS - INSULATED GROUNDABLE.
 LOAD CENTERS WITH "G" IN CATALOG NUMBER INCLUDE A FIELD INSTALLABLE EQUIPMENT GROUND BAR KIT.

QO LOAD CENTERS
 GENERAL PURPOSE NEMA TYPE 1 ENCLOSURE
 INDOOR



DWG# 3012
 NO.