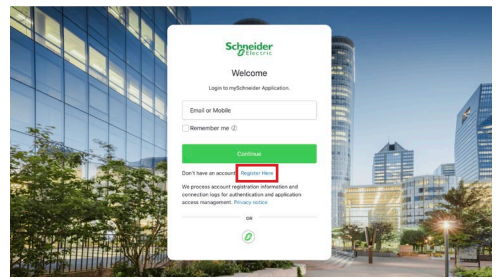




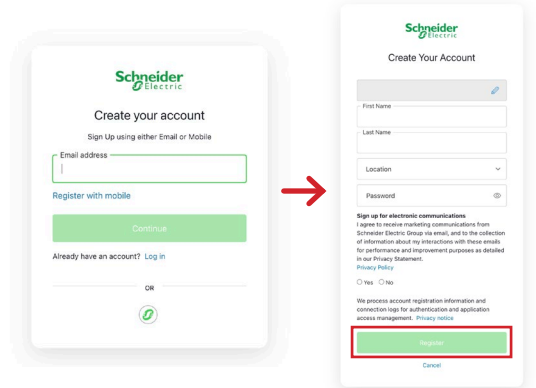
# mySchneider IT Partner Program

## Registration Guide

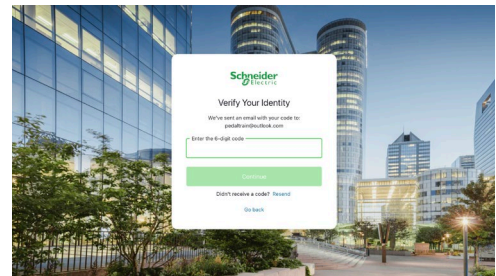
1 Go to [se.com/myschneider](https://se.com/myschneider) and register for the program by clicking 'Register Here'.



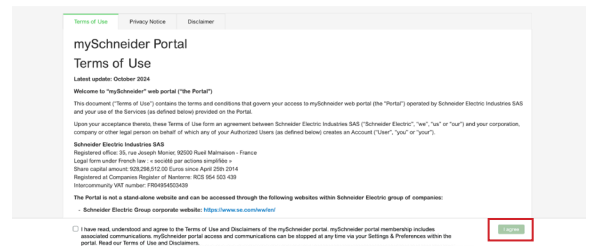
2 Enter your email address, full name, location and create a secure password. Select 'Yes' underneath the marketing communications section to stay up to date with our latest developments. Proceed with the authentication process. After the successful verification, click the 'Register' button to continue.



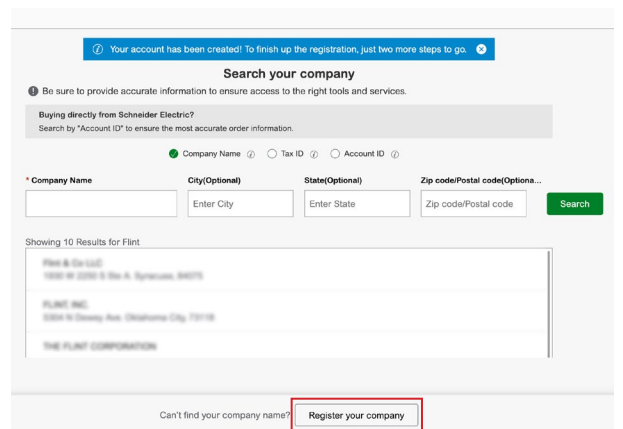
3 You will receive an email with a code to verify your account and complete your registration. Please note that the code is only active for 15 minutes. Enter the code that you have received into the blank areas. Entering the code will automatically transfer you to the next step.



4 Carefully read the mySchneider Portal 'Terms of Use'. After you have read and understood all the terms, select the box found next to the agreement, then press the 'I agree to Terms of Use' button to proceed.

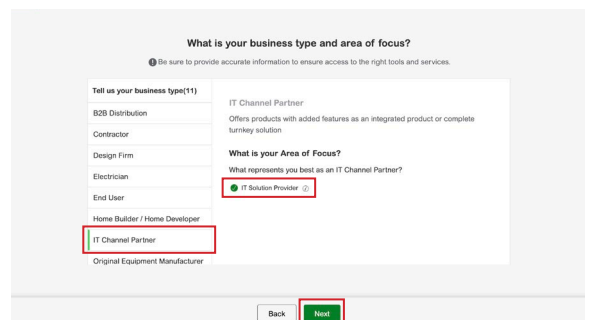


5 Enter the name of your company. Select the appropriate company and its location from the auto-generated list. If you cannot find one, create a new company account instead. Press the 'Register your company' button to carry on.

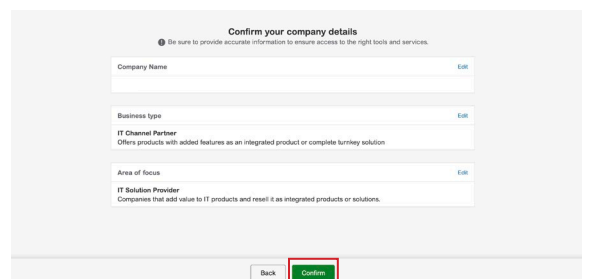


\*Steps 6-8 are relevant for newly created company accounts. If you have joined an existing company's account, you need to wait for the Primary Contact of your company to **approve your registration**. Once approved, your Program level will be adjusted to the one held by your company.

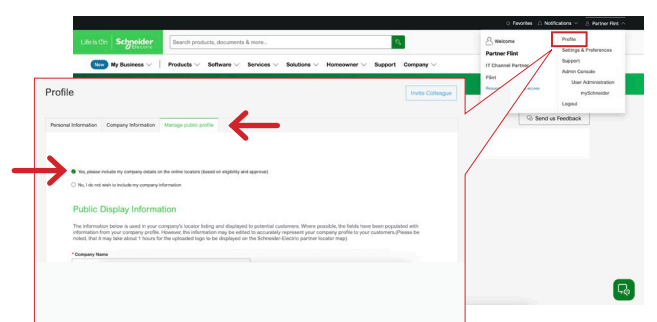
6 Choose 'IT Channel Partner' as your business type and 'IT Solution Provider' as the area of focus and press the 'Next' button to continue. Remember that during registration you can only select one company type.



7 Verify your company details and press the 'Confirm' button to finalize your account creation.



8 As the main company Primary Contact, go to the link 'View Profile' and fill in your company details in the 'Company Information'. Also let us know, if you would like your company (once certified) to be visible in our Partner Locator tool by ticking the box 'Yes' in the 'Manage Public Profile' tab.



Welcome to our Partner Program!