



# Smart Building Service Plans

State of the art service plans that maintain the balance between cost, risk and asset value.

Increase the performance, efficiency and reliability of your building with Smart Building Service Plans. Our best-in-class people, processes and technology ensure you meet the demand for high performance business and buildings.

Your business and buildings are dynamic and need to react to ever-changing real world requirements. Energy and safety regulations are underlining the need for smarter, faster building management systems at the same time that facility managers are forced to do more with less.

Tighter budgets, aging infrastructure and higher energy costs demand a different way of thinking about your building's operation and maintenance. Providing complete transparency, a proactive approach and responsive support, Smart Building Service Plans are our solution to your changing needs.

# Traditional approaches to maintenance are not enough.

Even the best service technician does not have the time or resources to identify and prioritize all building problems.

Historically, facility managers have had to choose between competing priorities to balance budget with building performance. Aging infrastructure and a loss of expertise can complicate the maintenance, management and long-term planning of your building.

Neglecting regular maintenance negatively impacts your building performance and business operations through increased system failure and repair costs. Traditional reactive maintenance approaches may save on upfront preventive costs, but they are more expensive over the long-term. While preventive maintenance can extend asset life, it does not take the operating environment into consideration leading to unexpected breakdowns and unnecessary maintenance costs.

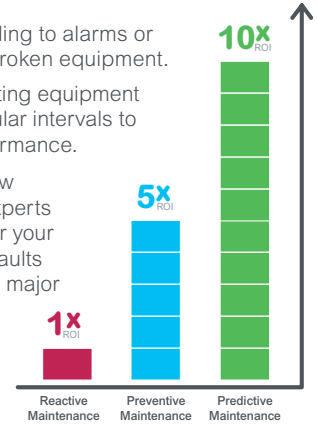
Schneider Electric™ Smart Building Service Plans take the guesswork out of your maintenance programs. With condition monitoring and fault detection, we ensure your building is at peak performance and efficiency so that you can focus on your business.

## Do you know the ROI of your building's approach to maintenance?

**Reactive** - Responding to alarms or calls about failing/broken equipment.

**Preventive** - Inspecting equipment and systems at regular intervals to ensure proper performance.

**Predictive** - Use new technologies and experts to constantly monitor your systems to identify faults before they become major issues.



Source: US Department of Energy - O&M Best Practices

# Meet the demand for high performance business and buildings.

Smart Building Service Plans are our solution to your changing needs.



Leveraging the newest technologies and years of industry experience, we offer an integrated approach to your building's maintenance. Advanced analytics through cutting-edge secure access continuously monitors all of your building data to deliver actionable information behind the scenes. Our best-in-class technology and processes are backed by certified service technicians and remote bureau analysts specialized in anticipating and addressing all of your building challenges.

Our Smart Building Service Plans deliver:

### Complete transparency

Access to online tools and regular reporting ensures you the right information at the right time for complete visibility.

### Proactive, flexible approach

Continuous condition monitoring and industry-leading expertise combine to provide adaptive maintenance with flexibility to adjust to changing needs.

### Responsive support

Connectivity and information enable faster response, quicker diagnoses and the best resolution times using analytics and historical trending.


# Smart Building Service Plans


Our Performance and Insight Plans optimize your building maintenance program in a cost-effective approach ensuring reliability, operational and energy efficiency.


## Smart Building Service Performance Plans

Maintaining the balance between reliability and operational efficiency.

Beyond onsite preventive actions, Performance Plans keep continuous watch over your systems to ensure optimal, efficient and reliable operating conditions. Using advanced sensing and analytic capabilities, we can detect anomalies in operating data to predict failure before it happens.

 **Performance Plus**  
24/7/365 coverage of your building operations to support your on-site personnel with expert analysis and state of the art diagnostics.

 **Performance Prime**  
Remote monitoring combined with on-site diagnostics and planned maintenance to ensure that equipment is always ready to perform.


 **Performance Ultra**  
A holistic approach that includes predictive maintenance to ensure there are no surprises when it comes to your building's performance.


	Plus	Prime	Ultra	
<b>Performance Plans</b>	Alarm Monitoring & Event Handling	✓	✓	✓
	Condition Monitoring	✓	✓	✓
	Software Based Diagnostics	✓	✓	✓
	On-site Diagnostics		✓	✓
	Preventive Maintenance		✓	✓
	Predictive Maintenance			✓


## Smart Building Service Insight Plans

Maintaining the balance between reliability and energy efficiency.

Be it comfort, energy costs or a fine balance between the two, Insight Plans exceed your expectations. Insight Plans leverage the existing Performance Plan infrastructure to minimize upfront costs and set you on the path to energy savings. Your building performance needs are prioritized and energy usage is managed near real-time utilizing adaptive algorithms to provide maximum savings without sacrificing comfort.

 **Insight Plus**  
Continuous monitoring and measurement of your energy usage, including analysis and identification of avoidable consumption.

 **Insight Prime**  
Prioritization of issues, verification and implementation of improvements with ROI analysis.

 **Insight Ultra**  
Deeper analysis through on-site expert analysis resulting in focused improvement, upgrade and replace recommendations.

	Plus	Prime	Ultra	
<b>Insight Plans</b>	Energy Dashboard	✓	✓	✓
	Energy Analysis Tool	✓	✓	✓
	Energy Consumption Report	✓	✓	✓
	Energy ROI Report		✓	✓
	Efficiency Improvement		✓	✓
	Expert Consulting			✓

### Support & Coverage

- Reporting, Training, Phone Support & Cloud Backup included in every Service Plan
- Onsite Operation/Log Book Maintenance/Block Hours available as an add-on to any Service Plan
- Repair & Parts Coverage available in the Performance Ultra Service Plan

# We help the best buildings in the world get that way.

Expertise across the world and across industries.

Schneider Electric is the global specialist in energy management and automation. We have over 175 years of industry experience, operations in over 100 countries, an expansive network of expert partners and 6,000 Field Service Engineers (FSE) globally. No matter where your business takes you, our connected technologies will be there to support you.

## Why Schneider Electric Smart Building Services?

- **Trusted advisor** – Single source for maintenance and energy efficiency service plans that allow for easy budgeting, resource and future planning
- **Reduced downtime** – Direct access to engineers and state of the art monitoring and diagnostics predict failure before it happens
- **Improved equipment life** – Maintenance solutions tailored to operating conditions prevent untimely equipment wear
- **Fast response times** – Timely, reliable response times for quicker resolutions avoid disruptions to site operations



## Contact Schneider Electric today to learn more about Smart Building Service Plans!

Our industry knowledge, advanced technology and service capabilities are unmatched. Let Schneider Electric help you get the most out of your buildings – today and tomorrow.



For more information, contact us at

[www.schneider-electric.com/b2b/en/services/field-services](http://www.schneider-electric.com/b2b/en/services/field-services)

### Schneider Electric Americas

Boston One Campus  
800 Federal Street  
Andover, MA 01810  
Tel.: +1 978 794 0800

### Schneider Electric UK

Europa House, Gemini Business Park  
310 Europa Boulevard, Warrington WA5 7XR  
Tel.: +44 (0) 1925 401041

### Schneider Electric Australia

Pacific Head Office  
78 Waterloo Road  
Macquarie Park, NSW, Sydney, 2113k  
310 Europa Boulevard, Warrington WA5 7XR  
Tel.: +61 1300 369 233