





This information is only to be used as guidance. The designer remains responsible for the design and possible consequences. In need of support, please contact local Schneider Electric office.


Alarm Equipment


 DBS1224B4W, Base Sounder 12/24 VDC B4 White FFS06711013


 WSO-PR-N33, Wall Mount Sounder Non-I FFS06711738


 WST-PC-N33, Wall mount Strobe VAD FFS06711748


 MBA-6, Fire Bell Outdoor FFS06431505


 BSO-PP-N33, Detector Base Sounder Non-Isolator FFS06711722


 B501AP, Mounting Base White FFS06710600


 WSS-PC-N33, Wall Mount Sounder Strobe VAD FFS06711746


 BBX-4, Mounting Box for Outdoor Bell FFS06431510


 BSS-PR-N33, Detector Base Sounder Strobe Non-Isolator FFS06711724

 WPW-E10, Waterproof Base IP65 AP200 Alarm Device FFS06711743


 B501AP, Mounting Base White FFS06710600

 CWST-RR-W5-E010, Conv. IP65 W and C Beacon FFS06425171


 MBF-6EV, Fire Bell Indoor FFS06431065

 CWSS-RR-W5-E010, Conv. IP65 W and C Sounder Beacon FFS06425173


Switch In


 EM210E, MODULE SINGLE INPUT FFS06717010


Switch Out


 EM201E, MODULE SINGLE OUTPUT FFS06717001

Manual Call Point


 MCP5A-RP02FG-01, MCP Addr Isolated with Glass FFS06423732EN


 SR1T-2G, Surface Mounting Box FFS06424310

 Plain MCP Hinged Cover PS200 FFS06424502


 WCP5A-RP02SF-E010-01, WCP Addr IP67 Call Point, ESMI FFS06423668E


EX Zone

 Optical Smoke Detector 22051EISE FFS06710248


 B501AP, Mounting Base White FFS06710600


 Single Channel Isol 225 Y72221 FFS06710247


 Interface Module 2251 E IST200 FFS06710246


 Surface Mount Box 500S SMB500 FFS06710246

Aspiration

 ASD531 1S with Sensor FFS06432669

 ASD532 1S with Smoke Level Indicator FFS06432670
SSD532 Smoke Sensor FFS06432673

 ASD535-3 1S AD Display FFS06432543

 ASD535-4 2S AD Display FFS06432544

 SSD535-3 Smoke Sensor High Sensitivity FFS06432547


 FBS 25 PC Filter Box Small FFS06432551

Detection without standard


 DNRE, Addressable Duct Detector Housing FFS06716421

 IR3 Flame Detector 40/40 FFS06433405


 Sampling Tube 30cm Duct DST1 FFS06716412


 Tilt Mount for 40/40 FL FFS06433410


 HEAT DETECTION CABLE

 EM210E, MODULE SINGLE INPUT FFS06717010

Advanced Multicriteria Detectors

 ESMI22051TLE, MULTI-CRITERIA DET 3 ELEM, WHITE FFS06710606

 ESMI2251CTLE-W, MULTI-CRITERIA DET 4 ELEM, WHITE FFS06710607

 B501AP, Mounting Base White FFS06710600

Fire GUI

- Fire Graphic
- Contamination monitoring
 - Status and control
 - Fire integration