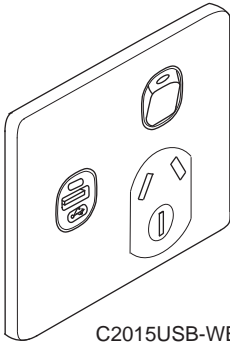


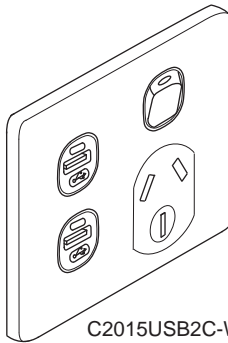
Socket Outlet, Switched Horizontal, 10A
with 1 or 2 USB Charging Modules

C2015USBxx-WE / 2015USBxx-WE Series

Quick Start Guide



C2015USB-WE



C2015USB2C-WE

Refer to the *USB Charging Module Installation Instructions* for additional information. The instructions can be found on the Internet at:

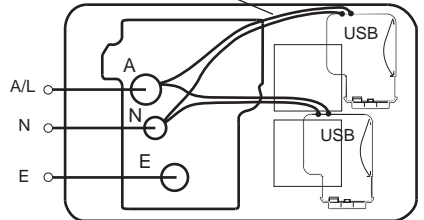
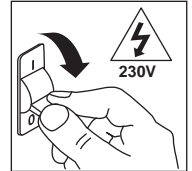
<http://www.clipsal.com>

<http://pdl.co.nz>

Wiring Schematic

C2015USB2C-WE
shown here

Black (Neutral)
Red (Active)



WARNING: Electrical Shock Hazard

The USB Charger must be connected to an easily accessible disconnect device, RCD or MCB. Failure to comply could result in serious personal injury.

✓ **Mounting Location**

Units should be mounted horizontally. The unit must be installed indoors. Do not expose the unit to liquids, dust, or extreme heat or cold. Allow clearance for easy connection of USB cables. The C2015USBxx-WE unit measures 116mm wide by 76mm high.

✓ **Wiring**

Ensure that wires are correctly terminated. Make certain that the earthing wire for the socket is properly connected. If you use a terminal block, be sure to wrap it with insulating tape.

Note: Grid plate configurations may differ from the illustration.

✓ **Installation**

Ensure that wires are correctly terminated and not pinched. Install the unit with the USB symbol at the bottom of the apertures.

Use the screws provide with the grid plate and then place the cover on the grid.

✓ **Apply the Megger Warning Label at the Switchboard**



Do Not Megger Test the line connected to the USB Charging Modules. To avoid damage, you must place the supplied Warning label at the switchboard and identify the circuit on the label.

This is a requirement. The warranty could be affected if the label is not properly attached.



Megger Warning Label

Must be installed by a suitably licenced and qualified electrician only. No user serviceable parts inside. Indoor use only. For charging only.



Warranty Statement

Schneider Electric (Australia) Pty Ltd, (Clipsal by Schneider Electric), warrants this product to be free from defects in materials and workmanship for a period of twenty (20) months from the date of installation or twenty-four (24) months from the date of purchase of this product, whichever is the earliest. The benefits conferred herein are in addition to any other rights and remedies you may have at law in respect to this product. Australian and New Zealand customers please see the notes below.

Australian Consumer Law specifies that our goods come with guarantees that cannot be excluded. You are entitled to a replacement or refund for a major failure and compensation for any other reasonably foreseeable loss or damage. You are also entitled to have the goods repaired or replaced if the goods fail to be of acceptable quality and the failure does not amount to a major failure.

New Zealand. This guarantee is in addition to and does not affect your rights under applicable law, except where that law expressly provides otherwise. The Consumer Guarantee Act 1993(NZ) will not apply if this product is purchased for the purpose of business.

This warranty is expressly subject to the Schneider Electric product being installed, wired, tested, operated and used in accordance with our instructions and specifications. Any alterations or modifications made to the product without our permission will void the warranty.

Schneider Electric will at its option repair, replace or refund any defective product. The cost of replacement or repair of a defective product is limited to the price of the product only. Schneider Electric will not be responsible for the cost of retrieving, removing, reinstalling, transporting (including return of the defective product to us) or re-testing a product.

How to make a claim: You shall provide Schneider Electric with adequate particulars of the defect within 28 days of the fault occurring. Contact your local Schneider Electric, PDL or Clipsal products' supplier and provide the details of the date of purchase, description of load or connections and the circumstances of the failure. Returned products must be securely packed and labeled for proper processing.

Technical and Sales Support

For assistance with technical problems, contact your nearest Schneider Electric sales representative.

Australia

Schneider Electric (Australia) Pty Ltd

Customer Care Australia: 1 300 202 525, Fax 1 300 202 556

Technical Support: 1 300 722 247 (Support Hotline for Australia)

Technical Support email: cis.support@clipsal.com.au

www.schneider-electric.com.au

clipsal.com

New Zealand

Schneider Electric (NZ) Ltd

38 Business Parade South, Highbrook, East Tamaki, Manukau 2013

P.O. Box 259370 Botany, Manukau 2163

Telephone +64 9-829 0490, Fax +64 9-829 0491

After hours service hotline: 0800 735 4357 (New Zealand only)

Customer Care: 0800 652 999

Email: sales@nz.schneider-electric.com

www.schneider-electric.com

www.pdl.co.nz

Schneider Electric (Australia) Pty Ltd

33-37 Port Wakefield Rd

Gepps Cross, South Australia 5094

Contact us: clipsal.com/feedback

Schneider Electric (Australia) Pty Ltd, also known as Clipsal by Schneider Electric, reserves the right to change specifications, modify designs and discontinue items without incurring obligation. Every effort is made to ensure that descriptions, specifications and other information in this document are correct. However, no warranty is given in respect thereof and the company shall not be liable for any error therein.

© 2014 by Schneider Electric. All rights reserved.

Clipsal is a registered trademark of Schneider Electric Industries SA or its affiliated companies.

Other trademarks are the property of their respective owners.