



Quick Selection Guide 2024

Universal Enclosures and Thermal Management

Sustainable, Reliable and Customizable Solutions for Electrical and Control Panels



se.com/enclosures

Life Is On

Schneider
Electric




















PanelSeT Enclosures - Standard Applications

Previously Spacial and Thalassa ranges












	Floor-standing	Wall-mounted	Box
Steel Indoor industrial environments	 <p>SFN - Decarbonized Steel Modular</p>  <p>SM - Monobloc</p>	 <p>S3D</p>  <p>CRN</p>	 <p>SDB - Junction Box</p>  <p>SBM - Industrial Box</p>
Stainless-Steel Hygiene & corrosion-resistance	 <p>SFX - Modular</p>  <p>SMX - Monobloc</p>	 <p>S3X - Wall-Mounted</p>	 <p>SBX - Box</p>
Insulating Material Outdoor infrastructure & industry	 <p>PLA - GRP (Glass-Reinforced Polyester)</p>	 <p>PLM - GRP</p>	 <p>PLS GRP</p>  <p>TBS Recycled ABS</p>  <p>TBP Polycarbonate</p>

PanelSeT Enclosures - Specific Applications


Previously Spacial and Thalassa ranges

	Floor-standing	Wall-mounted
Electrical Distribution	 <p>PrismaSeT HD & 6300 Power Distribution switchboards up to 6300 A</p>	 <p>S3DM - For Modular Switchgear</p>  <p>S3DB - For Terminal Blocks</p>
HMI	 <p>SFN PC - Suitable Control PC Rack</p>  <p>SD - Control Desk</p>	 <p>S3CM - Control Enclosure with Suspension System</p>
Network & Server 19" Racks	 <p>SFN IT - Procured in Kit</p>	 <p>Wall-mounted Racks</p>  <p>Actassi OPB & KDB For commercial building</p>
Severe Outdoors	 <p>SFN HD</p>  <p>PHD - GRP</p>	 <p>S3HD</p>  <p>PHD - GRP</p>
Seismic	 <p>SFN 6G/3G</p>	 <p>S3D 6G</p>
Explosive Atmosphere		 <p>S3DEX - ATEX Certified</p>
EMC Electro Magnetic Compatible	 <p>SFN HF</p>	 <p>SFN HF</p>
Motor Control Center	 <p>SFN MCC - Compartmentalized Enclosure</p>	
















ClimaSys - Thermal Management

Cooling	 Natural Airing	 Smart Ventilation System	 Forced Ventilation	 Air-to-Water Exchangers	 Air-to-Air Exchangers	 Cooling Units
Heating	 Heating Resistors	 Aluminum PTC Heater	 Ultra Thin Resistance Heater			
Controlling	 Smart Thermal Controllers		 Thermal Controllers			


ProClima Web
 Designing the suitable thermal solution for your control panels.
 Fully integrated into SEE Electrical from ETAP







Accessories & Spare parts

Installation Enclosures composition and installation	 Canopy and Roofs	 Panels - Side, Partition, Coupling	 Floor Accessories	 Fixing Accessories	 Lifting
Cable Management Outside and inside the enclosure	 Cable Entries		 Cable Holding		
Mounting For components assembly	 Assembly - Mounting Plates, Cross Rails, Uprights, Chassis...	 Electrical Distribution Modular Chassis Busbar...	 Door - Door Switch, Inner doors Hinge and Closing...	 Maintenance Paint, Lighting	
Spare Part	 Cable Gland Plate	 Doors - Doors + Accessories	 Fixing Devices	 Roof Accessories	


Online Product Selector
 Find accessories that suit your enclosure



PanelSeT Customization Services

Customization Services	 Machining Drilling, Milling, Deburring	 Painting Finishing	 Accessories Fitting	 Expert Support for Advanced Projects
-------------------------------	---	---	--	---

Custom Enclosure Configurator
 Online customization, price quote and delivery lead time



Make sustainable

IMPACT

with PanelSeT enclosures

New name, added value:
Spacial and Thalassa
are becoming **PanelSeT**

Unveiling a unified brand identity
for all Schneider Electric steel,
stainless steel and insulating
universal enclosures.

The PanelSeT name carries
our commitment to a more
sustainable future.




PanelSeT SFN

The first decarbonized-steel floor-standing enclosure

- **Reduced carbon footprint:** manufactured with 50% steel produced from recycled materials and renewable energy.
- **Increased robustness:** new patented frame and corner system design withstanding up to 1.5 tonnes of static load.
- **Unparalleled flexibility** in panel-building operations, stock and flow management Available in kit, assembled or customized.
- **Easy retrofit and improved** operational efficiency with new functionalities reducing time throughout the entire process.

Make the most of the benefits of PanelSeT SFN for your standard industrial applications as well as for more specific and demanding environments: electrical distribution, severe outdoors, network & server applications, seismic & nuclear...



Up to 34%
CO₂ savings vs the previous version

ClimaSys Connected Cooling Units

Designed to give industrial manufacturers peace of mind

- **Natively connected product** with easy communication for remote access to operating status and setting data.
- **Sustainable product design and packaging**, offering a suitable Energy Efficiency Ratio and weight-size combination in the market.
- **Customizable and easy-to-mount solution**, with small and light ranges to save space.
- **Efficient selection process** thanks to ProClima thermal configuration software, now fully integrated into SEE Electrical Expert.



EcoStruxure Ready

PanelSeT SFN and ClimaSys CU

> Watch the video



PanelSeT TBS Industrial Boxes

> Available from Sept.2024



Moving towards recycled materials

- **Reduced environmental impact:** now manufactured with 45% recycled content ABS.
- **No compromise on protection:** keeping the same mechanical characteristics, visual aspect and water/dust sealing to help protect your equipments.

Smart box design:

- 3 methods to fix the box to its support.
- Reinforced edges of the cover to help ensure its robustness and suitable support during customization operations.
- 38 options available including multiple dimensions with transparent, plain, low and high covers.
- IEC 62208 certified by TÜV.



Made from 45% recycled ABS

How to Define an Enclosure Solution ?

Invariables

Switchgear and Controlgear are the cornerstone of all electrical systems in every segment, from industry to infrastructure, building, energy, and transport.

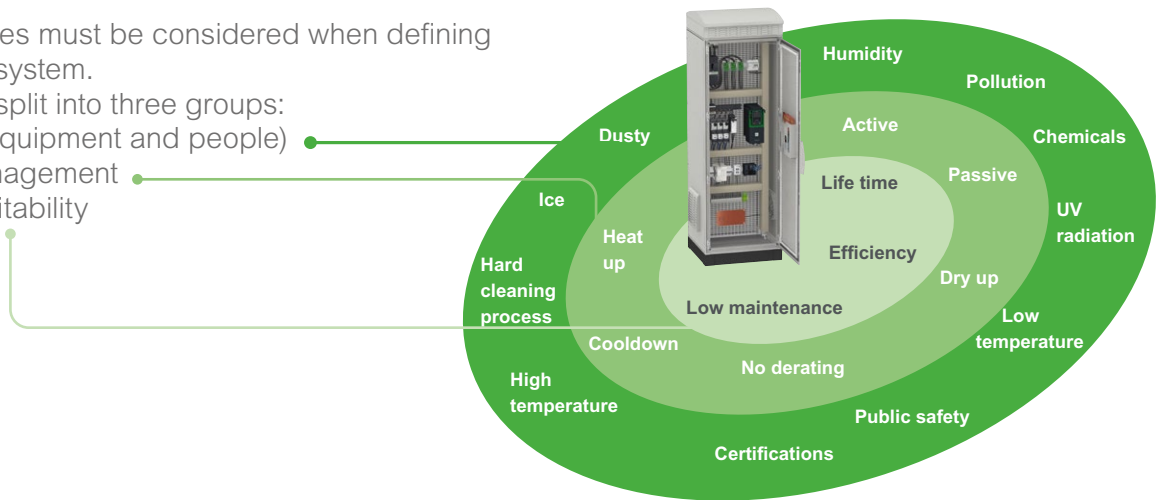
Selecting the correct enclosure and thermal management is crucial in helping guarantee the target performance. This also safeguards the equipment installed inside thereby helping ensure continuity of service.

Correctly Selecting an Enclosure and Thermal Solution

Many influences must be considered when defining an enclosure system.

They may be split into three groups:

- Protection (Equipment and people)
- Thermal management
- Solution profitability



Protection

Enclosures help protect the equipment installed inside against the external environment, and help protect people against accidental contact with the electrical equipment it contains.

- Protection against the environment
- This concept includes the following: Rain / Snow / Ice / Humidity / Pollution / Chemicals / UV Radiation / Low temperatures High temperatures / Cleaning process / Dust / Salt / Sand storms / Wind / Chemicals / Fauna / Flora / Vandalism / Burglary / ...
- Helping protect people from electrical accidents

This concept includes the following:

- Public areas / Non segregated private areas / Segregated private areas / Vandalism / Burglary

How to Define an Enclosure Solution ?

The Environment and the Enclosure

The table below is only indicative and not binding. It shows, in a general concept, the optimized performance of the universal enclosures ranges according to the environmental conditions, taking into account technical and commercial criteria:

- Highly recommended
- Recommended
- Not recommended

Environment	Enclosure material						
	Steel	Steel Heavy Duty	304L stainless steel	316L stainless steel	Stainless steel Paint	Polyester	Polyester Heavy Duty
Indoor clean environment ⁽¹⁾	■■■	■	■	■	■	■	■
Hard cleaning process ⁽²⁾	-	-	■■■	■■■	-	-	-
Outdoor (no public access)	-	■■■	■	■	■	■■■	■■■
Outdoor (public access)	-	■	■	■	■	■	■■■
Harsh chemicals	-	■	■■■	■■■	■■■	■■■	■■■
Solar radiation	-	■■■	-	■ ⁽⁴⁾	■ ⁽⁴⁾	■■■	■■■
Sand storm	-	-	■■■	■■■	-	■	■
Temperature > 40°C ⁽³⁾	■■■	■■■	■■■	■■■	■■■	■■■	■■■
Temperature < 5°C ⁽³⁾	■■■	■■■	■■■	■■■	■■■	■■■	■■■
Salty environment	-	-	-	■■■	■■■	■■■	■■■
Sea water splashes	-	-	-	■■■	■■■	■■■	■■■
Humidity > 70% ⁽³⁾	-	■■■	■■■	■■■	■■■	■■■	■■■
Impact	■■■	■■■	■■■	■■■	■■■	■■■	■■■
Vandalism	-	■■■	■	■	■	■	■■■
Burglary	-	■■■	■	■	■	■	■■■
Heavy pollution	•	■■■	■■■	■■■	■■■	■■■	■■■
Vibration (Marine application)	■■■	-	■■■	■■■	■■■	■■■	-
Seismic	■■■	-	-	-	-	-	-
Electro Magnetic Interference	■■■	-	-	-	-	-	-

(1) Not considering F&B process
 (2) e.g. F&B process
 (3) Always using ClimaSys solutions
 (4) Marine solar plants

Thermal Management

Thermal management system must help guarantee control of the temperature and humidity inside the enclosure.

The correct solution must be based on a robust process starting with the environment diagnostic, then calculating the parameters and defining the most suited architecture (Enclosures + Equipment installed + Thermal solution).

ClimaSys is the hardware solution following an audit performed with dataloggers and ProClima thermal calculation software.

Industry and Infrastructure Offer

A material for every environment


Steel

Robust solution for industrial environments

The industrial environment in mechanical plants is especially demanding as regards the protection of electric and electronic components against dust, oil splashes and impacts.

This environment therefore requires a range that is suited to the applications and easy to implement.

- **Universal range**, for industry
- **Functional enclosure**, for the electrical distribution
- **Motor Control Centres** - fixed MCC
- 19" racks for **Network and Server cabinets**
- **Heavy Duty range**, for outdoor applications in private locations
- **Seismic and nuclear enclosure**
- **E.M.C. range**, against electromagnetic disturbances
- **Range of ATEX enclosures**, for potentially explosive atmospheres
- **Human-machine interface enclosures range**
- **Customized solutions**, for specific applications.



Stainless-Steel

Hygiene and corrosion-resistance

Food and beverage, pharmaceutical, petrochemical and infrastructure industries are particularly demanding in terms of hygiene and resistance to corrosion.

With two grades of stainless steel:

- **304L stainless steel**: resistance to corrosion and cleanability (often used in food production environments).
- **316L stainless steel, also known as “marine stainless steel”**: very high resistance to corrosion (saline or chlorinated environments).




Insulating Polyester and Plastic Materials

Outdoor and harsh environment

Outdoor infrastructures and electrical installations are exposed to direct sunlight, rain, saline mist, extreme temperatures, oil splashes, chemical and corrosive agents, and are in contact with the public.

- **Universal range, for industry and infrastructures**
- **Heavy Duty range**, for harsh outdoor applications.



Industry and Infrastructure Offer

A material for every environment



PanelSeT - Steel

From small boxes to large suitable floor-standing enclosures, PanelSeT steel ranges offer a fit for indoor clean industry and extensive options and easy-to-use accessories to help saving time.



PrismaSeT for Industry

Panel building system for power distribution switchboard dedicated for harsh environments, distributing up to 4000 A (PrismaSeT HD) or up to 6300 A (PrismaSeT 6300).



Actassi

Wall-mounting enclosures for IT applications (voice, data and image), hosting switches and servers in 19-inch racks, for commercial buildings and micro data centers.



PanelSeT - Stainless-Steel

Our stainless-steel boxes, wall-mounting or floor-standing enclosures ranges represent the optimal solution where cleanliness is required, or for highly corrosive environments.



Thalassa and PanelSeT Plastic

Thalassa insulated enclosures, made from ABS, polycarbonate and glassfiber-reinforced polyester, are inherently lightweight, corrosion-proof, resistant to harsh conditions and suitable for outdoor use.

ClimaSys

Thermal Management



Maintaining the right temperature inside your enclosure is vital for maximising the lifetime of your installed devices.



Our ClimaSys range offers you the right solution: airing, connected cooling or heating, including control units for temperature, humidity and many other parameters.






Panel**SeT** Steel Enclosures

Industrial Boxes	p.12
Human-Machine Interface	p.13
Wall-Mounting Enclosures	p.14
Applications for Wall-Mounting Enclosures	p.16
Actassi Wall-Mounting Cabling Enclosures and Accessories	p.18
Floor-Standing Monobloc Enclosures	p.20
Floor-Standing Modular Enclosures	p.22

1 PanelSeT SDB - Derivation Boxes

				Metallic junction boxes IP55 - IK07 - RAL 7035		Plain mounting plate	
							
							
Low cover	External dimensions (mm)			Models without knock-outs		Models with knock-outs	
	H	W	D	References		References	
	85	85	49	NSYDBN88	NSYDB88M	-	-
	105	105	49	NSYDBN1010	NSYDB1010M	-	-
	155	105	61	NSYDBN1510	NSYDB1510M	NSYPMD1510	-
	206	156	83	NSYDBN2015	NSYDB2015M	NSYPMD2015	-
	256	206	93	NSYDBN2520	-	NSYPMD2520	-
307	257	116	NSYDBN3025	-	NSYPMD3025	-	

PanelSeT SBM - Industrial Boxes

				Steel industrial boxes RAL 7035		Mounting Plate		DIN Rail	
									
External dimensions (mm)			PanelSeT SBM - Flat box IP66 - IK10						
H	W	D	References			H	W	References	
150	150	80	NSYSBM15158	125	135	NSYMM11SB	NSYAMRD15357SB		
150	150	120	NSYSBM151512	125	135	NSYMM11SB	NSYAMRD15357SB		
150	200	80	NSYSBM15208	125	185	NSYMM12SB	NSYAMRD20357SB		
150	200	120	NSYSBM152012	125	185	NSYMM12SB	NSYAMRD20357SB		
150	300	80	NSYSBM15308	125	285	NSYMM13SB	NSYAMRD30357SB		
150	300	120	NSYSBM153012	125	285	NSYMM13SB	NSYAMRD30357SB		
150	400	80	NSYSBM15408	125	385	NSYMM14SB	NSYAMRD40357SB		
150	400	120	NSYSBM154012	125	385	NSYMM14SB	NSYAMRD40357SB		
200	200	80	NSYSBM20208	175	185	NSYMM22SB	NSYAMRD20357SB		
200	200	120	NSYSBM202012	175	185	NSYMM22SB	NSYAMRD20357SB		
200	300	80	NSYSBM20308	175	285	NSYMM23SB	NSYAMRD30357SB		
200	300	120	NSYSBM203012	175	285	NSYMM23SB	NSYAMRD30357SB		
200	400	80	NSYSBM20408	175	385	NSYMM24SB	NSYAMRD40357SB		
200	400	120	NSYSBM204012	175	385	NSYMM24SB	NSYAMRD40357SB		
200	500	80	NSYSBM20508	175	485	NSYMM25SB	NSYAMRD50357SB		
200	500	120	NSYSBM205012	175	485	NSYMM25SB	NSYAMRD50357SB		
200	600	80	NSYSBM20608	175	585	NSYMM26SB	NSYAMRD60357SB		
200	600	120	NSYSBM206012	175	585	NSYMM26SB	NSYAMRD60357SB		
200	800	120	NSYSBM208012	175	785	NSYMM28SB	NSYAMRD80357SB		
300	300	120	NSYSBM303012	275	285	NSYMM33SB	NSYAMRD30357SB		
300	400	120	NSYSBM304012	275	385	NSYMM34SB	NSYAMRD40357SB		
300	500	120	NSYSBM305012	275	485	NSYMM35SB	NSYAMRD50357SB		
300	600	120	NSYSBM306012	275	585	NSYMM36SB	NSYAMRD60357SB		
300	800	120	NSYSBM308012	275	785	NSYMM38SB	NSYAMRD80357SB		
400	400	120	NSYSBM404012	375	385	NSYMM44SB	NSYAMRD40357SB		
400	500	120	NSYSBM405012	375	485	NSYMM45SB	NSYAMRD50357SB		
400	600	120	NSYSBM406012	375	585	NSYMM46SB	NSYAMRD60357SB		
400	800	120	NSYSBM408012	375	785	NSYMM48SB	NSYAMRD80357SB		

(1) Not compatible with Bus box.

PanelSeT S3CM, SD, SFN PC Human-Machine Interface

Suspension system available in the catalogue



Consult the catalogue



PanelSeT S3CM - HMI Wall-Mounted Enclosure

PanelSeT S3CM Control enclosure IP54 - IK10 - RAL 7035	PanelSeT S3CM Box-keyboard IP54 - IK10 - RAL 7040	PanelSeT S3CM Support RAL 7035
---	--	--------------------------------



Dimensions (mm)			References	References		
H	W	D				
250	600	116	-	NSYCMT2560110	-	-
-	500	200	-	-	Keyboard	NSYCMBPT
300	300	200	NSYS3CM303020	-	-	-
300	400	200	NSYS3CM304020	-	-	-
400	400	200	NSYS3CM404020	-	-	-
400	600	250	NSYS3CM406025*	-	-	-
500	500	250	NSYS3CM505025	-	-	-
600	600	200	NSYS3CM606020*	-	-	-
600	800	300	NSYS3CM608030	-	-	-
800	600	300	NSYS3CM806030*	-	-	-

* Enclosure equipped with a cable-gland plate.

PanelSeT SD, SDF - Control Desks

PanelSeT SD Compact control desk IP55 - IK10 - RAL 7035 Sheet steel	PanelSeT SDF Control desk with console IP55 - IK10 - RAL 7035 Sheet steel
--	---



Control desk dimensions (mm)			With fixed rear panel				With removable rear panel				With rear door	
H	W	D	1 door		2 doors		1 door		2 doors		1 door	2 doors
			1000	600	469	NSYSD6	-	-	-	-	-	-
1000	600	500	-	-	-	-	-	-	-	-	-	
1000	800	469	NSYSD8	-	-	-	-	-	-	-	-	
1000	800	500	-	-	-	-	-	-	-	-	-	
1000	1000	469	-	NSYSD10	-	-	-	-	-	-	-	
1000	1200	469	-	NSYSD12	-	-	-	-	-	-	-	
1000	600	600	-	-	NSYSD6R	-	-	-	-	-	-	
1000	800	600	-	-	NSYSD8R	-	-	-	-	-	-	
1000	1000	500	-	-	-	-	-	-	-	-	-	
1000	1000	600	-	-	-	NSYSD10R	-	-	-	-	-	
1000	1200	500	-	-	-	-	-	-	-	-	-	
1000	1200	600	-	-	-	NSYSD12R	-	-	-	-	-	
1400	800	845	-	-	-	-	-	NSYSDF88	-	-	-	
1400	1000	845	-	-	-	-	-	-	NSYSDF108	-	-	
1400	1200	845	-	-	-	-	-	-	NSYSDF128	-	-	
1400	1600	845	-	-	-	-	-	-	NSYSDF168	-	-	
1400	800	1045	-	-	-	-	-	NSYSDF810	-	-	-	
1400	1000	1045	-	-	-	-	-	-	NSYSDF1010	-	-	
1400	1200	1045	-	-	-	-	-	-	NSYSDF1210	-	-	
1400	1600	1045	-	-	-	-	-	-	NSYSDF1610	-	-	

PanelSeT SFN for Human-Machine Interfaces

Structure			Rear	Sides	Front partial doors						Internal	

Dimensions (mm)			No. of compartments	Uprights	Frames + roof	Door	Panels	Top and bottom covers	Display (top glazed H600)	CPU (plain H200)	Keyboard (door + housing)	Bottom plain	Tray	Cable gland plate 1-entry
H	W	D												
1600	600	600	3	NSYSFNV16	NSYSFNC66	NSYSFND166	NSY2SPN166	NSYMFP2M6	NSYSFNPCPD600T	-	NSYSFNPCKM600	NSYSFNPCPD600	NSYFXT6060	NSYEC66
1600	600	800	3	NSYSFNV16	NSYSFNC68	NSYSFND166	NSY2SPN168	NSYMFP2M6	NSYSFNPCPD600T	-	NSYSFNPCKM600	NSYSFNPCPD600	NSYFXT8060⁽¹⁾	NSYEC68
1800	600	600	4	NSYSFNV18	NSYSFNC66	NSYSFND186	NSY2SPN186	NSYMFP2M6	NSYSFNPCPD600T	NSYMPD4M6	NSYSFNPCKM600	NSYSFNPCPD600	NSYFXT6060	NSYEC66
1800	600	800	4	NSYSFNV18	NSYSFNC68	NSYSFND186	NSY2SPN188	NSYMFP2M6	NSYSFNPCPD600T	NSYMPD4M6	NSYSFNPCKM600	NSYSFNPCPD600	NSYFXT8060⁽¹⁾	NSYEC68

(1) The tray must be installed turned 90 degrees. This positioning differs from the standard orientation, as it places the cables at the side instead of the back.

Steel Wall-Mounting Enclosures

1

PanelSeT S3D



PanelSeT S3D IP66⁽³⁾ - IK10⁽⁴⁾ - RAL 7035

Cable-entry accessories



Dimensions ⁽¹⁾			N° of doors	Weight (kg) ⁽²⁾	With mounting plate	Without mounting plate	Without mounting plate	Standard steel	Aluminium	Steel with cut-out for FL membrane ⁽⁵⁾	FlexiCable
H	W	D									
300	200	150	1	3.02	NSYS3D3215P	NSYS3D3215	-	NSYTLA	NSYTLAUHD	-	-
300	250	150	1	3.48	NSYS3D32515P	NSYS3D32515	NSYS3D32515T	NSYTLA	NSYTLAUHD	-	-
300	300	150	1	3.90	NSYS3D3315P	NSYS3D3315	NSYS3D3315T	NSYTLB	NSYTLBU	NSYTLBFL	-
300	300	200	1	4.50	NSYS3D3320P	NSYS3D3320	NSYS3D3320T	NSYTLB	NSYTLBU	NSYTLBFL	-
300	400	150	1	4.82	NSYS3D3415P	NSYS3D3415	NSYS3D3415T	NSYTLB	NSYTLBU	NSYTLBFL	-
300	400	200	1	5.60	NSYS3D3420P	NSYS3D3420	NSYS3D3420T	NSYTLB	NSYTLBU	NSYTLBFL	-
400	300	150	1	4.90	NSYS3D4315P	NSYS3D4315	NSYS3D4315T	NSYTLB	NSYTLBU	NSYTLBFL	-
400	300	200	1	5.00	NSYS3D4320P	NSYS3D4320	NSYS3D4320T	NSYTLB	NSYTLBU	NSYTLBFL	-
400	400	200	1	6.50	NSYS3D4420P	NSYS3D4420	NSYS3D4420T	NSYTLB	NSYTLBU	NSYTLBFL	-
400	600	200	1	10.50	NSYS3D4620P	NSYS3D4620	NSYS3D4620T	NSYTLF	NSYTLFU	NSYTLFFL	NSYTLFME
400	600	250	1	12.00	NSYS3D4625P	NSYS3D4625	NSYS3D4625T	NSYTLF	NSYTLFU	NSYTLFFL	NSYTLFME
500	300	200	1	7.50	NSYS3D5320P	NSYS3D5320	NSYS3D5320T	NSYTLB	NSYTLBU	NSYTLBFL	-
500	400	200	1	9.30	NSYS3D5420P	NSYS3D5420	NSYS3D5420T	NSYTLB	NSYTLBU	NSYTLBFL	-
500	400	250	1	10.20	NSYS3D5425P	NSYS3D5425	NSYS3D5425T	NSYTLB	NSYTLBU	NSYTLBFL	-
500	500	200	1	11.18	NSYS3D5520P	NSYS3D5520	NSYS3D5520T	NSYTLF	NSYTLFU	NSYTLFFL	NSYTLFME
500	500	250	1	12.06	NSYS3D5525P	NSYS3D5525	NSYS3D5525T	NSYTLF	NSYTLFU	NSYTLFFL	NSYTLFME
600	400	200	1	11.00	NSYS3D6420P	NSYS3D6420	NSYS3D6420T	NSYTLG	NSYTLGU	NSYTLG2FL ⁽⁶⁾	NSYTLGME
600	400	250	1	12.00	NSYS3D6425P	NSYS3D6425	NSYS3D6425T	NSYTLG	NSYTLGU	NSYTLG2FL ⁽⁶⁾	NSYTLGME
600	500	250	1	16.20	NSYS3D6525P	NSYS3D6525	NSYS3D6525T	NSYTLF	NSYTLFU	NSYTLFFL	NSYTLFME
600	600	200	1	14.00	NSYS3D6620P	NSYS3D6620	NSYS3D6620T	NSYTLF	NSYTLFU	NSYTLFFL	NSYTLFME
600	600	250	1	15.00	NSYS3D6625P	NSYS3D6625	NSYS3D6625T	NSYTLF	NSYTLFU	NSYTLFFL	NSYTLFME
600	600	300	1	17.00	NSYS3D6630P	NSYS3D6630	NSYS3D6630T	NSYTLG	NSYTLGU	NSYTLG2FL ⁽⁶⁾	NSYTLGME
600	600	400	1	19.00	NSYS3D6640P	NSYS3D6640	NSYS3D6640T	NSYTLG	NSYTLGU	NSYTLG2FL ⁽⁶⁾	NSYTLGME
600	800	300	1	25.50	NSYS3D6830P	NSYS3D6830	NSYS3D6830T	NSYTLF	NSYTLFU	NSYTLFFL	NSYTLFME
700	500	250	1	15.00	NSYS3D7525P	NSYS3D7525	NSYS3D7525T	NSYTLF	NSYTLFU	NSYTLFFL	NSYTLFME
800	600	200	1	21.00	NSYS3D8620P	NSYS3D8620	NSYS3D8620T	NSYTLF	NSYTLFU	NSYTLFFL	NSYTLFME
800	600	250	1	23.00	NSYS3D8625P	NSYS3D8625	NSYS3D8625T	NSYTLF	NSYTLFU	NSYTLFFL	NSYTLFME
800	600	300	1	25.00	NSYS3D8630P	NSYS3D8630	NSYS3D8630T	NSYTLG	NSYTLGU	NSYTLG2FL ⁽⁶⁾	NSYTLGME
800	600	400	1	29.00	NSYS3D8640P	NSYS3D8640	NSYS3D8640T	NSYTLG	NSYTLGU	NSYTLG2FL ⁽⁶⁾	NSYTLGME
800	800	250	1	30.00	NSYS3D8825P	NSYS3D8825	NSYS3D8825T	NSYTLF	NSYTLFU	NSYTLFFL	NSYTLFME
800	800	300	1	32.00	NSYS3D8830P	NSYS3D8830	NSYS3D8830T	NSYTLF	NSYTLFU	NSYTLFFL	NSYTLFME
800	1000	300	1	38.00	NSYS3D81030P	NSYS3D81030	-	NSYTLF	NSYTLFU	NSYTLFFL	NSYTLFME
800	1000	300	2	43.50	NSYS3D81030DP	NSYS3D81030D	-	NSYTLF	NSYTLFU	NSYTLFFL	NSYTLFME
800	1200	300	2	46.00	NSYS3D81230DP	NSYS3D81230D	-	NSYTLF	NSYTLFU	NSYTLFFL	NSYTLFME
1000	600	250	1	28.00	NSYS3D10625P	NSYS3D10625	NSYS3D10625T	NSYTLF	NSYTLFU	NSYTLFFL	NSYTLFME
1000	600	300	1	30.60	NSYS3D10630P	NSYS3D10630	NSYS3D10630T	NSYTLG	NSYTLGU	NSYTLG2FL ⁽⁶⁾	NSYTLGME
1000	600	400	1	33.00	NSYS3D10640P	NSYS3D10640	NSYS3D10640T	NSYTLG	NSYTLGU	NSYTLG2FL ⁽⁶⁾	NSYTLGME
1000	800	250	1	35.00	NSYS3D10825P	NSYS3D10825	NSYS3D10825T	NSYTLF	NSYTLFU	NSYTLFFL	NSYTLFME
1000	800	300	1	38.00	NSYS3D10830P	NSYS3D10830	NSYS3D10830T	NSYTLF	NSYTLFU	NSYTLFFL	NSYTLFME
1000	800	400	1	42.00	NSYS3D10840P	NSYS3D10840	NSYS3D10840T	NSYTLF	NSYTLFU	NSYTLFFL	NSYTLFME
1000	1000	300	1	46.00	NSYS3D101030P	NSYS3D101030	NSYS3D101030T	NSYTLF	NSYTLFU	NSYTLFFL	NSYTLFME
1000	1000	300	2	46.00	NSYS3D101030DP	NSYS3D101030D	NSYS3D101030DT	NSYTLF	NSYTLFU	NSYTLFFL	NSYTLFME
1000	1200	300	2	53.00	NSYS3D101230DP	NSYS3D101230D	-	NSYTLF	NSYTLFU	NSYTLFFL	NSYTLFME
1000	1200	400	2	60.00	NSYS3D101240DP	NSYS3D101240D	-	NSYTLF	NSYTLFU	NSYTLFFL	NSYTLFME
1200	600	300	1	37.00	NSYS3D12630P	NSYS3D12630	NSYS3D12630T	NSYTLG	NSYTLGU	NSYTLG2FL ⁽⁶⁾	NSYTLGME
1200	600	400	1	42.00	NSYS3D12640P	NSYS3D12640	NSYS3D12640T	NSYTLG	NSYTLGU	NSYTLG2FL ⁽⁶⁾	NSYTLGME
1200	800	300	1	45.00	NSYS3D12830P	NSYS3D12830	NSYS3D12830T	NSYTLF	NSYTLFU	NSYTLFFL	NSYTLFME
1200	800	400	1	49.00	NSYS3D12840P	NSYS3D12840	NSYS3D12840T	NSYTLF	NSYTLFU	NSYTLFFL	NSYTLFME
1200	1000	300	1	53.00	NSYS3D121030P	NSYS3D121030	NSYS3D121030T	NSYTLF	NSYTLFU	NSYTLFFL	NSYTLFME
1200	1000	300	2	54.00	NSYS3D121030DP	NSYS3D121030D	NSYS3D121030DT	NSYTLF	NSYTLFU	NSYTLFFL	NSYTLFME
1200	1000	400	2	61.00	NSYS3D121040DP	NSYS3D121040D	-	NSYTLF	NSYTLFU	NSYTLFFL	NSYTLFME
1200	1200	300	2	64.00	NSYS3D121230DP	NSYS3D121230D	-	NSYTLF	NSYTLFU	NSYTLFFL	NSYTLFME
1200	1200	400	2	90.00	NSYS3D121240DP	NSYS3D121240D	-	NSYTLF	NSYTLFU	NSYTLFFL	NSYTLFME
1400	1000	300	2	80.00	NSYS3D141030DP	NSYS3D141030D	-	NSYTLF	NSYTLFU	NSYTLFFL	NSYTLFME

(1) For other dimensions, see our application offer.
 (2) Enclosure without mounting plate.
 (3) Double door: IP55.

(4) Glazed door: IK08.
 (5) FL13 for entry type B. FL21 for all other entries.
 (6) Exists with 1 cut-out NSYTLGFL.

Steel Wall-Mounting Enclosures


Composition accessories



	Internal door ⁽⁷⁾	Step slides	Canopy	Fixing on post	Full width wall fixing lugs
	-	-	NSYTJ2015	-	NSYAEFPFS3DW20
	-	-	NSYTJ2515	-	-
	-	-	NSYTJ3015	NSYSFPSC30	NSYAEFPFS3DW30
	-	NSYSDCR200	NSYTJ3020	NSYSFPSC30	NSYAEFPFS3DW30
	-	-	NSYTJ4015	NSYSFPSC40	NSYAEFPFS3DW40
	-	NSYSDCR200	NSYTJ4020	NSYSFPSC40	NSYAEFPFS3DW40
	NSYPIN43	-	NSYTJ3015	NSYSFPSC30	NSYAEFPFS3DW30
	NSYPIN43	NSYSDCR200	NSYTJ3020	NSYSFPSC30	NSYAEFPFS3DW30
	-	NSYSDCR200	NSYTJ4020	NSYSFPSC40	NSYAEFPFS3DW40
	-	NSYSDCR200	NSYTJ6020	NSYSFPSC60	NSYAEFPFS3DW60
	-	NSYSDCR250	NSYTJ6025	NSYSFPSC60	NSYAEFPFS3DW60
	-	NSYSDCR200	NSYTJ3020	NSYSFPSC30	NSYAEFPFS3DW30
	NSYPIN54	NSYSDCR200	NSYTJ4020	NSYSFPSC40	NSYAEFPFS3DW40
	NSYPIN54	NSYSDCR250	NSYTJ4025	NSYSFPSC40	NSYAEFPFS3DW40
	-	NSYSDCR200	NSYTJ5020	NSYSFPSC50	NSYAEFPFS3DW50
	-	NSYSDCR250	NSYTJ5025	NSYSFPSC50	NSYAEFPFS3DW50
	NSYPIN64	NSYSDCR200	NSYTJ4020	NSYSFPSC40	NSYAEFPFS3DW40
	NSYPIN64	NSYSDCR250	NSYTJ4025	NSYSFPSC40	NSYAEFPFS3DW40
	-	NSYSDCR250	NSYTJ5025	NSYSFPSC50	NSYAEFPFS3DW50
	-	NSYSDCR200	NSYTJ6020	NSYSFPSC60	NSYAEFPFS3DW60
	-	NSYSDCR250	NSYTJ6025	NSYSFPSC60	NSYAEFPFS3DW60
	-	NSYSDCR300	NSYTJ6030	NSYSFPSC60	NSYAEFPFS3DW60
	-	NSYSDCR400	NSYTJ6040	NSYSFPSC60	NSYAEFPFS3DW60
	-	NSYSDCR300	NSYTJ8030	NSYSFPSC80	NSYAEFPFS3DW80
	NSYPIN75	NSYSDCR250	NSYTJ5025	NSYSFPSC50	NSYAEFPFS3DW50
	NSYPIN86	NSYSDCR200	NSYTJ6020	NSYSFPSC60	NSYAEFPFS3DW60
	NSYPIN86	NSYSDCR250	NSYTJ6025	NSYSFPSC60	NSYAEFPFS3DW60
	NSYPIN86	NSYSDCR300	NSYTJ6030	NSYSFPSC60	NSYAEFPFS3DW60
	NSYPIN86	NSYSDCR400	NSYTJ6040	NSYSFPSC60	NSYAEFPFS3DW60
	-	NSYSDCR250	NSYTJ8025	NSYSFPSC80	NSYAEFPFS3DW80
	-	NSYSDCR300	NSYTJ8030	NSYSFPSC80	NSYAEFPFS3DW80
	-	NSYSDCR300	NSYTJ10030	-	NSYAEFPFS3DW100
	-	NSYSDCR300	NSYTJ10030	-	NSYAEFPFS3DW100
	-	NSYSDCR300 ⁽⁸⁾	NSYTJ12030	-	NSYAEFPFS3DW120
	NSYPIN106	NSYSDCR250	NSYTJ6025	-	NSYAEFPFS3DW60
	NSYPIN106	NSYSDCR300	NSYTJ6030	-	NSYAEFPFS3DW60
	NSYPIN106	NSYSDCR400	NSYTJ6040	-	NSYAEFPFS3DW60
	NSYPIN108	NSYSDCR250	NSYTJ8025	-	NSYAEFPFS3DW80
	NSYPIN108	NSYSDCR300	NSYTJ8030	-	NSYAEFPFS3DW80
	NSYPIN108	NSYSDCR400	NSYTJ8040	-	NSYAEFPFS3DW80
	-	NSYSDCR300	NSYTJ10030	-	NSYAEFPFS3DW100
	-	NSYSDCR300	NSYTJ10030	-	NSYAEFPFS3DW100
	-	NSYSDCR300 ⁽⁸⁾	NSYTJ12030	-	NSYAEFPFS3DW120
	-	NSYSDCR400 ⁽⁸⁾	NSYTJ12040	-	NSYAEFPFS3DW120
	NSYPIN126	NSYSDCR300	NSYTJ6030	-	NSYAEFPFS3DW60
	NSYPIN126	NSYSDCR400	NSYTJ6040	-	NSYAEFPFS3DW60
	NSYPIN128	NSYSDCR300	NSYTJ8030	-	NSYAEFPFS3DW80
	NSYPIN128	NSYSDCR400	NSYTJ8040	-	NSYAEFPFS3DW80
	-	NSYSDCR300	NSYTJ10030	-	NSYAEFPFS3DW100
	-	NSYSDCR300	NSYTJ10030	-	NSYAEFPFS3DW100
	-	NSYSDCR400	NSYTJ10040	-	NSYAEFPFS3DW100
	-	NSYSDCR300 ⁽⁸⁾	NSYTJ12030	-	NSYAEFPFS3DW120
	-	NSYSDCR400 ⁽⁸⁾	NSYTJ12040	-	NSYAEFPFS3DW120
	-	NSYSDCR300	NSYTJ10030	-	NSYAEFPFS3DW100

(7) To adjust the depth of the internal door, please order the step slides.
 (8) For the double mounting plates, order also ref. NSYSRSDCR300 (D300) or NSYSRSDCR400 (D400).

Standard Lock



Description	Reference of form insert*
3 mm double bar	NSYAEDLB3S3D
CNOMO 6.5 mm triangular	NSYAEHLT6S3D
8 mm triangular	NSYAEHLT8S3D

* Delivered with 1 plastic key.

Standard Handles with Keys



Description	Reference
1242	NSYAE DL1242S3D
405	NSYAE DL405S3D
455	NSYAE DL455S3D
2433A	NSYAE DL2433S3D
3524E	NSYAE DL3524S3D
3131A	NSYAE DL3131AS3D
610	NSYAE DL610S3D

* Delivered with 2 keys.



Padlock

Description	Reference
Padlockable 405 ⁽¹⁾	NSYAE DL PADS3D

(1) Diameter 8 mm.



Wall-Fixing Lugs

Description	Reference
Passivated zinc-coated steel	NSYAEFPFSC
304L stainless steel	NSYAEFPFXSC

PanelSeT S3D for Specific Applications

Application Steel Wall-Mounting Enclosures

1

PanelSeT S3DB, S3DM - Electrical Distribution

Empty enclosure for electrical distribution RAL 7035



Dimensions			S3DB terminal blocks IP66 - IK10	S3DM modular enclosures with glazed door ⁽¹⁾ IP66 - IK08
H	W	D		
250	300	150	NSYS3DB25315	-
250	400	150	NSYS3DB25415	-
250	500	150	NSYS3DB25515	-
300	300	150	NSYS3DB3315	-
300	400	150	NSYS3DB3415	-
300	500	150	NSYS3DB3515	-
300	600	150	NSYS3DB3615	-
400	300	150	NSYS3DB4315	NSYS3DM4315T
400	800	150	NSYS3DB4815	-
500	400	150	NSYS3DB5415	NSYS3DM5415T
600	400	150	NSYS3DB6415	NSYS3DM6415T
600	600	150	-	NSYS3DM6615T
700	500	150	-	NSYS3DM7515T
800	600	150	-	NSYS3DM8615T
1000	600	150	-	NSYS3DM10615T
1000	800	150	-	NSYS3DM10815T

(1) Modular chassis to be ordered separately (NSYDLM***).

PanelSeT S3HD - Outdoors Environments

Outdoor Heavy Duty enclosures



Dimensions			S3HD IP66 - IK10 - RAL 7035	Heavy duty post-fixing device	Plain mounting plate
H	W	D			
343	200	180	NSYS3HD3215	-	NSYMM32
448	300	230	NSYS3HD4320	NSYSFPSC30HD	NSYMM43
548	400	230	NSYS3HD5420	NSYSFPSC40HD	NSYMM54
653	400	280	NSYS3HD6425	NSYSFPSC40HD	NSYMM64
658	600	330	NSYS3HD6630	NSYSFPSC60HD	NSYMM66
753	500	280	NSYS3HD7525	NSYSFPSC50HD	NSYMM75
858	600	330	NSYS3HD8630	NSYSFPSC60HD	NSYMM86*
862	800	430	NSYS3HD8840	NSYSFPSC80HD	NSYMM88
1062	600	430	NSYS3HD10640	NSYSFPSC60HD	NSYMM106
1062	800	430	NSYS3HD10840	NSYSFPSC80HD	NSYMM108*

* Plate with reversible dimensions; it can be installed in enclosures with inverted dimensions. Example: Plate ref. **NSYMM64** can be used for the following enclosures: H 600 x W 400 mm or H 400 x W 600 mm. For plain mounting plates: In wall-mounting enclosures with widths of 1000 and 1200 mm, it is possible to install 2 mounting plates at different depths using an additional central step slide **NSYSDRSDCR**.

PanelSeT S3D for Specific Applications Application Steel Wall-Mounting Enclosures

PanelSeT S3D IT - Network and Server Cabinets

S3D 19" enclosure IP66⁽²⁾ - IK10⁽³⁾ - RAL 7035



Dimensions			Glazed door	Plain door	Fixed rack ⁽⁴⁾	No. of U	Swing rack ⁽⁴⁾	No. of U
H	W	D						
300	600	380	-	-	-	-	-	-
300	600	400	-	-	-	-	-	-
300	600	480	-	-	-	-	-	-
400	600	200	NSYS3D4620T	NSYS3D4620	NSYVDM8UF	8	NSYVDM7UP	7
400	600	250	NSYS3D4625T	NSYS3D4625	NSYVDM8UF	8	NSYVDM7UP	7
400	600	380	-	-	-	-	-	-
400	600	400	-	-	-	-	-	-
400	600	480	-	-	-	-	-	-
500	600	380	-	-	-	-	-	-
500	600	400	-	-	-	-	-	-
500	600	480	-	-	-	-	-	-
600	600	200	NSYS3D6620T	NSYS3D6620	NSYVDM12UF	12	NSYVDM11UP	11
600	600	250	NSYS3D6625T	NSYS3D6625	NSYVDM12UF	12	NSYVDM11UP	11
600	600	300	NSYS3D6630T	NSYS3D6630	NSYVDM12UF	12	NSYVDM11UP	11
600	600	400	NSYS3D6640T	NSYS3D6640	NSYVDM12UF	12	NSYVDM11UP	11
700	600	380	-	-	-	-	-	-
700	600	400	-	-	-	-	-	-
700	600	480	-	-	-	-	-	-
800	800	200	NSYS3D8620T	NSYS3D8620	NSYVDM17UF	17	NSYVDM16UP	16
800	800	250	NSYS3D8625T	NSYS3D8625	NSYVDM17UF	17	NSYVDM16UP	16
800	600	300	NSYS3D8630T	NSYS3D8630	NSYVDM17UF	17	NSYVDM16UP	16
800	600	380	-	-	-	-	-	-
800	600	400	NSYS3D8640T	NSYS3D8640	NSYVDM17UF	17	NSYVDM16UP	16
800	600	480	-	-	-	-	-	-
1000	600	250	NSYS3D10625T	NSYS3D10625	NSYVDM21UF	21	NSYVDM20UP	20
1000	600	300	NSYS3D10630T	NSYS3D10630	-	-	-	-
1000	600	400	NSYS3D10640T	NSYS3D10640	NSYVDM21UF	21	NSYVDM20UP	20
1000	800	250	NSYS3D10825T	NSYS3D10825	-	-	NSYVDM20U8P	20
1000	800	300	NSYS3D10830T	NSYS3D10830	-	-	NSYVDM20U8P	20
1000	800	400	NSYS3D10840T	NSYS3D10840	-	-	NSYVDM20U8P	20
1200	800	300	NSYS3D12830T	NSYS3D12830	-	-	NSYVDM25U8P	25
1200	800	400	NSYS3D12840T	NSYS3D12840	-	-	NSYVDM25U8P	25

(1) Plain door, please consult us.
(2) IP55 for the double-door enclosures.

(3) IK08 for the glazed-door enclosures.
(4) The racks are to be ordered separately.

PanelSeT S3DEX - ATEX / PanelSeT S3HF - EMC

Enclosures for explosive atmospheres Electromagnetic protected steel enclosures



Dimensions			S3DEX (empty enclosure) IP66 - IK10 - RAL 7035	S3HF* IP55 - IK10 - RAL 7035
H	W	D		
300	200	150	NSYS3DEX3215	-
300	300	200	NSYS3DEX3320	-
400	300	200	NSYS3DEX4320	NSYS3HF4320P
400	400	200	NSYS3DEX4420	-
500	400	200	NSYS3DEX5420	-
600	400	200	-	NSYS3HF6420P
600	400	250	NSYS3DEX6425	-
600	600	250	NSYS3DEX6625	NSYS3HF6625P
700	500	250	NSYS3DEX7525	-
800	600	300	NSYS3DEX8630	NSYS3HF8630P
1000	800	300	NSYS3DEX10830	NSYS3HF10830P

* Delivered with a plain mounting plate.
Fixing lugs, ref. NSYPFCR to be ordered separately (1 set of 4 lugs).

PanelSeT S3D 6G Enclosures for Seismic and Nuclear

➤ Consult the catalogue

For more information,
consult the universal
enclosures general
catalogue



Wall-Mounting Cabling Enclosures

1

Actassi OpenBox Enclosure with Fixed Rack

Actassi OPB with fixed rack	Blanking plate	Accessories
-----------------------------	----------------	-------------



Dimensions (mm)			N° of U	Glazed door	Plain door	Blanking plate		Cable-gland plate with brush gasket	Blanking plate with 2 fans, cannot be used directly with UK PDU
H	W	D				Glazed door	Plain door		
380	600	400	6	NSYOPB6U4F	-	NSYOPB6UTPN	-	NSYEC300	NSYECVT300
380	600	500	6	NSYOPB6U5F	-	NSYOPB6UTPN	-	NSYEC300	NSYECVT300
515	600	400	9	NSYOPB9U4F	NSYOPB9U4FR	NSYOPB9UTPN	NSYOPB9UTPN	NSYEC300	NSYECVT300
515	600	500	9	NSYOPB9U5F	-	NSYOPB9UTPN	-	NSYEC300	NSYECVT300
515	600	600	9	NSYOPB9U6F	-	NSYOPB9UTPN	-	NSYEC300	NSYECVT300
650	600	400	12	NSYOPB12U4F	NSYOPB12U4FR	NSYOPB12UTPN	NSYOPB12UTPN	NSYEC300	NSYECVT300
650	600	500	12	NSYOPB12U5F	-	NSYOPB12UTPN	-	NSYEC300	NSYECVT300
650	600	600	12	NSYOPB12U6F	-	NSYOPB12UTPN	-	NSYEC300	NSYECVT300
780	600	400	15	NSYOPB15U4F	-	NSYOPB15UTPN	-	NSYEC300	NSYECVT300
780	600	500	15	NSYOPB15U5F	NSYOPB15U5FR	NSYOPB15UTPN	NSYOPB15UTPN	NSYEC300	NSYECVT300
780	600	600	15	NSYOPB15U6F	-	NSYOPB15UTPN	-	NSYEC300	NSYECVT300
915	600	400	18	NSYOPB18U4F	-	NSYOPB18UTPN	-	NSYEC300	NSYECVT300
915	600	500	18	NSYOPB18U5F	NSYOPB18U5FR	NSYOPB18UTPN	NSYOPB18UTPN	NSYEC300	NSYECVT300
1050	600	500	21	NSYOPB21U5F	-	NSYOPB21UTPN	-	NSYEC300	NSYECVT300
1050	600	500	21	NSYOPB21U6F	-	NSYOPB21UTPN	-	NSYEC300	NSYECVT300

Actassi OPB Enclosure with Swing Rack

Actassi OPB with swing rack



Dimensions (mm)			N° of U	Glazed door
W	D	D		
380	600	400	6	NSYOPB6U4P
380	600	500	6	NSYOPB6U5P
515	600	400	9	NSYOPB9U4P
515	600	500	9	NSYOPB9U5P
650	600	500	12	NSYOPB12U5P
650	600	600	12	NSYOPB12U6P
780	600	500	15	NSYOPB15U5P
780	600	600	15	NSYOPB15U6P
915	600	500	18	NSYOPB18U5P

Actassi OPB Mobile Open Box

Rear blanking plate	Additional uprights	19" uprights, rear, 2U
---------------------	---------------------	------------------------



N° of U		19"	19", rear, 2U
2	-	-	NSYSSOPB
6	NSYOPB6UTPN	NSYOPB6UF	-
9	NSYOPB9UTPN	NSYOPB9UF	-
12	NSYOPB12UTPN	NSYOPB12UF	-
15	NSYOPB15UTPN	NSYOPB15UF	-
18	NSYOPB18UTPN	NSYOPB18UF	-
21	NSYOPB21UTPN	NSYOPB21UF	-

Cable Support for OPB Mobile Open Box



Reference
NSYDCM20

Actassi KnockDown Flat Pack Enclosure

Actassi KDB wall knock-down box	Accessories
---------------------------------	-------------



Dimensions (mm)			N° of U	Glazed door	Brush entry cables	Smart fan
H	W	D				
352	600	400	6	NSYKDB6U4F	NSYCR1M1U1PS	NSY1FAN230T
485	600	400	9	NSYKDB9U4F	NSYCR1M1U1PS	NSY1FAN230T
618	600	400	12	NSYKDB12U6F	NSYCR1M1U1PS	NSY1FAN230T
752	600	400	15	NSYKDB15U6F	NSYCR1M1U1PS	NSY1FAN230T

Actassi OPB, KDB Accessories

Wall-Mounting OpenBox Accessories

Roof Accessories

Top or Bottom Blanking Plate



Reference	
NSYEC300	

Top or Bottom Blanking Plate with Airing Loubres



Reference	
NSYECAV300	

Blanking Plate with Brush Gasket



Dimensions	Reference
35 x 300	NSYEC300

Total Brush Gaskets



Dimensions	Reference
100 x 300	NSYECPT300

Base Accessories

Leveling Feet



Reference	
NSYPNOPB	

Wheels



Reference	
NSYRUFOPB	

Plinths



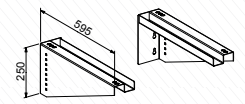
W	D	References
600	500	NSYZUN65OPB
600	600	NSYZUN66OPB

Brush Gasket Cable Entries through the Plinth



Reference	
NSYJPSVD	


Wall-mounting Kit



Reference	
NSYCFRS	

Equipment Supports

Partial Fixed Slides



W	Reference
140	NSYGF140OPB

Fixed Slides



Center to center distance	Reference
200	NSYGF200OPB

Rear Cable Support on 19" Uprights



Reference	
NSYSRCOPB	

Earthing Kit



Reference	
NSYCTOPB	

Thermal Management

Smart Fans for KDB



Type	References
1 fan	NSY1FAN230T
2 fans	NSY2FAN230T

Basic Fans for KDB



Type	References
1 fan	NSY1FAN230
2 fans	NSY2FAN230

Cables for Smart and Basic Fan Plates for KDB



Type	References
1 fan	NSY1FAN230T
2 fans	NSY2FAN230T


Steel Floor-Standing Monobloc Enclosures

1

PanelSeT SM Monobloc Enclosures

PanelSeT SM IP55 - IK10⁽¹⁾ - RAL 7035

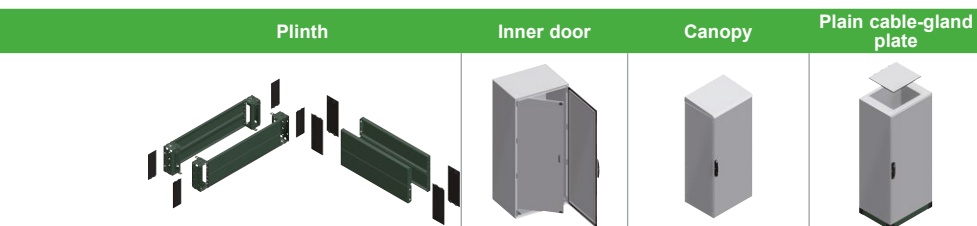
Plinth



Dimensions (mm)			No. of doors	With mounting plate	Without mounting plate	Without mounting plate	Height 100 mm	
H	W	D					Front kit (corners + front panels)	Side panels, 2 u.
1200	800	300	1	NSYSM12830P	NSYSM12830	-	NSYSPPF8100	NSYSPPS3100
1200	1000	300	2	NSYSM1210302DP	NSYSM1210302D	-	NSYSPPF10100	NSYSPPS3100
1200	1200	400	2	NSYSM1212402DP	NSYSM1212402D	-	NSYSPPF12100	NSYSPPS4100
1400	600	300	1	NSYSM14630P	NSYSM14630	-	NSYSPPF6100	NSYSPPS3100
1400	600	400	1	NSYSM14640P	NSYSM14640	-	NSYSPPF6100	NSYSPPS4100
1400	800	300	1	NSYSM14830P	NSYSM14830	-	NSYSPPF8100	NSYSPPS3100
1400	800	400	1	NSYSM14840P	NSYSM14840	NSYSM14840T	NSYSPPF8100	NSYSPPS4100
1400	1000	400	2	NSYSM1410402DP	NSYSM1410402D	-	NSYSPPF10100	NSYSPPS4100
1400	1200	400	2	NSYSM1412402DP	NSYSM1412402D	-	NSYSPPF12100	NSYSPPS4100
1600	600	300	1	NSYSM16630P	NSYSM16630	-	NSYSPPF6100	NSYSPPS3100
1600	600	400	1	NSYSM16640P	NSYSM16640	NSYSM16640T	NSYSPPF6100	NSYSPPS4100
1600	800	300	1	NSYSM16830P	NSYSM16830	NSYSM16830T	NSYSPPF8100	NSYSPPS3100
1600	800	400	1	NSYSM16840P	NSYSM16840	NSYSM16840T	NSYSPPF8100	NSYSPPS4100
1600	1000	300	2	NSYSM1610302DP	NSYSM1610302D	-	NSYSPPF10100	NSYSPPS3100
1600	1000	400	2	NSYSM1610402DP	NSYSM1610402D	-	NSYSPPF10100	NSYSPPS4100
1600	1200	300	2	NSYSM1612302DP	NSYSM1612302D	-	NSYSPPF12100	NSYSPPS3100
1600	1200	400	2	NSYSM1612402DP	NSYSM1612402D	-	NSYSPPF12100	NSYSPPS4100
1800	600	300	1	NSYSM18630P	NSYSM18630	-	NSYSPPF6100	NSYSPPS3100
1800	600	400	1	NSYSM18640P	NSYSM18640	NSYSM18640T	NSYSPPF6100	NSYSPPS4100
1800	600	500	1	NSYSM18650P	NSYSM18650	-	NSYSPPF6100	NSYSPPS5100
1800	800	300	1	NSYSM18830P	NSYSM18830	NSYSM18830T	NSYSPPF8100	NSYSPPS3100
1800	800	400	1	NSYSM18840P	NSYSM18840	NSYSM18840T	NSYSPPF8100	NSYSPPS4100
1800	800	500	1	NSYSM18850P	NSYSM18850	NSYSM18850T	NSYSPPF8100	NSYSPPS5100
1800	800	600	1	NSYSM18860P	NSYSM18860	-	NSYSPPF8100	NSYSPPS6100
1800	1000	400	1	NSYSM181040P	NSYSM181040	-	NSYSPPF10100	NSYSPPS4100
1800	1000	400	2	NSYSM1810402DP	NSYSM1810402D	-	NSYSPPF10100	NSYSPPS4100
1800	1000	500	2	NSYSM1810502DP	NSYSM1810502D	-	NSYSPPF10100	NSYSPPS5100
1800	1200	400	2	NSYSM1812402DP	NSYSM1812402D	-	NSYSPPF12100	NSYSPPS4100
1800	1200	500	2	NSYSM1812502DP	NSYSM1812502D	-	NSYSPPF12100	NSYSPPS5100
1800	1600	400	2	NSYSM1816402DP	NSYSM1816402D	-	NSYSPPF16100	NSYSPPS4100
1800	1600	500	2	NSYSM1816502DP	NSYSM1816502D	-	NSYSPPF16100	NSYSPPS5100
2000	600	300	1	NSYSM20630P	NSYSM20630	-	NSYSPPF6100	NSYSPPS3100
2000	600	400	1	NSYSM20640P	NSYSM20640	NSYSM20640T	NSYSPPF6100	NSYSPPS4100
2000	600	500	1	NSYSM20650P	NSYSM20650	-	NSYSPPF6100	NSYSPPS5100
2000	800	300	1	NSYSM20830P	NSYSM20830	NSYSM20830T	NSYSPPF8100	NSYSPPS3100
2000	800	400	1	NSYSM20840P	NSYSM20840	NSYSM20840T	NSYSPPF8100	NSYSPPS4100
2000	800	500	1	NSYSM20850P	NSYSM20850	NSYSM20850T	NSYSPPF8100	NSYSPPS5100
2000	800	600	1	NSYSM20860P	NSYSM20860	NSYSM20860T	NSYSPPF8100	NSYSPPS6100
2000	1000	400	2	NSYSM2010402DP	NSYSM2010402D	-	NSYSPPF10100	NSYSPPS4100
2000	1000	500	2	NSYSM2010502DP	NSYSM2010502D	-	NSYSPPF10100	NSYSPPS5100
2000	1200	400	2	NSYSM2012402DP	NSYSM2012402D	-	NSYSPPF12100	NSYSPPS4100
2000	1200	500	2	NSYSM2012502DP	NSYSM2012502D	-	NSYSPPF12100	NSYSPPS5100
2000	1200	600	2	NSYSM2012602DP	NSYSM2012602D	-	NSYSPPF12100	NSYSPPS6100
2000	1600	400	2	NSYSM2016402DP	NSYSM2016402D	-	NSYSPPF16100	NSYSPPS4100
2000	1600	500	2	NSYSM2016502DP	NSYSM2016502D	-	NSYSPPF16100	NSYSPPS5100
2000	1600	600	2	NSYSM2016602DP	NSYSM2016602D	-	NSYSPPF16100	NSYSPPS6100

(1) Transparent doors: IK08.

Steel Floor-Standing Monobloc Enclosures



Plinth		Inner door	Canopy	Plain cable-gland plate
Height 200 mm				
Front kit (corners + front panels)	Side panels, 4 u.			
NSYSPPF8200	NSYSPPS3200	-	NSYSC830	NSYSMEC83
NSYSPPF10200	NSYSPPS3200	-	NSYSC1030	NSYSMEC103
NSYSPPF12200	NSYSPPS4200	-	NSYSC1240	2 x NSYSMEC64
NSYSPPF6200	NSYSPPS3200	-	NSYSC630	NSYSMEC63
NSYSPPF6200	NSYSPPS4200	-	NSYSC640	NSYSMEC64
NSYSPPF8200	NSYSPPS3200	-	NSYSC830	NSYSMEC83
NSYSPPF8200	NSYSPPS4200	-	NSYSC840	NSYSMEC84
NSYSPPF10200	NSYSPPS4200	-	NSYSC1040	NSYSMEC104
NSYSPPF12200	NSYSPPS4200	-	NSYSC1240	2 x NSYSMEC64
NSYSPPF6200	NSYSPPS3200	NSYID166	NSYSC630	NSYSMEC63
NSYSPPF6200	NSYSPPS4200	NSYID166	NSYSC640	NSYSMEC64
NSYSPPF8200	NSYSPPS3200	NSYID168	NSYSC830	NSYSMEC83
NSYSPPF8200	NSYSPPS4200	NSYID168	NSYSC840	NSYSMEC84
NSYSPPF10200	NSYSPPS3200	-	NSYSC1030	NSYSMEC103
NSYSPPF10200	NSYSPPS4200	-	NSYSC1040	NSYSMEC104
NSYSPPF12200	NSYSPPS3200	-	NSYSC1230	2 x NSYSMEC63
NSYSPPF12200	NSYSPPS4200	-	NSYSC12400	2 x NSYSMEC64
NSYSPPF6200	NSYSPPS3200	NSYID186	NSYSC630	NSYSMEC63
NSYSPPF6200	NSYSPPS4200	NSYID186	NSYSC640	NSYSMEC64
NSYSPPF6200	NSYSPPS5200	NSYID186	NSYSC650	NSYSMEC65
NSYSPPF8200	NSYSPPS3200	NSYID188	NSYSC830	NSYSMEC83
NSYSPPF8200	NSYSPPS4200	NSYID188	NSYSC840	NSYSMEC84
NSYSPPF8200	NSYSPPS5200	NSYID188	NSYSC850	NSYSMEC85
NSYSPPF8200	NSYSPPS6200	NSYID188	NSYSC8600	NSYSMEC86
NSYSPPF10200	NSYSPPS4200	NSYID1810	NSYSC1040	NSYSMEC104
NSYSPPF10200	NSYSPPS4200	NSYID1810	NSYSC1040	NSYSMEC104
NSYSPPF10200	NSYSPPS5200	NSYID1810	NSYSC1050	NSYSMEC105
NSYSPPF12200	NSYSPPS4200	-	NSYSC1240	2 x NSYSMEC64
NSYSPPF12200	NSYSPPS5200	-	NSYSC1250	2 x NSYSMEC65
NSYSPPF16200	NSYSPPS4200	-	NSYSC1640	-
NSYSPPF16200	NSYSPPS5200	-	NSYSC10650	2 x NSYSMEC85
NSYSPPF6200	NSYSPPS3200	NSYID206	NSYSC630	NSYSMEC63
NSYSPPF6200	NSYSPPS4200	NSYID206	NSYSC640	NSYSMEC64
NSYSPPF6200	NSYSPPS5200	NSYID206	NSYSC650	NSYSMEC65
NSYSPPF8200	NSYSPPS3200	NSYID208	NSYSC830	NSYSMEC83
NSYSPPF8200	NSYSPPS4200	NSYID208	NSYSC840	NSYSMEC84
NSYSPPF8200	NSYSPPS5200	NSYID208	NSYSC850	NSYSMEC85
NSYSPPF8200	NSYSPPS6200	NSYID208	NSYSC860	NSYSMEC86
NSYSPPF10200	NSYSPPS4200	NSYID2010	NSYSC1040	NSYSMEC104
NSYSPPF10200	NSYSPPS5200	NSYID2010	NSYSC1050	NSYSMEC105
NSYSPPF12200	NSYSPPS4200	-	NSYSC1240	2 x NSYSMEC64
NSYSPPF12200	NSYSPPS5200	-	NSYSC1250	2 x NSYSMEC65
NSYSPPF12200	NSYSPPS6200	-	NSYSC1260	2 x NSYSMEC66
NSYSPPF16200	NSYSPPS4200	-	NSYSC1640	-
NSYSPPF16200	NSYSPPS5200	-	NSYSC1650	2 x NSYSMEC85
NSYSPPF16200	NSYSPPS6200	-	NSYSC1660	2 x NSYSMEC66

Handle for Shape Inserts and Cylindrical Barrels

For SM	For SFN
NSYSFHHS1	NSYSFNHS1

Shape Inserts

Description	References
6-mm square insert	NSYINS61
6.5-mm triangular insert	NSYINT61

Push Button

Description	References
Push button	NSYINPULS1

Cylindrical Barrels

Description	References
405E key lock	NSYIN405E1
455 key lock	NSYIN4551
1242E key lock	NSYIN1242E1
2433A key lock	NSYIN2433A1
3432E key lock	NSYIN3432E1
6101 key lock	NSYIN6101
E1 keyless lock	NSYINE11

Handle and Inserts type DIN, KABA and ASSA

Description	References
Single insert handle	NSYSFNHD2
Double insert handle	NSYSFNHD3
Adapter for DIN cylinder	NSYINDIN2
Adapter for KABA cylinder	NSYINKBA2
Adapter for ASSA cylinder	NSYINASSA2
1242E key lock	NSYIN1242E2
Reinforced key lock	NSYINKR2
JIS key lock	NSYINKJIS2
FAC key lock 35	NSYINKFAC2

Eyebolts

References	
NSYSMEB	

Steel Floor-Standing Modular Enclosures

1


PanelSeT SFN Modular Enclosures

PanelSeT SFN IP55 - IK10 ⁽¹⁾ - RAL 7035				Side panels			Cable-entry plate			Plinth		
Dimensions (mm)				No. of doors	With mounting plate	Without mounting plate	Without mounting plate	Plain	1 entry	2 entries	Height 100 mm	
H	W	D	Front kit (corners + front panels)								Side panels, 2 u.	
1200	600	400	1	NSYSFN12640P	NSYSFN12640	-	NSY2SPN124	NSYEC64	NSYEC641	-	NSYSPF6100	NSYSPS4100
1200	600	600	1	NSYSFN12660P	NSYSFN12660	-	NSY2SPN126	NSYEC66	NSYEC661	NSYEC662	NSYSPF6100	NSYSPS6100
1200	800	400	1	NSYSFN12840P	NSYSFN12840	-	NSY2SPN124	NSYEC84	NSYEC841	-	NSYSPF8100	NSYSPS4100
1200	800	600	1	NSYSFN12860P	NSYSFN12860	-	NSY2SPN126	NSYEC86	NSYEC861	NSYEC862	NSYSPF8100	NSYSPS6100
1400	600	400	1	NSYSFN14640P	NSYSFN14640	-	NSY2SPN144	NSYEC64	NSYEC641	-	NSYSPF6100	NSYSPS4100
1400	800	400	1	NSYSFN14840P	NSYSFN14840	-	NSY2SPN144	NSYEC84	NSYEC841	-	NSYSPF8100	NSYSPS4100
1600	600	600	1	NSYSFN16660P	NSYSFN16660	-	NSY2SPN166	NSYEC66	NSYEC661	NSYEC662	NSYSPF6100	NSYSPS6100
1600	600	800	1	NSYSFN16680P	NSYSFN16680	-	NSY2SPN168	NSYEC68	NSYEC681	NSYEC682	NSYSPF6100	NSYSPS8100
1600	800	600	1	NSYSFN16860P	NSYSFN16860	-	NSY2SPN166	NSYEC86	NSYEC861	NSYEC862	NSYSPF8100	NSYSPS6100
1600	800	800	1	NSYSFN16880P	NSYSFN16880	-	NSY2SPN168	NSYEC88	NSYEC881	NSYEC882	NSYSPF8100	NSYSPS8100
1800	400	400	1	-	NSYSFN18440	-	NSY2SPN184	NSYEC44	NSYEC441	-	NSYSPF4100	NSYSPS4100
1800	400	500	1	-	NSYSFN18450	-	NSY2SPN185	NSYEC45	NSYEC451	-	NSYSPF4100	NSYSPS5100
1800	400	600	1	-	NSYSFN18460	-	NSY2SPN186	-	NSYEC461	-	NSYSPF4100	NSYSPS6100
1800	600	400	1	NSYSFN18640P	NSYSFN18640	NSYSFN18640T	NSY2SPN184	NSYEC64	NSYEC641	-	NSYSPF6100	NSYSPS4100
1800	600	500	1	NSYSFN18650P	NSYSFN18650	NSYSFN18650T	NSY2SPN185	NSYEC65	NSYEC651	-	NSYSPF6100	NSYSPS5100
1800	600	600	1	NSYSFN18660P	NSYSFN18660	-	NSY2SPN186	NSYEC66	NSYEC661	NSYEC662	NSYSPF6100	NSYSPS6100
1800	600	800	1	-	-	NSYSFN18680T	NSY2SPN188	NSYEC68	NSYEC681	NSYEC682	NSYSPF6100	NSYSPS8100
1800	800	400	1	NSYSFN18840P	NSYSFN18840	NSYSFN18840T	NSY2SPN184	NSYEC84	NSYEC841	-	NSYSPF8100	NSYSPS4100
1800	800	500	1	NSYSFN18850P	NSYSFN18850	NSYSFN18850T	NSY2SPN185	NSYEC85	NSYEC851	-	NSYSPF8100	NSYSPS5100
1800	800	600	1	NSYSFN18860P	NSYSFN18860	NSYSFN18860T	NSY2SPN186	NSYEC86	NSYEC861	NSYEC862	NSYSPF8100	NSYSPS6100
1800	800	600	2	NSYSFN18860ZDP	NSYSFN18860ZD	-	NSY2SPN186	NSYEC86	NSYEC861	NSYEC862	NSYSPF8100	NSYSPS6100
1800	1000	400	1	NSYSFN181040P	NSYSFN181040	-	NSY2SPN184	NSYEC104	NSYEC1041	-	NSYSPF10100	NSYSPS4100
1800	1000	400	2	NSYSFN181040ZDP	NSYSFN181040ZD	-	NSY2SPN184	NSYEC104	NSYEC1041	-	NSYSPF10100	NSYSPS4100
1800	1000	500	1	NSYSFN181050P	NSYSFN181050	-	NSY2SPN185	NSYEC105	NSYEC1051	-	NSYSPF10100	NSYSPS5100
1800	1000	600	1	NSYSFN181060P	NSYSFN181060	-	NSY2SPN186	NSYEC106	NSYEC1061	NSYEC1062	NSYSPF10100	NSYSPS6100
1800	1000	600	2	NSYSFN181060ZDP	NSYSFN181060ZD	-	NSY2SPN186	NSYEC106	NSYEC1061	NSYEC1062	NSYSPF10100	NSYSPS6100
1800	1200	400	2	NSYSFN181240ZDP	NSYSFN181240ZD	-	NSY2SPN184	NSYEC124	NSYEC1241	-	NSYSPF12100	NSYSPS4100
1800	1200	500	2	NSYSFN181250ZDP	NSYSFN181250ZD	-	NSY2SPN185	NSYEC125	NSYEC1251	-	NSYSPF12100	NSYSPS5100
1800	1200	600	2	NSYSFN181260ZDP	NSYSFN181260ZD	-	NSY2SPN186	NSYEC126	NSYEC1261	NSYEC1262	NSYSPF12100	NSYSPS6100
1800	1600	400	1	-	NSYSFN181640ZD	-	NSY2SPN184	NSYEC164	NSYEC1641	-	NSYSPF16100	NSYSPS4100
2000	300	500	1	-	NSYSFN20350	-	NSY2SPN205	NSYEC35	NSYEC351	-	NSYSPF3100	NSYSPS5100
2000	300	600	1	-	NSYSFN20360	-	NSY2SPN206	NSYEC36	NSYEC361	-	NSYSPF3100	NSYSPS6100
2000	300	800	1	-	NSYSFN20380	-	NSY2SPN208	-	NSYEC381	-	NSYSPF3100	NSYSPS8100
2000	400	400	1	-	NSYSFN20440	-	NSY2SPN204	NSYEC44	NSYEC441	-	NSYSPF4100	NSYSPS4100
2000	400	500	1	-	NSYSFN20450	-	NSY2SPN205	NSYEC45	NSYEC451	-	NSYSPF4100	NSYSPS5100
2000	400	600	1	-	NSYSFN20460	-	NSY2SPN206	-	NSYEC461	-	NSYSPF4100	NSYSPS6100
2000	400	800	1	-	NSYSFN20480	-	NSY2SPN208	-	NSYEC481	-	NSYSPF4100	NSYSPS8100
2000	500	800	1	-	NSYSFN20580	-	NSY2SPN208	-	NSYEC581	-	NSYSPF5100	NSYSPS8100
2000	600	400	1	NSYSFN20640P	NSYSFN20640	NSYSFN20640T	NSY2SPN204	NSYEC64	NSYEC641	-	NSYSPF6100	NSYSPS4100
2000	600	500	1	NSYSFN20650P	NSYSFN20650	NSYSFN20650T	NSY2SPN205	NSYEC65	NSYEC651	-	NSYSPF6100	NSYSPS5100
2000	600	600	1	NSYSFN20660P	NSYSFN20660	-	NSY2SPN206	NSYEC66	NSYEC661	NSYEC662	NSYSPF6100	NSYSPS6100
2000	600	800	1	NSYSFN20680P	NSYSFN20680	-	NSY2SPN208	NSYEC68	NSYEC681	NSYEC682	NSYSPF6100	NSYSPS8100
2000	800	400	1	NSYSFN20840P	NSYSFN20840	NSYSFN20840T	NSY2SPN204	NSYEC84	NSYEC841	-	NSYSPF8100	NSYSPS4100
2000	800	500	1	NSYSFN20850P	NSYSFN20850	NSYSFN20850T	NSY2SPN205	NSYEC85	NSYEC851	-	NSYSPF8100	NSYSPS5100
2000	800	600	1	NSYSFN20860P	NSYSFN20860	NSYSFN20860T	NSY2SPN206	NSYEC86	NSYEC861	NSYEC862	NSYSPF8100	NSYSPS6100
2000	800	600	2	NSYSFN20860ZDP	NSYSFN20860ZD	-	NSY2SPN206	NSYEC86	NSYEC861	NSYEC862	NSYSPF8100	NSYSPS6100
2000	800	800	1	NSYSFN20880P	NSYSFN20880	NSYSFN20880T	NSY2SPN208	NSYEC88	NSYEC881	NSYEC882	NSYSPF8100	NSYSPS8100
2000	1000	400	1	NSYSFN201040P	NSYSFN201040	NSYSFN201040T	NSY2SPN204	NSYEC104	NSYEC1041	-	NSYSPF10100	NSYSPS4100
2000	1000	400	2	NSYSFN201040ZDP	NSYSFN201040ZD	-	NSY2SPN204	NSYEC104	NSYEC1041	-	NSYSPF10100	NSYSPS4100
2000	1000	500	1	NSYSFN201050P	NSYSFN201050	NSYSFN201050T	NSY2SPN205	NSYEC105	NSYEC1051	-	NSYSPF10100	NSYSPS5100
2000	1000	500	2	NSYSFN201050ZDP	NSYSFN201050ZD	-	NSY2SPN205	NSYEC105	NSYEC1051	-	NSYSPF10100	NSYSPS5100
2000	1000	600	1	NSYSFN201060P	NSYSFN201060	NSYSFN201060T	NSY2SPN206	NSYEC106	NSYEC1061	NSYEC1062	NSYSPF10100	NSYSPS6100
2000	1000	600	2	NSYSFN201060ZDP	NSYSFN201060ZD	-	NSY2SPN206	NSYEC106	NSYEC1061	NSYEC1062	NSYSPF10100	NSYSPS6100
2000	1000	800	1	NSYSFN201080P	NSYSFN201080	-	NSY2SPN208	NSYEC108	NSYEC1081	NSYEC1082	NSYSPF10100	NSYSPS8100
2000	1200	400	2	NSYSFN201240ZDP	NSYSFN201240ZD	-	NSY2SPN204	NSYEC124	NSYEC1241	-	NSYSPF12100	NSYSPS4100
2000	1200	500	2	NSYSFN201250ZDP	NSYSFN201250ZD	-	NSY2SPN205	NSYEC125	NSYEC1251	-	NSYSPF12100	NSYSPS5100
2000	1200	600	2	NSYSFN201260ZDP	NSYSFN201260ZD	-	NSY2SPN206	NSYEC126	NSYEC1261	NSYEC1262	NSYSPF12100	NSYSPS6100
2000	1200	800	2	NSYSFN201280ZDP	NSYSFN201280ZD	-	NSY2SPN208	NSYEC128	NSYEC1281	NSYEC1282	NSYSPF12100	NSYSPS8100
2000	1600	400	2	NSYSFN201640ZDP	NSYSFN201640ZD	-	NSY2SPN204	NSYEC164	NSYEC1641	-	NSYSPF16100	NSYSPS4100
2000	1600	500	2	NSYSFN201650ZDP	NSYSFN201650ZD	-	NSY2SPN205	NSYEC165	NSYEC1651	-	NSYSPF16100	NSYSPS5100
2000	1600	600	2	NSYSFN201660ZDP	NSYSFN201660ZD	-	NSY2SPN206	NSYEC166	NSYEC1661	NSYEC1662	NSYSPF16100	NSYSPS6100
2200	400	600	1	-	NSYSFN22460	-	NSY2SPN226	-	NSYEC461	-	NSYSPF4100	NSYSPS6100
2200	600	600	1	NSYSFN22660P	NSYSFN22660	-	NSY2SPN226	NSYEC66	NSYEC661	NSYEC662	NSYSPF6100	NSYSPS6100
2200	600	800	1	NSYSFN22680P	NSYSFN22680	-	NSY2SPN228	NSYEC68	NSYEC681	NSYEC682	NSYSPF6100	NSYSPS8100
2200	800	600	1	NSYSFN22860P	NSYSFN22860	-	NSY2SPN226	NSYEC86	NSYEC861	NSYEC862	NSYSPF8100	NSYSPS6100
2200	800	800	1	NSYSFN22880P	NSYSFN22880	NSYSFN22880T	NSY2SPN228	NSYEC88	NSYEC881	NSYEC882	NSYSPF8100	NSYSPS8100
2200	1000	600	1	NSYSFN221060P	NSYSFN221060	-	NSY2SPN226	NSYEC106	NSYEC1061	NSYEC1062	NSYSPF10100	NSYSPS6100
2200	1200	600	2	NSYSFN221260ZDP	NSYSFN221260ZD	-	NSY2SPN226	NSYEC126	NSYEC1261	NSYEC1262	NSYSPF12100	NSYSPS6100
2200	1200	800	2	NSYSFN221280ZDP	NSYSFN221280ZD	-	NSY2SPN228	NSYEC128	NSYEC1281	NSYEC1282	NSYSPF12100	NSYSPS8100

Steel Floor-Standing Modular Enclosures

SFN HD for Outdoors


Plinth



PanelSeT SFN Outdoor IP55 - IK10 - RAL 7035



Coupling Kit




Description	References
Standard	NSYSFBK
19"	NSYSFBK19

Sealing Gasket




References
NSYCEK

Eyebolts



References
NSYSFEB

Lifting Brackets



References
NSYSFELB

Reinforced Coupling



References
NSYSFBKR

Height 200 mm	
Front kit (corners + front panels)	Side panels, 4 u.
NSYSPF6200	NSYSPS4200
NSYSPF6200	NSYSPS6200
NSYSPF8200	NSYSPS4200
NSYSPF8200	NSYSPS6200
NSYSPF6200	NSYSPS4200
NSYSPF8200	NSYSPS4200
NSYSPF6200	NSYSPS6200
NSYSPF6200	NSYSPS8200
NSYSPF8200	NSYSPS6200
NSYSPF8200	NSYSPS8200
NSYSPF4200	NSYSPS4200
NSYSPF4200	NSYSPS5200
NSYSPF4200	NSYSPS6200
NSYSPF6200	NSYSPS4200
NSYSPF6200	NSYSPS5200
NSYSPF6200	NSYSPS6200
NSYSPF6200	NSYSPS8200
NSYSPF8200	NSYSPS4200
NSYSPF8200	NSYSPS5200
NSYSPF8200	NSYSPS6200
NSYSPF8200	NSYSPS6200
NSYSPF10200	NSYSPS4200
NSYSPF10200	NSYSPS4200
NSYSPF10200	NSYSPS5200
NSYSPF10200	NSYSPS6200
NSYSPF10200	NSYSPS6200
NSYSPF12200	NSYSPS4200
NSYSPF12200	NSYSPS5200
NSYSPF12200	NSYSPS6200
NSYSPF6200	NSYSPS4200
NSYSPF3200	NSYSPS5200
NSYSPF3200	NSYSPS6200
NSYSPF3200	NSYSPS8200
NSYSPF4200	NSYSPS4200
NSYSPF4200	NSYSPS5200
NSYSPF4200	NSYSPS6200
NSYSPF4200	NSYSPS8200
NSYSPF4200	NSYSPS8200
NSYSPF10200	NSYSPS4200
NSYSPF10200	NSYSPS4200
NSYSPF10200	NSYSPS5200
NSYSPF10200	NSYSPS5200
NSYSPF10200	NSYSPS6200
NSYSPF10200	NSYSPS8200
NSYSPF12200	NSYSPS4200
NSYSPF12200	NSYSPS5200
NSYSPF12200	NSYSPS6200
NSYSPF12200	NSYSPS8200
NSYSPF16200	NSYSPS4200
NSYSPF16200	NSYSPS5200
NSYSPF16200	NSYSPS6200
NSYSPF4200	NSYSPS6200
NSYSPF6200	NSYSPS6200
NSYSPF6200	NSYSPS8200
NSYSPF8200	NSYSPS6200
NSYSPF8200	NSYSPS8200
NSYSPF10200	NSYSPS6200
NSYSPF12200	NSYSPS6200
NSYSPF12200	NSYSPS8200

External dimensions (mm)			Floor-standing enclosure	Side panels
H	W	D		
1800	600	400	NSYSFNHD18640	NSY2SPINHD184
1800	800	400	NSYSFNHD18840	NSY2SPINHD184
1800	800	600	NSYSFNHD18860	NSY2SPINHD186
1800	800	800	NSYSFNHD18880	NSY2SPINHD188
2000	600	600	NSYSFNHD20660	NSY2SPINHD206
2000	800	400	NSYSFNHD20840	NSY2SPINHD204
2060	800	600	NSYSFNHD20460	NSY2SPINHD206

PrismaSeT HD Electrical Distribution

Floor standing enclosure



External dimensions (mm)			RAL7035	RAL9003	Door
H	W	D			
2000	300	500	NSYSFN20350	NSYSFN20350ED	Plain door
2000	300	600	NSYSFN20360	-	Plain door
2000	300	800	NSYSFN20380	NSYSFN20380ED	Plain door
2000	700	500	NSYSFPN20750G	NSYSFPN20750ED	Plain door
2000	700	500	NSYSFPN20750TG	NSYSFPN20750TED	Transparent door
2000	700	600	NSYSFPN20760G	-	Plain door
2000	700	600	NSYSFPN20760TG	-	Transparent door
2000	700	800	NSYSFPN20780G	NSYSFPN20780ED	Plain door
2000	700	800	NSYSFPN20780TG	NSYSFPN20780TED	Transparent door

Other Applicative Solutions

> Consult the universal enclosures general catalogue

Find out all our solutions for specific applications: electrical distribution, Motor Control Centers, Network and Server, Demanding environments...



IEC 61439-1&2 certification for PanelSeT SFN, SFN for MCC & PrismaSeT HD.



Panel**SeT** Stainless-Steel Enclosures

Industrial Boxes and Wall-Mounting Enclosures p.26
Floor-Standing Enclosures p.28
Accessories p.29

Stainless-Steel Industrial Boxes and Wall-Mounting Enclosures

PanelSeT SBX - Industrial Boxes

2

External dimensions (mm)			Stainless steel Industrial Boxes	Mounting plate	DIN rail	Fixing lugs	Sealing kit
H	W	D					
150	150	80	NSYSBX15158	NSYMM11SB	NSYAMRD15357SB	NSYAEFPFSBX*	NSYPPSB*
150	300	80	NSYSBX15308	NSYMM13SB	NSYAMRD30357SB	NSYAEFPFSBX*	NSYPPSB*
200	200	80	NSYSBX20208	NSYMM22SB	NSYAMRD20357SB	NSYAEFPFSBX*	NSYPPSB*
200	300	80	NSYSBX20308	NSYMM23SB	NSYAMRD30357SB	NSYAEFPFSBX*	NSYPPSB*
200	400	120	NSYSBX204012	NSYMM24SB	NSYAMRD40357SB	NSYAEFPFSBX*	NSYPPSB*
300	300	120	NSYSBX303012	NSYMM33SB	NSYAMRD30357SB	NSYAEFPFSBX*	NSYPPSB*

*Same reference for all dimensions.

PanelSeT S3X - Wall-Mounting Enclosures

External dimensions (mm)			No. of locks	No. of doors	304L stainless steel		316L stainless steel	304L stainless steel	Inner door
H	W	D			Plain door	Glazed door**	Plain door	canopy	
300	200	150	1	1	NSYS3X3215	-	NSYS3X3215H	NSYTX2015	-
300	250	150	1	1	NSYS3X302515	-	NSYS3X302515H	NSYTX2515	-
300	300	150	1	1	NSYS3X3315	-	NSYS3X3315H	NSYTX3015	-
400	300	150	1	1	NSYS3X4315	-	NSYS3X4315H	NSYTX3015	NSYPIN43
400	300	200	1	1	NSYS3X4320	NSYS3X4320T	NSYS3X4320H	NSYTX3020	NSYPIN43
400	400	200	1	1	NSYS3X4420	-	NSYS3X4420H	NSYTX4020	-
400	600	200	1	1	NSYS3X4620	-	NSYS3X4620H	NSYTX6020	-
500	400	200	2	1	NSYS3X5420	NSYS3X5420T	NSYS3X5420H	NSYTX4020	NSYPIN54
600	400	200	2	1	NSYS3X6420	NSYS3X6420T	NSYS3X6420H	NSYTX4020	NSYPIN64
600	600	250	2	1	NSYS3X6625	-	NSYS3X6625H	NSYTX6025	-
600	1000	300	*	1	NSYS3X601030	-	-	-	-
600	1200	300	*	1	NSYS3X601230	-	-	NSYTX12030	-
700	500	250	2	1	NSYS3X7525	NSYS3X7525T	NSYS3X7525H	NSYTX5025	NSYPIN75
800	600	250	2	1	NSYS3X8625	NSYS3X8625T	NSYS3X8625H	NSYTX6025	NSYPIN86
800	800	300	2	1	NSYS3X8830	-	NSYS3X8830H	NSYTX8030	-
800	1000	300	*	1	NSYS3X801030	-	-	-	-
800	1200	300	*	1	NSYS3X801230	-	-	NSYTX12030	-
1000	800	300	2	1	NSYS3X10830	NSYS3X10830T	NSYS3X10830H	NSYTX8030	NSYPIN108
1000	1000	300	*	2	NSYS3X101030	-	NSYS3X101030H	NSYTX10030	-
1200	800	300	2	1	NSYS3X12830	-	NSYS3X12830H	NSYTX8030	NSYPIN128
1200	1000	300	*	2	NSYS3X121030	-	NSYS3X121030H	NSYTX10030	-

*Three-point closure system.

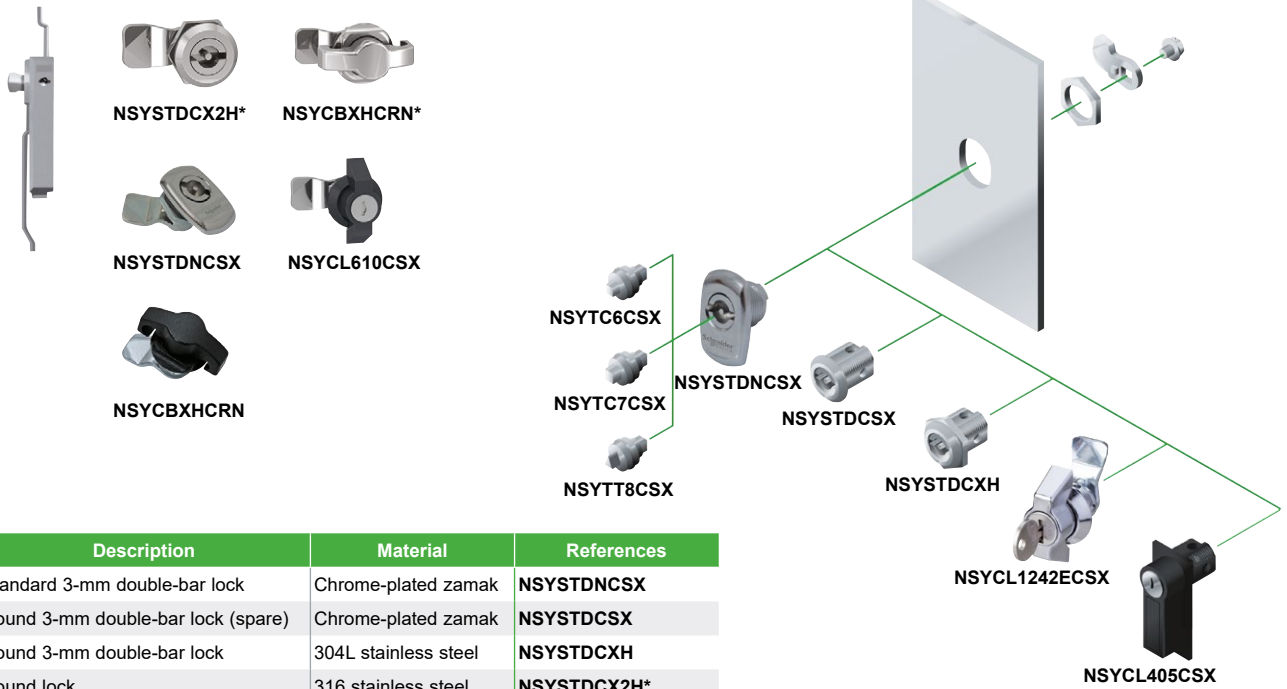
**The glazed door has no reinforcement.

(1) For the double door: IP55.

(2) For the glazed door: IK08.

PanelSeT SBX, S3X Stainless-Steel Industrial Boxes and Wall-Mounting Enclosures

Lock Systems



Description	Material	References
Standard 3-mm double-bar lock	Chrome-plated zamak	NSYSTDNCSX
Round 3-mm double-bar lock (spare)	Chrome-plated zamak	NSYSTDCSX
Round 3-mm double-bar lock	304L stainless steel	NSYSTDCXH
Round lock	316 stainless steel	NSYSTDCX2H*
8-mm triangular insert	304L stainless steel	NSYTT8CSX
7-mm square insert	304L stainless steel	NSYTC7CSX
6-mm square insert	304L stainless steel	NSYTC6CSX
Padlock	316 stainless steel	NSYCBXHCRN*
1242E handle lock	Chrome-plated zamak	NSYCL1242ECSX
405 handle lock	Polyamide	NSYCL405CSX
610 handle lock	Polyamide	NSYCL610CSX
Screw driver insert for handle lock	Zamak	NSYTSML
Screw driver insert for handle lock	Zamak	NSYTSMLS3D

* Consult us for availability.

Set of Four Stainless-Steel Wall-Fixing Lugs



Description	References
304 stainless steel	NSYPFCX
316L stainless steel	NSYPFC2X

Stainless-Steel Eyebolts



Description	References
304 stainless steel	NSYAELYCRXG8

Stainless-Steel Floor-Standing Enclosures

PanelSeT SMX, SFX

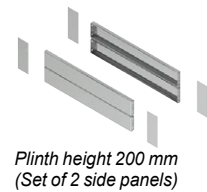

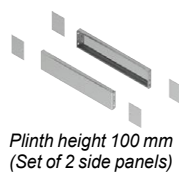
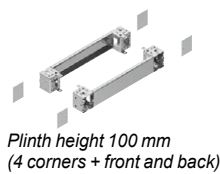
2



External dimensions (mm)			Number of front doors	Stainless steel floor-standing monobloc		Number of front doors	304L stainless steel floor-standing suitable(1)	
H	W	D		304L	316L		Suitable enclosure	Set of 2 side panels
1400	1000	300	2	NSYSMX141030	-	-	-	-
1600	800	400	1	NSYSMX16840	-	-	-	-
1800	600	400	1	NSYSMX18640	-	1	NSYSFX18640	NSY2SPX184
1800	800	400	1	NSYSMX18840	NSYSMX18840H	1	NSYSFX18840	NSY2SPX184
1800	1200	400	2	NSYSMX181240	NSYSMX181240H	2	NSYSFX181240	NSY2SPX184
1800	1600	400	2	NSYSMX181640	NSYSMX181640H	-	-	-
2000	600	500	-	-	-	1	NSYSFX20650	NSY2SPX205
2000	800	400	-	-	-	1	NSYSFX20840	NSY2SPX204
2000	800	500	1	NSYSMX20850	-	-	-	-
2000	800	600	-	-	-	1	NSYSFX20860	NSY2SPX206
2000	1000	400	2	NSYSMX201040	NSYSMX201040H	-	-	-
2000	1000	600	-	-	-	2	NSYSFX201060	NSY2SPX206
2000	1200	500	2	NSYSMX201250	NSYSMX201250H	-	-	-
2000	1200	600	-	-	-	2	NSYSFX201260	NSY2SPX206
2000	1600	600	2	NSYSMX201660	NSYSMX201660H	-	-	-

(1) 316L stainless steel enclosures on request.
 (2) IP55 for double-door enclosures.

Stainless-Steel Plinths



External dimensions (mm)			Plinth height 100 mm		Plinth height 200 mm		Plinth height 100 mm		Plinth height 200 mm	
H	W	D	Kit (4 corners + front and back)	Set of 2 side panels	Kit (4 corners + front and back)	Set of 2 side panels (x2)	Kit (4 corners + front and back)	Set of 2 side panels	Kit (4 corners + front and back)	Set of 2 side panels (x2)
1400	1000	300	NSYSFPX10100	NSYSFPSX3100*	NSYSFPX10200	NSYSFPSX3200*	NSYSFPX10100H	NSYSFPSX3100H*	NSYSFPX10200H	NSYSFPSX3200H*
1600	800	400	NSYSFPX8100	NSYSFPSX4100**	NSYSFPX8200	NSYSFPSX4200**	NSYSFPX8100H	NSYSFPSX4100H	NSYSFPX8200H	NSYSFPSX4200H
1800	600	400	NSYSFPX6100	NSYSFPSX4100**	NSYSFPX6200	NSYSFPSX4200**	-	NSYSFPSX4100H	-	NSYSFPSX4200H
1800	800	400	NSYSFPX8100	NSYSFPSX4100**	NSYSFPX8200	NSYSFPSX4200**	NSYSFPX8100H	NSYSFPSX4100H	NSYSFPX8200H	NSYSFPSX4200H
1800	1200	400	NSYSFPX12100	NSYSFPSX4100**	NSYSFPX12200	NSYSFPSX4200**	NSYSFPX12100H	NSYSFPSX4100H	NSYSFPX12200H	NSYSFPSX4200H
1800	1600	400	NSYSFPX16100*	NSYSFPSX4100**	NSYSFPX16200*	NSYSFPSX4200**	NSYSFPX16100H*	NSYSFPSX4100H	NSYSFPX16200H*	NSYSFPSX4200H
2000	600	500	NSYSFPX6100	NSYSFPSX5100**	NSYSFPX6200	NSYSFPSX5200**	-	NSYSFPSX5100H	-	NSYSFPSX5200H
2000	800	400	NSYSFPX8100	NSYSFPSX4100**	NSYSFPX8200	NSYSFPSX4200**	NSYSFPX8100H	NSYSFPSX4100H	NSYSFPX8200H	NSYSFPSX4200H
2000	800	500	NSYSFPX8100	NSYSFPSX5100**	NSYSFPX8200	NSYSFPSX5200**	NSYSFPX8100H	NSYSFPSX5100H	NSYSFPX8200H	NSYSFPSX5200H
2000	800	600	NSYSFPX8100	NSYSFPSX6100**	NSYSFPX8200	NSYSFPSX6200**	NSYSFPX8100H	NSYSFPSX6100H	NSYSFPX8200H	NSYSFPSX6200H
2000	1000	400	NSYSFPX10100	NSYSFPSX4100**	NSYSFPX10200	NSYSFPSX4200**	NSYSFPX10100H	NSYSFPSX4100H	NSYSFPX10200H	NSYSFPSX4200H
2000	1000	600	NSYSFPX10100	NSYSFPSX6100**	NSYSFPX10200	NSYSFPSX6200**	NSYSFPX10100H	NSYSFPSX6100H	NSYSFPX10200H	NSYSFPSX6200H
2000	1200	500	NSYSFPX12100	NSYSFPSX5100**	NSYSFPX12200	NSYSFPSX5200**	NSYSFPX12100H	NSYSFPSX5100H	NSYSFPX12200H	NSYSFPSX5200H
2000	1200	600	NSYSFPX12100	NSYSFPSX6100**	NSYSFPX12200	NSYSFPSX6200**	NSYSFPX12100H	NSYSFPSX6100H	NSYSFPX12200H	NSYSFPSX6200H
2000	1600	600	NSYSFPX16100*	NSYSFPSX6100**	NSYSFPX16200*	NSYSFPSX6200**	NSYSFPX16100H*	NSYSFPSX6100H	NSYSFPX16200H*	NSYSFPSX6200H

* Only for PanelSeT SMX.
 ** References for PanelSeT SMX. For PanelSeT SFX, PanelSeT SFN: NSYSFPSX****SFN.

Wall-Fixing Lugs for SMX



Description	References
Wall fixing lug	NSYFCMX

Eyebolts



Description	References
Eyebolts	NSYSMXEB

Hygienic Feet for SMX



H (mm)	References
140 to 200	NSYPHX200

Coupling Kit



Description	References
Coupling kit	NSYSFBK19 + NSYSFXJG

Lifting Bracket



H (mm)	References
Lifting bracket	NSYPUNX

Door Switch for SFX



Description	References
Door switch	NSYDCM20

Closure Option



Description	Pack.	References
Spare handle	1	NSYMC SX
5 mm double-bar insert	1	NSYTDB5ME
Padlocking device	1	NSYBCME
Barrel and key 405ME	1	NSYTCL405ME
Barrel and key 610	1	NSYTCL610ME
Barrel and key 1242E	1	NSYTL1242EME

Top-mounting Accessories Canopy for SMX and SFX



For enclosures with dimensions (mm)		References	
W	D	SMX	SFX
600	400	NSYSCMX6040	NSYSCX6040
600	500	-	NSYSCX6050
800	400	NSYSCMX8040	NSYSCX8040
800	500	NSYSCMX8050	-
800	600	-	NSYSCX8060
1000	300	NSYSCMX10030	-
1000	400	NSYSCMX10040	-
1000	600	-	NSYSCX10060
1200	400	NSYSCMX12040	NSYSCX12040
1200	500	NSYSCMX12050	NSYSCX12050*
1200	600	-	NSYSCX12060
1600	400	NSYSCMX16040	NSYSCX16040*
1600	600	NSYSCMX16060	NSYSCX16060*

* Used when coupling 2 SFX together.



Panel**SeT** TBS - TBP and Thalassa Insulating Enclosures

Thermoplastic Industrial Boxes	p.32
Insulated Modular Boxes	p.33
Polyester Wall-Mounting Enclosures	p.34
Polyester Floor-Standing Enclosures	p.36




PanelSeT TBS, TBP Thermoplastic Industrial Boxes

PanelSeT TBS, TBP Industrial Boxes



Overall external dimensions (mm)			Overall internal dimensions (mm)			Body (mm)	Cover (mm)	Minor pack.	Cover screw	ABS boxe covers		PC-UL boxe covers	
H	W	D	H	W	D					Opaque	Transparent	Opaque	Transparent
74	74	54	65	65	47	37	10	5	Metal	NSYTBS775	-	NSYTBP775	-
89	89	54	80	80	47	37	10	5	Metal	NSYTBS885	-	NSYTBP885	-
116	74	62	105	65	55	45	10	5	Metal	NSYTBS1176	-	NSYTBP1176	-
116	116	62	105	105	55	45	10	5	Plastic	NSYTBS11116	-	NSYTBP11116	-
138	93	72	125	80	65	45	20	2	Plastic	NSYTBS1397	NSYTBS1397T	NSYTBP1397	NSYTBP1397T
164	121	87	150	105	80	60	20	2	Plastic	NSYTBS16128	NSYTBS16128T	NSYTBP16128	NSYTBP16128T
192	121	87	175	105	80	60	20	2	Plastic	NSYTBS19128	NSYTBS19128T	NSYTBP19128	NSYTBP19128T
192	164	87	175	150	80	60	20	1	Plastic	NSYTBS19168	NSYTBS19168T	NSYTBP19168	NSYTBP19168T
241	194	87	225	175	80	60	20	1	Plastic	NSYTBS24198	NSYTBS24198T	NSYTBP24198	NSYTBP24198T
241	194	107	225	175	100	80	20	1	Plastic	NSYTBS241910	NSYTBS241910T	NSYTBP241910	NSYTBP241910T
291	241	88	275	225	80	60	20	1	Plastic	NSYTBS29248	NSYTBS29248T	NSYTBP29248	NSYTBP29248T
291	241	128	275	225	120	100	20	1	Plastic	NSYTBS292412	NSYTBS292412T	NSYTBP292412	NSYTBP292412T
341	291	128	325	275	120	100	20	1	Plastic	NSYTBS342912	NSYTBS342912T	NSYTBP342912	NSYTBP342912T

PanelSeT TBS and TBP High Covers



Overall external dimensions (mm)			Overall internal dimensions (mm)			Body (mm)	Cover (mm)	Minor pack.	Cover screw	ABS boxe covers		PC-UL boxe covers	
H	W	D	H	W	D					Opaque	Transparent	Opaque	Transparent
116	74	94	105	65	85	45	40	3	Metal	NSYTBS1179H	-	-	-
116	116	133	105	105	125	45	80	2	Plastic	NSYTBS111113H	-	-	-
192	121	105	175	105	100	60	40	2	Plastic	NSYTBS191210H	NSYTBS191210HT	NSYTBP191210H	NSYTBP191210HT
192	164	105	175	150	100	60	40	1	Plastic	NSYTBS191610H	NSYTBS191610HT	NSYTBP191610H	NSYTBP191610HT
241	194	107	225	175	100	60	40	1	Plastic	NSYTBS241910H	NSYTBS241910HT	NSYTBP241910H	NSYTBP241910HT
241	194	127	225	175	120	80	40	1	Plastic	NSYTBS241912H	NSYTBS241912HT	NSYTBP241912H	NSYTBP241912HT
291	241	128	275	225	120	60	60	1	Plastic	NSYTBS292412H	NSYTBS292412HT	NSYTBP292412H	NSYTBP292412HT
291	241	168	275	225	160	100	60	1	Plastic	NSYTBS292416H	NSYTBS292416HT	NSYTBP292416H	NSYTBP292416HT
341	291	168	325	275	160	100	60	1	Plastic	NSYTBS342916H	NSYTBS342916HT	NSYTBP342916H	NSYTBP342916HT



Thalassa PLS IP66 - IK09 - RAL 7035




Dimensions (mm)			Complete box		
H	W	D	Transparent cover	Opaque cover	Polyester cover
180	270	180	NSYPLS1827G	NSYPLSC1827G	NSYPLSP1827G
270	270	180	NSYPLS2727G	NSYPLSC2727G	NSYPLSP2727G
270	270	230	NSYPLS2727AG	NSYPLSC2727AG	-
270	360	180	NSYPLS2736G	NSYPLSC2736G	NSYPLSP2736G
270	360	230	NSYPLS2736AG	NSYPLSC2736AG	-
270	540	180	NSYPLS2754G	NSYPLSC2754G	NSYPLSP2754G
270	540	230	NSYPLS2754AG	NSYPLSC2754AG	-
360	360	180	NSYPLS3636G	NSYPLSC3636G	NSYPLSP3636G
360	540	180	NSYPLS3654G	NSYPLSC3654G	NSYPLSP3654G
360	540	230	NSYPLS3654AG	NSYPLSC3654AG	-
360	720	230	NSYPLS3672AG	NSYPLSC3672AG	-
540	540	180	NSYPLS5454G	NSYPLSC5454G	NSYPLSP5454G
540	540	230	NSYPLS5454AG	NSYPLSC5454AG	-
540	720	230	NSYPLS5472AG	NSYPLSC5472AG	-

Rear Low covers High covers



Dimensions (mm)			135 mm	45 mm			95 mm	
H	W	D		Transparent	Opaque	Polyester	Transparent	Opaque
180	270	180	NSYFPLS1827G	NSYTPLS1827	NSYTPLSC1827G	NSYTPLSP1827G	-	-
270	270	180	NSYFPLS2727G	NSYTPLS2727	NSYTPLSC2727G	NSYTPLSP2727G	-	-
270	270	230	NSYFPLS2727G	-	-	-	NSYTPLS2727A	NSYTPLSC2727AG
270	360	180	NSYFPLS2736G	NSYTPLS2736	NSYTPLSC2736G	NSYTPLSP2736G	-	-
270	360	230	NSYFPLS2736G	-	-	-	NSYTPLS2736A	NSYTPLSC2736AG
270	540	180	NSYFPLS2754G	NSYTPLS2754	NSYTPLSC2754G	NSYTPLSP2754G	-	-
270	540	230	NSYFPLS2754G	-	-	-	NSYTPLS2754A	NSYTPLSC2754AG
360	360	180	NSYFPLS3636G	NSYTPLS3636	NSYTPLSC3636G	NSYTPLSP3636G	-	-
360	540	180	NSYFPLS3654G	NSYTPLS3654	NSYTPLSC3654G	NSYTPLSP3654G	-	-
360	540	230	NSYFPLS3654G	-	-	-	NSYTPLS3654A	NSYTPLSC3654AG
360	720	230	NSYFPLS3672G	-	-	-	NSYTPLS3672A	NSYTPLSC3672AG
540	540	180	NSYFPLS5454G	NSYTPLS5454	NSYTPLSC5454G	NSYTPLSP5454G	-	-
540	540	230	NSYFPLS5454G	-	-	-	NSYTPLS5454A	NSYTPLSC5454AG
540	720	230	NSYFPLS5472G	-	-	-	NSYTPLS5472A	NSYTPLSC5472AG

Wall Fixing Lugs



Description	References
Steel mounting lugs	NSYPF27N
Stainless steel mounting lugs	NSYPF27X

Coupling Frames



Opening (mm)	References	References
110	NSYUM27180	
200	NSYUM27270	NSYUCC270 ⁽¹⁾
290	NSYUM27360	NSYUCC360 ⁽¹⁾

(1) References by unit. Order by multiples of 10 units (10, 20, 30, etc.).

Side Plates



Dimensions (mm)	References
200	NSYTTL27270G
290	NSYTTL27360G

Polyester Wall-Mounting Enclosures

Glassfiber Reinforced Polyester

Thalassa PLM IP66 - IK10 ⁽¹⁾ - RAL 7035



External dimensions (mm)			ABS/PC wall-mounting enclosures		Polyester wall-mounting enclosures			
H	W	D	Plain door	Transp. door	Plain door	Transp. door	Plain door 3-point closure	Transp. door 3-point closure
310	215	160	NSYPLM32G	NSYPLM32TG	-	-	-	-
308	255	160	-	-	NSYPLM3025G	NSYPLM3025TG	-	-
430	330	200	-	-	NSYPLM43G	NSYPLM43TG	NSYPLM43VG	NSYPLM43TVG
530	430	200	-	-	NSYPLM54G	NSYPLM54TG	NSYPLM54VG	NSYPLM54TVG
647	436	250	-	-	NSYPLM64G	NSYPLM64TG	NSYPLM64VG	NSYPLM64TVG
747	536	300	-	-	NSYPLM75G	NSYPLM75TG	NSYPLM75VG	NSYPLM75TVG
847	636	300	-	-	NSYPLM86G	NSYPLM86TG	NSYPLM86VG	NSYPLM86TVG
1056	852	350	-	-	NSYPLM108G	NSYPLM108TG	-	-

(1) Transparent doors: IK08.

Thalassa PLM Accessories

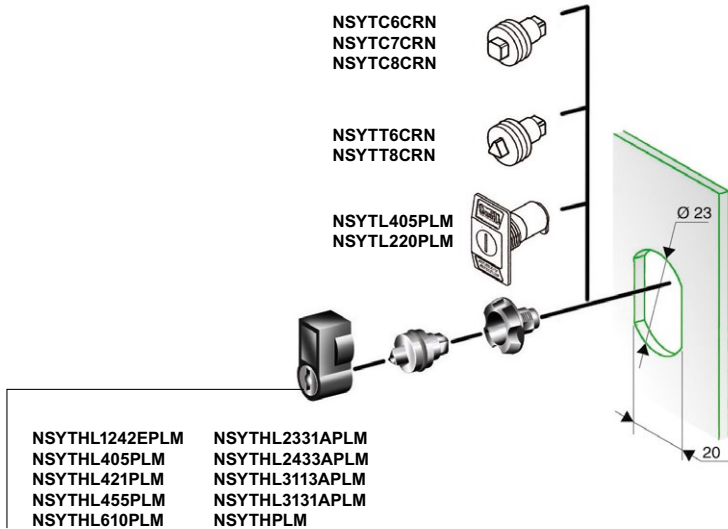
PLM range accessories



External dimensions (mm)			Step slides	Padlocking	Post-fixing device	Floor-mounting pillar	Internal door	Blanking plates
H	W	D						
310	215	160	-	-	-	-	-	NSYCEPLMAG
308	255	160	-	-	-	-	NSYPA3025PLMG	-
430	330	200	NSYDPLM200	NSYKPLM	NSYSFP300	-	NSYPAP43G	NSYCEPLMBG
530	430	200	NSYDPLM200	NSYKPLM	NSYSFP400	NSYSFSPLMG	NSYPAP54G	NSYCEPLMBG
647	436	250	NSYDPLM250	NSYKPLM	NSYSFP400	NSYSFSPLMG	NSYPAP64G	NSYCEPLMCG
747	536	300	NSYDPLM300	NSYKPLM	NSYSFP500	-	NSYPAP75G	NSYCEPLMCG
847	636	300	NSYDPLM300	NSYKPLM	NSYSFP600	-	NSYPAP86G	NSYCEPLMCG
1056	852	350	NSYDPLM350	NSYBCPL	-	-	NSYPAP108G	-

Thalassa PLM Polyester Wall-Mounting Enclosures

Options to Transform the Locks with Double-Bar Inserts



Type of barrel	References
Key 1242 E	NSYTHL1242EPLM
Key 405	NSYTHL405PLM
Key 421	NSYTHL421PLM
Key 455	NSYTHL455PLM
Key 2331 A	NSYTHL2331APLM
Key 2433 A	NSYTHL2433APLM
Key 3113 A	NSYTHL3113APLM
Key 3131A	NSYTHL3131APLM
Manual	NSYTHPLM

Name	References
6 mm male square	NSYTC6CRN
7 mm male square	NSYTC7CRN
8 mm male square	NSYTC8CRN
6.5 mm male triangle	NSYTT6CRN
8 mm male triangle	NSYTT8CRN
Lock and key 405	NSYTL405PLM
Lock and key 220	NSYTL220PLM

Water Drain Plug and Ventilation Louvres




Name	Reference
Water drain plug	NSYVEA9
Ventilation louvres	NSYCAG35LP

ZM Plinth for PLM Enclosure



For enclosure				Plinth RAL 7035				Cable opening area	
H	W	D	References	H	W	D	References	W	D
747	536	300	NSYPLM75G	200	456	302	NSYZM253G	256	252
847	636	300	NSYPLM86G	200	556	302	NSYZM263G	356	252
1056	852	350	NSYPLM108G	200	772	352	NSYZM283G	572	302

Wall-Fixing Lugs



Material	References
Polyamide	NSYFPFLMG NSYFPFLM32G ⁽¹⁾
Stainless steel	NSYFPXPLM

(1) Exclusive for enclosures ref. NSYPLM32G and NSYPLM32TG.

Thalassa PLM Landscape Horizontal Format



External dimensions (mm)			Thalassa PLM Landscape RAL 7035		Associated canopy
H	W	D	Number of locks	References	References
536	747	300	2	NSYPLM57G	NSYCSA57
636	847	300	2	NSYPLM68G	NSYCSA68
852	1056	350	1	NSYPLM810G	NSYCSA810

Polyester Floor-Standing Enclosures

Thalassa PLA(Z) - IP65

Thalassa PLA(Z) IP65 - IK10 - RAL 7035



External dimensions (mm)				Completely sealed enclosures		Enclosures with plinth-type open bottom part	Canopy	Cable-entry plate
				References of enclosures with door				
H	W	D	No. of doors	Plain	Glazed	Plain		
500	500	320	1	NSYPLA553G	NSYPLA553TG	NSYPLAZ553G	NSYTJPLA53G	NSYECPLAZ53G
500	500	420	1	NSYPLA554G	NSYPLA554TG	NSYPLAZ554G	NSYTJPLA54G	NSYECPLAZ54G
500	750	320	1	NSYPLA573G	NSYPLA573TG	NSYPLAZ573G	NSYTJPLA73G	NSYECPLAZ73G
500	750	420	1	NSYPLA574G	NSYPLA574TG	NSYPLAZ574G	NSYTJPLA74G	NSYECPLAZ74G
500	1000	320	2	NSYPLA5103G	NSYPLA5103TG	NSYPLAZ5103G	NSYTJPLA103G	NSYECPLAZ103G
500	1000	420	2	NSYPLA5104G	NSYPLA5104TG	NSYPLAZ5104G	NSYTJPLA104G	NSYECPLAZ104G
500	1250	320	2	NSYPLA5123G	NSYPLA5123TG	NSYPLAZ5123G	NSYTJPLA123G	NSYECPLAZ123G
500	1250	420	2	NSYPLA5124G	NSYPLA5124TG	NSYPLAZ5124G	NSYTJPLA124G	NSYECPLAZ124G
750	500	320	1	NSYPLA753G	NSYPLA753TG	NSYPLAZ753G	NSYTJPLA53G	NSYECPLAZ53G
750	500	420	1	NSYPLA754G	NSYPLA754TG	NSYPLAZ754G	NSYTJPLA54G	NSYECPLAZ54G
750	750	320	1	NSYPLA773G	NSYPLA773TG	NSYPLAZ773G	NSYTJPLA73G	NSYECPLAZ73G
750	750	420	1	NSYPLA774G	NSYPLA774TG	NSYPLAZ774G	NSYTJPLA74G	NSYECPLAZ74G
750	750	620	1	NSYPLA776G	NSYPLA776TG	NSYPLAZ776G	NSYTJPLA76G	-
750	1000	320	2	NSYPLA7103G	NSYPLA7103TG	NSYPLAZ7103G	NSYTJPLA103G	NSYECPLAZ103G
750	1000	420	2	NSYPLA7104G	NSYPLA7104TG	NSYPLAZ7104G	NSYTJPLA104G	NSYECPLAZ104G
750	1250	320	2	NSYPLA7123G	NSYPLA7123TG	NSYPLAZ7123G	NSYTJPLA123G	NSYECPLAZ123G
750	1250	420	2	NSYPLA7124G	NSYPLA7124TG	NSYPLAZ7124G	NSYTJPLA124G	NSYECPLAZ124G
1000	500	320	1	NSYPLA1053G	NSYPLA1053TG	NSYPLAZ1053G	NSYTJPLA53G	NSYECPLAZ53G
1000	500	420	1	NSYPLA1054G	NSYPLA1054TG	NSYPLAZ1054G	NSYTJPLA54G	NSYECPLAZ54G
1000	750	320	1	NSYPLA1073G	NSYPLA1073TG	NSYPLAZ1073G	NSYTJPLA73G	NSYECPLAZ73G
1000	750	420	1	NSYPLA1074G	NSYPLA1074TG	NSYPLAZ1074G	NSYTJPLA74G	NSYECPLAZ74G
1000	1000	320	2	NSYPLA10103G	NSYPLA10103TG	NSYPLAZ10103G	NSYTJPLA103G	NSYECPLAZ103G
1000	1000	420	2	NSYPLA10104G	NSYPLA10104TG	NSYPLAZ10104G	NSYTJPLA104G	NSYECPLAZ104G
1000	1250	320	2	NSYPLA10123G	NSYPLA10123TG	NSYPLAZ10123G	NSYTJPLA123G	NSYECPLAZ123G
1000	1250	420	2	NSYPLA10124G	NSYPLA10124TG	NSYPLAZ10124G	NSYTJPLA124G	NSYECPLAZ124G
1250	500	320	1	NSYPLA1253G	NSYPLA1253TG	NSYPLAZ1253G	NSYTJPLA53G	NSYECPLAZ53G
1250	500	420	1	NSYPLA1254G	NSYPLA1254TG	NSYPLAZ1254G	NSYTJPLA54G	NSYECPLAZ54G
1250	750	320	1	NSYPLA1273G	NSYPLA1273TG	NSYPLAZ1273G	NSYTJPLA73G	NSYECPLAZ73G
1250	750	420	1	NSYPLA1274G	NSYPLA1274TG	NSYPLAZ1274G	NSYTJPLA74G	NSYECPLAZ74G
1250	750	620	1	NSYPLA1276G	NSYPLA1276TG	NSYPLAZ1276G	NSYTJPLA76G	-
1250	1000	320	2	NSYPLA12103G	NSYPLA12103TG	NSYPLAZ12103G	NSYTJPLA103G	NSYECPLAZ103G
1250	1000	420	2	NSYPLA12104G	NSYPLA12104TG	NSYPLAZ12104G	NSYTJPLA104G	NSYECPLAZ104G
1250	1250	320	2	NSYPLA12123G	NSYPLA12123TG	NSYPLAZ12123G	NSYTJPLA123G	NSYECPLAZ123G
1250	1250	420	2	NSYPLA12124G	NSYPLA12124TG	NSYPLAZ12124G	NSYTJPLA124G	NSYECPLAZ124G
1250	1250	620	2	NSYPLA12126G	NSYPLA12126TG	NSYPLAZ12126G	NSYTJPLA126G	-
1500	500	320	1	NSYPLA1553G	NSYPLA1553TG	NSYPLAZ1553G	NSYTJPLA53G	NSYECPLAZ53G
1500	500	420	1	NSYPLA1554G	NSYPLA1554TG	NSYPLAZ1554G	NSYTJPLA54G	NSYECPLAZ54G
1500	750	320	1	NSYPLA1573G	NSYPLA1573TG	NSYPLAZ1573G	NSYTJPLA73G	NSYECPLAZ73G
1500	750	420	1	NSYPLA1574G	NSYPLA1574TG	NSYPLAZ1574G	NSYTJPLA74G	NSYECPLAZ74G
1500	750	620	1	NSYPLA1576G	NSYPLA1576TG	NSYPLAZ1576G	NSYTJPLA76G	-
1500	1000	320	2	NSYPLA15103G	NSYPLA15103TG	NSYPLAZ15103G	NSYTJPLA103G	NSYECPLAZ103G
1500	1000	420	2	NSYPLA15104G	NSYPLA15104TG	NSYPLAZ15104G	NSYTJPLA104G	NSYECPLAZ104G
1500	1250	320	2	NSYPLA15123G	NSYPLA15123TG	NSYPLAZ15123G	NSYTJPLA123G	NSYECPLAZ123G
1500	1250	420	2	NSYPLA15124G	NSYPLA15124TG	NSYPLAZ15124G	NSYTJPLA124G	NSYECPLAZ124G
1500	1250	620	2	NSYPLA15126G	NSYPLA15126TG	NSYPLAZ15126G	NSYTJPLA126G	-
2000	750	420	1	NSYPLA2074G	NSYPLA2074TG	NSYPLAZ2074G	NSYTJPLA74G	NSYECPLAZ74G

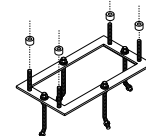
Plinths for PLA(T) Type Enclosures

For enclosure

200 mm ZA plinth - RAL 7035

60 mm N plinth - RAL 7035

Floor-fixing frame



W	D	References	References	References	References
500	320	NSYPLA(T) ● 53G	NSYZA253G	NSYZNPLA53G	-
750	320	NSYPLA(T) ● 73G	NSYZA273G	NSYZNPLA73G	-
1000	320	NSYPLA(T) ● 103G	NSYZA2103G	NSYZNPLA103G	-
1250	320	NSYPLA(T) ● 123G	NSYZA2123G	NSYZNPLA123G	-
500	420	NSYPLA(T) ● 54G	NSYZA254G	NSYZNPLA54G	NSYMFPLAZ54
1000	420	NSYPLA(T) ● 104G	NSYZA2104G	NSYZNPLA104G	NSYMFPLAZ104
1250	420	NSYPLA(T) ● 124G	NSYZA2124G	NSYZNPLA124G	NSYMFPLAZ124
750	620	NSYPLA(T) ● 76G	NSYZA276G	-	-
1250	620	NSYPLA(T) ● 126G	NSYZA2126G	-	-
750	420	NSYPLA(T) ● 74G	NSYZA274G	NSYZNPLA74G	NSYMFPLAZ74

Thalassa PLA Polyester Floor-Standing Enclosures

Thalassa PLA(Z)T - IP44

Thalassa PLA(Z)T IP44 - IK10 - RAL 7035		Horizontal coupling kits	Inner door	Heavy Duty range			
With ventilated canopy	With plinth-type open bottom part and ventilated canopy			Outdoor Heavy Duty enclosures		Ventilated ZZ plinths 200 mm	Roof ventilation module
With door	With door		With door				
Plain	Plain		Anti-posting	Plain			
NSYPLAT553G	NSYPLAZT553G	NSYMUPLA53G	NSYPAPLA55G	-	NSYPHDT553P	-	-
NSYPLAT554G	NSYPLAZT554G	NSYMUPLA54G	NSYPAPLA55G	-	-	-	-
NSYPLAT573G	NSYPLAZT573G	NSYMUPLA53G	NSYPAPLA57G	-	-	-	-
NSYPLAT574G	NSYPLAZT574G	NSYMUPLA54G	NSYPAPLA57G	-	-	-	-
NSYPLAT5103G	NSYPLAZT5103G	NSYMUPLA53G	2 x NSYPAPLA55G	-	-	-	-
NSYPLAT5104G	NSYPLAZT5104G	NSYMUPLA54G	2 x NSYPAPLA55G	-	-	-	-
NSYPLAT5123G	NSYPLAZT5123G	NSYMUPLA53G	NSYPAPLA55G + NSYPAPLA57G	-	-	-	-
NSYPLAT5124G	NSYPLAZT5124G	NSYMUPLA54G	NSYPAPLA55G + NSYPAPLA57G	-	-	-	-
NSYPLAT753G	NSYPLAZT753G	NSYMUPLA73G	NSYPAPLA75G	-	NSYPHDT753P	-	-
NSYPLAT754G	NSYPLAZT754G	NSYMUPLA74G	NSYPAPLA75G	-	-	-	-
NSYPLAT773G	NSYPLAZT773G	NSYMUPLA73G	NSYPAPLA77G	-	-	-	-
NSYPLAT774G	NSYPLAZT774G	NSYMUPLA74G	NSYPAPLA77G	NSYPHDZT774	NSYPHDZT774P	NSYZZ274VHD	NSYPCVR74HD
NSYPLAT776G	NSYPLAZT776G	NSYMUPLA76G	NSYPAPLA77G	NSYPHDZT776	NSYPHDZT776P	NSYZZ276VHD	NSYPCVR76HD
NSYPLAT7103G	NSYPLAZT7103G	NSYMUPLA73G	2 x NSYPAPLA75G	-	-	-	-
NSYPLAT7104G	NSYPLAZT7104G	NSYMUPLA74G	2 x NSYPAPLA75G	-	-	-	-
NSYPLAT7123G	NSYPLAZT7123G	NSYMUPLA73G	NSYPAPLA75G + NSYPAPLA77G	-	-	-	-
NSYPLAT7124G	NSYPLAZT7124G	NSYMUPLA74G	NSYPAPLA75G + NSYPAPLA77G	-	-	-	-
NSYPLAT1053G	NSYPLAZT1053G	NSYMUPLA103G	NSYPAPLA105G	-	-	-	-
NSYPLAT1054G	NSYPLAZT1054G	NSYMUPLA104G	NSYPAPLA105G	NSYPHDZT1054	NSYPHDZT1054P	NSYZZ254VHD	NSYPCVR54HD
NSYPLAT1073G	NSYPLAZT1073G	NSYMUPLA103G	NSYPAPLA107G	-	-	-	-
NSYPLAT1074G	NSYPLAZT1074G	NSYMUPLA104G	NSYPAPLA107G	NSYPHDZT1074	NSYPHDZT1074P	NSYZZ274VHD	NSYPCVR74HD
NSYPLAT10103G	NSYPLAZT10103G	NSYMUPLA103G	2 x NSYPAPLA105G	-	-	-	-
NSYPLAT10104G	NSYPLAZT10104G	NSYMUPLA104G	2 x NSYPAPLA105G	-	-	-	-
NSYPLAT10123G	NSYPLAZT10123G	NSYMUPLA103G	NSYPAPLA105 + NSYPAPLA107G	-	-	-	-
NSYPLAT10124G	NSYPLAZT10124G	NSYMUPLA104G	NSYPAPLA105 + NSYPAPLA107G	-	-	-	-
NSYPLAT1253G	NSYPLAZT1253G	NSYMUPLA123G	NSYPAPLA125G	-	-	-	-
NSYPLAT1254G	NSYPLAZT1254G	NSYMUPLA124G	NSYPAPLA125G	NSYPHDZT1254	NSYPHDZT1254P	NSYZZ254VHD	NSYPCVR54HD
NSYPLAT1273G	NSYPLAZT1273G	NSYMUPLA123G	NSYPAPLA127G	-	-	-	-
NSYPLAT1274G	NSYPLAZT1274G	NSYMUPLA124G	NSYPAPLA127G	NSYPHDZT1274	NSYPHDZT1274P	NSYZZ274VHD	NSYPCVR74HD
NSYPLAT1276G	NSYPLAZT1276G	NSYMUPLA126G	NSYPAPLA127G	NSYPHDZT1276	NSYPHDZT1276P	NSYZZ276VHD	NSYPCVR76HD
NSYPLAT12103G	NSYPLAZT12103G	NSYMUPLA123G	2 x NSYPAPLA125G	-	-	-	-
NSYPLAT12104G	NSYPLAZT12104G	NSYMUPLA124G	2 x NSYPAPLA125G	-	-	-	-
NSYPLAT12123G	NSYPLAZT12123G	NSYMUPLA123G	NSYPAPLA125G + NSYPAPLA127G	-	-	-	-
NSYPLAT12124G	NSYPLAZT12124G	NSYMUPLA124G	NSYPAPLA125G + NSYPAPLA127G	NSYPHDZT12124	NSYPHDZT12124P	NSYZZ2124VHD	NSYPCVR124HD
NSYPLAT12126G	NSYPLAZT12126G	NSYMUPLA126G	NSYPAPLA125G + NSYPAPLA127G	NSYPHDZT12126	NSYPHDZT12126P	NSYZZ2126VHD	NSYPCVR126HD
NSYPLAT1553G	NSYPLAZT1553G	NSYMUPLA153G	NSYPAPLA155G	-	-	-	-
NSYPLAT1554G	NSYPLAZT1554G	NSYMUPLA154G	NSYPAPLA155G	-	-	-	-
NSYPLAT1573G	NSYPLAZT1573G	NSYMUPLA153G	NSYPAPLA157G	-	-	-	-
NSYPLAT1574G	NSYPLAZT1574G	NSYMUPLA154G	NSYPAPLA157G	NSYPHDZT1574	NSYPHDZT1574P	NSYZZ274VHD	NSYPCVR74HD
NSYPLAT1576G	NSYPLAZT1576G	NSYMUPLA156G	NSYPAPLA157G	NSYPHDZT1576	NSYPHDZT1576P	NSYZZ276VHD	NSYPCVR76HD
NSYPLAT15103G	NSYPLAZT15103G	NSYMUPLA153G	2 x NSYPAPLA155G	-	-	-	-
NSYPLAT15104G	NSYPLAZT15104G	NSYMUPLA154G	2 x NSYPAPLA155G	-	-	-	-
NSYPLAT15123G	NSYPLAZT15123G	NSYMUPLA153G	NSYPAPLA155G + NSYPAPLA157G	-	-	-	-
NSYPLAT15124G	NSYPLAZT15124G	NSYMUPLA154G	NSYPAPLA155G + NSYPAPLA157G	NSYPHDZT15124	NSYPHDZT15124P	NSYZZ2124VHD	NSYPCVR124HD
NSYPLAT15126G	NSYPLAZT15126G	NSYMUPLA156G	NSYPAPLA155G + NSYPAPLA157G	NSYPHDZT15126	NSYPHDZT15126P	NSYZZ2126VHD	NSYPCVR126HD
NSYPLAT2074G	NSYPLAZT2074G	-	-	NSYPHDZT2074	NSYPHDZT2074P	NSYZZ274VHD	NSYPCVR74HD

3

Plinths for PLAZ(T) Type Enclosures

For enclosure		ZZ plinth		H plinth	Wall-fixing lugs	
W	D	References	200 mm - RAL 7035	500 mm - RAL 7035	900 mm - RAL 7035	References
500	320	NSYPLAZ(T) ● 53G	NSYZZ253G	NSYZZ553G	NSYZHPLA53G	NSYFMPLA
750	320	NSYPLAZ(T) ● 73G	NSYZZ273G	NSYZZ573G	NSYZHPLA73G	NSYFMPLA
1000	320	NSYPLAZ(T) ● 103G	NSYZZ2103G	NSYZZ5103G	NSYZHPLA103G	NSYFMPLA
1250	320	NSYPLAZ(T) ● 123G	NSYZZ2123G	NSYZZ5123G	NSYZHPLA123G	NSYFMPLA
500	420	NSYPLAZ(T) ● 54G	NSYZZ254G	NSYZZ554G	NSYZHPLA54G	NSYFMPLA
1000	420	NSYPLAZ(T) ● 104G	NSYZZ2104G	NSYZZ5104G	NSYZHPLA104G	NSYFMPLA
1250	420	NSYPLAZ(T) ● 124G	NSYZZ2124G	NSYZZ5124G	NSYZHPLA124G	NSYFMPLA
750	620	NSYPLAZ(T) ● 76G	NSYZZ276G	-	-	NSYFMPLA
1250	620	NSYPLAZ(T) ● 126G	NSYZZ2126G	-	-	NSYFMPLA
750	420	NSYPLAZ(T) ● 74G	NSYZZ274G	NSYZZ574G	NSYZHPLA74G	NSYFMPLA




ClimaSys Thermal Management System

Smart Ventilation	p.40
Air Exchangers	p.41
Cooling Units	p.42
Resistance Heaters	p.43
Thermal Control	p.44
Thermal Accessories	p.44

ClimaSys Thermal Management System

ClimaSys CV Smart Ventilation System ⁽¹⁾

Ingress protection rating: IP54 Color: Smokey black RAL 9005



Filterstat communication cable
Black unshielded cable with 2 connectors on each side (Material: PVC)



Flow (m3/h)	Voltage (V)	Fan references ⁽²⁾	Grid references ⁽³⁾
34	115	NSYCVF38M115DG	NSYCAG92DG
	230	NSYCVF38M230DG	NSYCAG92DG
74	115	NSYCVF85M115DG	NSYCAG125DG
	230	NSYCVF85M230DG	NSYCAG125DG
142	115	NSYCVF165M115DG	NSYCAG223DG
	230	NSYCVF165M230DG	NSYCAG223DG
259	115	NSYCVF300M115DG	NSYCAG223DG
	230	NSYCVF300M230DG	NSYCAG223DG
502	115	NSYCVF560M115DG	NSYCAG291DG
	230	NSYCVF560M230DG	NSYCAG291DG
638	115	NSYCVF850M115DG	NSYCAG291DG
	230	NSYCVF850M230DG	NSYCAG291DG
783	230	NSYCVF850M230DG	NSYCAG291DG
	400	NSYCVF850M400DG	NSYCAG291DG

Length (mm)	Cable references
1000	NSYCCA100MFST
2000	NSYCCA200MFST
3000	NSYCCA300MFST
4000	NSYCCA400MFST
5000	NSYCCA500MFST

(1) The smart fan must be connected to the Filterstat controller that transmits the information and alarms.
 (2) NSYCV...DG fan supply includes: fan rpm sensor and smart filter with dust sensor.
 (3) The supply of the NSYCAG...DG smart grids includes: 1 smart filter G2 and dust sensor.

ClimaSys Smart Ventilation Controllers

Filterstat Controllers	Thermal hub	IP55 door installation frame
------------------------	-------------	------------------------------

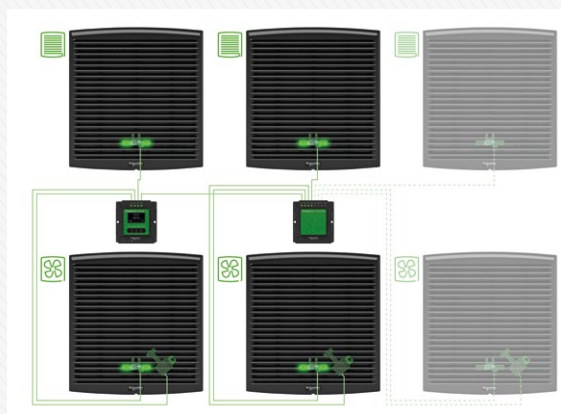


Voltage (V)	References	References	References
30V AC/DC	NSYCCOFST30V	NSYCCOFSEM8U1	NSYCCOFR55
90-250V AC	NSYCCOFST90250V	NSYCCOFSEM8U2	
No. of ports	4	8	

ClimaSys Smart Ventilation System



Keep ventilation efficiency continuously up with real-time monitoring of critical airflow functions



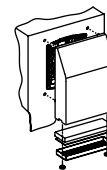
Scan this QR code to download the brochure

Thermal Management System

ClimaSys CV: Ventilation Systems



Forced ventilation



Fan flow rate (m3/h)			Voltage (V)	Fan with filter	Outlet grille	Covers		
Free with filter	With 1 outlet grille	With 2 outlet grilles				IP55 Steel	IP55 Stainless steel	IP55 EMC Steel
50 Hz	50 Hz	50 Hz		IP54 - RAL 7035	IP54 - RAL 7035			
38	25	33	230	NSYCVF38M230PF				
38	27	35	115	NSYCVF38M115PF	NSYCAG92LPF	-	-	-
58	39	47	24 DC	NSYCVF38M24DPF				
44	34	41	48 DC	NSYCVF38M48DPF				
85	63	71	230	NSYCVF85M230PF				
79	65	73	115	NSYCVF85M115PF	NSYCAG125LPF	NSYCAP125LZF	NSYCAP125LXF	NSYCAP125LE
80	57	77	24 DC	NSYCVF85M24DPF				
79	59	68	48 DC	NSYCVF85M48DPF				
165	153	161	230	NSYCVF165M230PF				
164	153	161	115	NSYCVF165M115PF				
188	171	179	24 DC	NSYCVF165M24DPF				
193	171	179	48 DC	NSYCVF165M48DPF	NSYCAG223LPF	NSYCAP223LZF	NSYCAP223LXF	NSYCAP223LE
302	260	268	230	NSYCVF300M230PF				
302	263	271	115	NSYCVF300M115PF				
262	221	229	24 DC	NSYCVF300M24DPF				
247	210	218	48 DC	NSYCVF300M48DPF				
562	473	481	230	NSYCVF560M230PF				
582	485	494	115	NSYCVF560M115PF	NSYCAG291LPF	NSYCAP291LZF	NSYCAP291LXF	NSYCAP291LE
838	718	728	230	NSYCVF850M230PF				
983	843	854	115	NSYCVF850M115PF				
931	798	809	400	NSYCVF850M400PF				

4

ClimaSys CE: Air-Air Exchangers



Side-mounting models - 230V - IP55	
Specific power (W/K)	References
22	NSYCEA22E
36	NSYCEA36
50	NSYCEA50
80	NSYCEA80

ClimaSys CE: Air-Water Exchangers



Side-mounting models - IP55			Top-mounting model - IP54	
Cooling power W10A35 (W)	Hydraulic circuit maximum pressure	Voltage (V)	References Steel	References
1000	5 bar	1 x 230	NSYCEW1K	-
1750	5 bar	1 x 230	NSYCEW1K8	-
2500	5 bar	1 x 230	NSYCEW2K5	NSYCEW2K5R
3500	5 bar	1 x 230	NSYCEW3K5	-
4500	5 bar	1 x 230	NSYCEW4K5	-
6000	5 bar	1 x 230	NSYCEW6K	-
6000	8 bar	2 x 400-440	NSYCEW6K2P4	-

Thermal Management System

ClimaSys CU: Cooling Units



Cooling power L35-L35	Voltage (V AC)	Side-mounting models IP55		Outdoor mounting models IP55	Roof-mounting models IP54
		Steel	Stainless steel	Steel	Steel
350 W	EN IEC: 220-240V ~ 50 Hz UL: 230 V ± 6% 60 Hz 1~	NSYCU350DG	NSYCUX350DG	NSYCUHD350DG	-
650 W	EN IEC: 220-240V ~ 50 Hz UL: 230 V ± 6% 60 Hz 1~	NSYCU600DG	NSYCUX600DG	NSYCUHD600DG	NSYCU600RDG
850 W	EN IEC: 220-240V ~ 50 Hz UL: 230V ± 6% 60 Hz 1~	-	-	-	NSYCU800RDG
850 W	EN IEC: 380-415V 50 Hz 2~ UL: 460V ± 6% 60 Hz 2~	-	-	-	NSYCU8002P4RDG
900 W	EN IEC: 220-240V ~ 50 Hz UL: 230 V ± 6% 60 Hz 1~	NSYCU800DG	-	NSYCUHD800DG	-
900 W	EN IEC: 380-415V 50 Hz 2~ UL: 400V / 460V ± 6% 60 Hz 2~	NSYCU8002P4DG	-	-	-
1000 W	EN IEC: 220-240V ~ 50 Hz UL: 230 V ± 6% 60 Hz 1~	NSYCU1KDG	NSYCUX1KDG	NSYCUHD1KDG	-
1000 W	EN IEC: 380-415V 50 Hz 2~ UL: 400V / 460V ± 6% 60 Hz 2~	NSYCU1K2P4DG	NSYCUX1K2P4DG	NSYCUHD1K2P4DG	-
1200 W	EN IEC: 220-240V ~ 50 Hz UL: 230 V ± 6% 60 Hz 1~	NSYCU1K2DG	-	-	-
1200 W	EN IEC: 380-415V 50 Hz 2~ UL: 400V / 460V ± 6% 60 Hz 2~	NSYCU1K22P4DG	-	-	-
1250 W	EN IEC: 220-240V ~ 50 Hz UL: 230V ± 6% 60 Hz 1~	-	-	-	NSYCU1K2RDG
1250 W	EN IEC: 380-415V 50 Hz 2~ UL: 460V ± 6% 60 Hz 2~	-	-	-	NSYCU1K22P4RDG
1550 W	EN IEC: 220-240V ~ 50 Hz UL: 230V ± 6% 60 Hz 1~	-	-	-	NSYCU1K5RDG
1550 W	EN IEC: 380-415V 50 Hz 2~ UL: 460V ± 6% 60 Hz 2~	-	-	-	NSYCU1K52P4RDG
1650 W	EN IEC: 220-240V ~ 50 Hz UL: 230 V ± 6% 60 Hz 1~	NSYCU1K6DG	NSYCUX1K6DG	NSYCUHD1K6DG	-
1650 W	EN IEC: 380-415V 50 Hz 2~ UL: 400V / 460V ± 6% 60 Hz 2~	NSYCU1K62P4DG	-	NSYCUHD1K62P4DG	-
2000 W	EN IEC: 220-240V ~ 50 Hz UL: 230 V ± 6% 60 Hz 1~	NSYCU2KDG	-	-	-
2000 W	EN IEC: 380-415V 50 Hz 3~ UL: 400V / 460V ± 6% 60 Hz 3~	NSYCU2K3P4DG	NSYCUX2K3P4DG	NSYCUHD2K3P4DG	-
2000 W	EN IEC: 380-415V 50 Hz 3~ UL: 460V ± 6% 60 Hz 3~	-	-	-	NSYCU2K3P4RDG
2100 W	EN IEC: 220-240V ~ 50 Hz UL: 230V ± 6% 60 Hz 1~	-	-	-	NSYCU2KRDG
3200 W	EN IEC: 220-240V ~ 50 Hz UL: 230 V ± 6% 60 Hz 1~	NSYCU3K2DG	-	-	-
3200 W	EN IEC: 380-415V 50 Hz 3~ UL: 400V / 460V ± 6% 60 Hz 3~	NSYCU3K23P4DG	-	-	-
3200 W	EN IEC: 380-415V 50 Hz 3~ UL: 460V ± 6% 60 Hz 3~	-	-	-	NSYCU3K3P4RDG
4000 W	EN IEC: 380-415V 50 Hz 3~ UL: 400V / 460V ± 6% 60 Hz 3~	NSYCU4K3P4DG	-	-	-
4000 W	EN IEC: 380-415V 50 Hz 3~ UL: 460V ± 6% 60 Hz 3~	-	-	-	NSYCU4K3P4RDG

Thermal Management System

ClimaSys CR: Insulated Resistance Heaters

Insulated resistance heaters



Power (W)	Voltage (V)	2 poles	4 poles
10	12-24 DC	NSYCR10WU1C	-
10	110-250 AC	NSYCR10WU2C*	-
20	12-24 DC	NSYCR20WU1C	-
20	110-250 AC	NSYCR20WU2C	-
55	12-24 DC	-	NSYCR50WU1C
55	110-250 AC	-	NSYCR50WU2C*
55	270-420 AC	-	NSYCR50WU3C
100	12-24 DC	-	NSYCR100WU1C
100	110-250 AC	-	NSYCR100WU2C*
100	270-420 AC	-	NSYCR100WU3C
147	12-24 DC	-	NSYCR150WU1C
147	110-250 AC	-	NSYCR150WU2C*

* Models with UL certification.

Thermofans



Power (W)	Voltage (V)	Reference
400/550	120 AC	NSYCRP1W120VTVC*
400/550	230 AC	NSYCRP1W230VTVC*

Insulated resistance heater with fan



Power (W)	Voltage (V)	Reference
177	230 AC	NSYCR170W230VVC*

4

ClimaSys CR: Aluminium Resistance Heaters

Aluminium resistance heaters



Power (W)	Voltage (V)	Reference
Power cord		
10	12-24 DC	NSYCR10WU1
10	110-250 AC	NSYCR10WU2*
20	12-24 DC	NSYCR20WU1
20	110-250 AC	NSYCR20WU2*
Terminal block		
20	270-420 AC	NSYCR20WU3
55	12-24 DC	NSYCR55WU1
55	110-250 AC	NSYCR55WU2*
55	270-420 AC	NSYCR55WU3
90	12-24 DC	NSYCR100WU1
90	110-250 AC	NSYCR100WU2*
90	270-420 AC	NSYCR100WU3
150	12-24 DC	NSYCR150WU1
150	110-250 AC	NSYCR150WU2*
150	270-420 AC	NSYCR150WU3

* Models with UL certification.

Aluminium resistance heaters with fan



Power (W)	Voltage (V)	Reference
250	230 AC	NSYCR250W230VV*
400	230 AC	NSYCR400W230VV*
200	230 AC	NSYCRS200W230V

ClimaSys CR: Ultra Thin Resistance Heaters

Ultra thin resistance heaters*



Power (W)	Voltage (V)	Inrush current (A)	Height (mm)	Width (mm)	Depth (mm)	References ⁽¹⁾
10	240	0.04	130	250	1.6	NSYCRS10W240V
25	240	0.10	130	250	1.6	NSYCRS25W240V
50	240	0.21	200	320	1.6	NSYCRS50W240V
100	240	0.42	280	450	1.6	NSYCRS100W240V
200	240	0.83	400	650	1.6	NSYCRS200W240V

* Ultra thin resistance heaters can be manufactured with different dimensions and power ratings than those indicated above. Please contact us.

(1) All Ultra thin resistance heaters are UL certified.

ClimaSys CC: Thermal Control

Mechanical controllers



NC thermostat



NO thermostat



Double thermostat



Thermostat with inverse contact

Setting range	Control a resistance heater or an alarm	Control a fan or an alarm	Control a resistance heater and fan	
0...+60 °C	NSYCCOTHC	NSYCCOTHO	NSYCCOTHD	-
+5...+60 °C	-	-	-	NSYCCOTHI
+32...+140 °F	NSYCCOTHCF	NSYCCOTHOF	NSYCCOTHDF	-

Electronical controllers

Sensors



Electronic thermostat



Electronic hygrostat



Electronic hygrotherm



Setting range	Display	Control a resistance heater or an alarm	Control relative humidity	Control temperature and relative humidity	Temperature sensor	References
-40 °C... +80 °C	°C or °F	NSYCCOTH30VID	-	NSYCCOHYT30VID	External temperature sensor (double insulation)	NSYCCASTE
-40 °C... +80 °C	°C or °F	NSYCCOTH120VID	-	NSYCCOHYT120VID		
-40 °C... +80 °C	°C or °F	NSYCCOTH230VID	-	NSYCCOHYT230VID		
20 %...80 %	% RH	-	NSYCCOHY230VID	-		

7 different operating modes. Option of installing one or two external sensors.

2 different operating modes.

3 different operating modes. Option of installing an external sensor.

Thermal Accessories for Outdoor Heavy Duty Enclosures



Voltage (V)	Fanbox
24 AC	NSYCVF550M24FB*
115 AC	NSYCVF550M115FB
230 AC	NSYCVF550M230FB



Anti-vandalism kit for HD metal grille
NSYCAAPVHD



Filter
NSYCAF223T



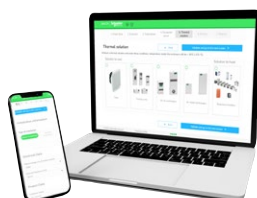
IP55 HD Metal Grille
NSYCAG223LFHD



Roof filter for fanbox
NSYCAF190

Capture thermal data to find the right thermal solutions

1 Datalogger diagnostic tools + 2 ProClima software








Accessories and Spare Parts

For Boxes	p.48
For Wall-Mounting Enclosures	p.49
For Floor-Standing Enclosures	p.50
Modular Distribution Accessories	p.54
Cable Management	p.56
Transversal Accessories	p.58
Spare Parts	p.62






Thalassa PLS

				Metallic mounting plates		Insulating mounting plates	
							
For installing in the boxes (mm)			Plain	Telequick	Polyester		
H	W	D					
180	270	180	NSYPMM1827	NSYPMR1827	NSYPMA1827G		
270	270	180	NSYPMM2727	NSYPMR2727	NSYPMA2727G		
270	270	230	NSYPMM2727	NSYPMR2727	NSYPMA2727G		
270	360	180	NSYPMM2736	NSYPMR2736	NSYPMA2736G		
270	360	230	NSYPMM2736	NSYPMR2736	NSYPMA2736G		
270	540	180	NSYPMM2754	NSYPMR2754	NSYPMA2754G		
270	540	230	NSYPMM2754	NSYPMR2754	NSYPMA2754G		
360	360	180	NSYPMM3636	-	NSYPMA3636G		
360	540	180	NSYPMM3654	NSYPMR3654	NSYPMA3654G		
360	540	230	NSYPMM3654	NSYPMR3654	NSYPMA3654G		
360	720	230	NSYPMM3672	NSYPMR3672	NSYPMA3672G		
540	540	180	NSYPMM5454	NSYPMR5454	NSYPMA5454G		
540	540	230	NSYPMM5454	NSYPMR5454	NSYPMA5454G		
540	720	230	NSYPMM5472	NSYPMR5472	NSYPMA5472G		

PanelSeT SBM

5

				Plain mounting plate	DIN rail	Post fastening
						
Box external dimensions			Plain	Telequick	Polyester	
H	W	D				
150	150	80	NSYMM11SB	NSYAMRD15357SB	NSYSFPSC15	
150	150	120	NSYMM11SB	NSYAMRD15357SB	NSYSFPSC15	
150	200	80	NSYMM12SB	NSYAMRD20357SB	NSYSFPSC20	
150	200	120	NSYMM12SB	NSYAMRD20357SB	NSYSFPSC20	
150	300	80	NSYMM13SB	NSYAMRD30357SB	NSYSFPSC30	
150	300	120	NSYMM13SB	NSYAMRD30357SB	NSYSFPSC30	
150	400	80	NSYMM14SB	NSYAMRD40357SB	NSYSFPSC40	
150	400	120	NSYMM14SB	NSYAMRD40357SB	NSYSFPSC40	
200	200	80	NSYMM22SB	NSYAMRD20357SB	NSYSFPSC20	
200	200	120	NSYMM22SB	NSYAMRD20357SB	NSYSFPSC20	
200	300	80	NSYMM23SB	NSYAMRD30357SB	NSYSFPSC30	
200	300	120	NSYMM23SB	NSYAMRD30357SB	NSYSFPSC30	
200	400	80	NSYMM24SB	NSYAMRD40357SB	NSYSFPSC40	
200	400	120	NSYMM24SB	NSYAMRD40357SB	NSYSFPSC40	
200	500	80	NSYMM25SB	NSYAMRD50357SB	NSYSFPSC50	
200	500	120	NSYMM25SB	NSYAMRD50357SB	NSYSFPSC50	
200	600	80	NSYMM26SB	NSYAMRD60357SB	NSYSFPSC60	
200	600	120	NSYMM26SB	NSYAMRD60357SB	NSYSFPSC60	
200	800	120	NSYMM28SB	NSYAMRD80357SB	NSYSFPSC80	
300	300	120	NSYMM33SB	NSYAMRD30357SB	NSYSFPSC30	
300	400	120	NSYMM34SB	NSYAMRD40357SB	NSYSFPSC40	
300	500	120	NSYMM35SB	NSYAMRD50357SB	NSYSFPSC50	
300	600	120	NSYMM36SB	NSYAMRD60357SB	NSYSFPSC60	
300	800	120	NSYMM38SB	NSYAMRD80357SB	NSYSFPSC80	
400	400	120	NSYMM44SB	NSYAMRD40357SB	NSYSFPSC40	
400	500	120	NSYMM45SB	NSYAMRD50357SB	NSYSFPSC50	
400	600	120	NSYMM46SB	NSYAMRD60357SB	NSYSFPSC60	
400	800	120	NSYMM48SB	NSYAMRD80357SB	NSYSFPSC80	

PanelSeT S3D, S3X, Thalassa PLM Accessories Accessories for Wall-Mounting Enclosures

PanelSeT S3D, S3X, Thalassa PLM



External dimensions (mm)		Plates					Rails				
H	W	Plain mounting	Micro-perforated	Bakelite	Polyester	Telequick mounting	DIN rail chassis	type	Aluminum vertical rails	Symmetrical DIN rail for aluminum upright	Joinable Telequick mounting plate
120	700	-	-	-	-	-	-	-	-	-	AM1PA1270
200	200	NSYMM22	-	-	-	-	-	-	-	-	-
250	200	NSYMM2520	-	-	-	-	-	-	-	-	-
250	400	NSYMM2540	-	-	-	-	-	-	-	-	-
250	500	NSYMM2550	-	-	-	-	-	-	-	-	-
300	150	-	-	-	-	-	-	-	-	-	AM1PA3015
300	195	-	-	-	-	-	-	-	-	-	AM1PA3020
300	200	NSYMM32	NSYMF32	NSYMB32	NSYMPP32	NSYMR32	-	-	NSYMDVR3	-	-
300	250	NSYMM3025	-	NSYMB3025	NSYMPP3025	NSYMR3025	-	-	NSYMDVR3	-	-
300	300	NSYMM33	NSYMF33	NSYMB33	-	NSYMR33	NSYMD33	B	NSYMDVR3	NSYSDR30B	-
300	400	NSYMM43	NSYMF43*	NSYMB43	NSYMPP43	NSYMR34	-	-	NSYMDVR3	NSYSDR40B	-
300	450	NSYMM3045	-	-	-	-	-	-	-	-	-
300	600	NSYMM36	-	-	-	-	-	-	-	-	-
300	700	-	-	-	-	-	-	-	-	-	AM1PA3070
400	300	NSYMM43	-	NSYMB43	NSYMPP43	NSYMR43	NSYMD43	B	NSYMDVR4	NSYSDR30B	-
400	400	-	NSYMF44	-	-	NSYMR44	-	-	-	-	-
400	600	NSYMM64	-	NSYMB64	NSYMPP64	NSYMR46	-	-	NSYMDVR4	NSYSDR60A	-
400	800	NSYMM48	-	-	-	-	-	-	-	-	-
405	300	-	-	-	-	-	-	-	-	-	AM1PA4030
500	300	-	NSYMF53	-	-	NSYMR53	-	-	NSYMDVR5	NSYSDR30B	-
500	400	NSYMM54	NSYMF54	NSYMB54	NSYMPP54	NSYMR54	NSYMD54	B	NSYMDVR5	NSYSDR40B	-
500	500	NSYMM55	NSYMF55	-	-	NSYMR55	-	-	NSYMDVR5	NSYSDR50A	-
600	400	NSYMM64	NSYMF64*	NSYMB64	NSYMPP64	NSYMR64	NSYMD64	B	NSYMDVR6	NSYSDR40B	AM1PA6040
600	500	NSYMM65	NSYMF65	NSYMB65	-	NSYMR65	-	-	NSYMDVR6	NSYSDR50A	AM1PA6050
600	600	NSYMM66	NSYMF66	-	-	NSYMR66	NSYMD66	A	NSYMDVR6	NSYSDR60A	AM1PA6060
600	700	-	-	-	-	-	-	-	-	-	AM1PA6070
600	800	NSYMM86	-	NSYMB86	NSYMPP86	NSYMR68	-	-	NSYMDVR6	NSYSDR80A	-
700	500	NSYMM75	NSYMF75	NSYMB75	NSYMPP75	NSYMR75	NSYMD75	B	NSYMDVR7	NSYSDR50A	-
700	600	-	-	-	-	NSYMR76	-	-	-	-	-
800	600	NSYMM86	NSYMF86*	NSYMB86	NSYMPP86	-	NSYMD86	A	NSYMDVR8	NSYSDR60A	-
800	800	NSYMM88	NSYMF88	-	-	-	-	-	NSYMDVR8	NSYSDR80A	-
800	1000	NSYMM108	-	NSYMB108	NSYMPP108	NSYMR810	-	-	NSYMDVR8	NSYSDR100A	-
900	500	-	-	-	-	-	-	-	-	-	AM1PA9050
900	600	-	-	-	-	-	-	-	-	-	AM1PA9060
900	700	-	-	-	-	-	-	-	-	-	AM1PA9070
1000	600	NSYMM106	NSYMF106	NSYMB106	-	NSYMR106	-	-	NSYMDVR10	NSYSDR60A	-
1000	800	NSYMM108	NSYMF108*	NSYMB108	NSYMPP108	NSYMR108	NSYMD108	A	NSYMDVR10	NSYSDR80A	-
1000	1000	NSYMM1010	NSYMF1010	-	-	NSYMR1010	-	-	NSYMDVR10	NSYSDR100A	-
1000	1200	NSYMM1210	-	NSYMB1210	-	NSYMR1012	-	-	NSYMDVR10	2 x NSYSDR60A	-
1200	600	NSYMM126	NSYMF126	-	-	NSYMR126	-	-	NSYMDVR12	NSYSDR60A	-
1200	800	NSYMM128	NSYMF128	-	-	NSYMR128	NSYMD128	A	NSYMDVR12	NSYSDR80A	-
1200	1000	NSYMM1210	NSYMF1210*	NSYMB1210	-	NSYMR1210	-	-	NSYMDVR12	NSYSDR100A	-
1200	1200	NSYMM1212	-	-	-	-	-	-	NSYMDVR12	2 x NSYSDR60A	-
1400	1000	NSYMM1410	-	-	-	NSYMR1410	-	-	-	NSYSDR100A	-

* Plate with reversible dimensions; it can be installed in enclosures with inverted dimensions. Example: Plate ref. NSYMM64 can be used for the following enclosures: H 600 x W 400 mm or H 400 x W 600 mm. For plain mounting plates: In wall-mounting enclosures with widths of 1000 and 1200 mm, it is possible to install 2 mounting plates at different depths using an additional central step slide NSYSDRSDCR.



Step Slides for Thalassa PLM

Depth (mm)	For wall-mounting enclosure
200	NSYDPLM200
250	NSYDPLM250
300	NSYDPLM300
350	NSYDPLM350



Plastic Nuts for Rail Fixing for Thalassa PLM

Description	Reference
Plastic nut with self-tapping screw	NSYTCSPLM
Plastic nut containing an M6 metal nut	NSYTCSM6PLM



35 mm Symmetrical DIN Rails for Thalassa PLM

Rail length (mm)	Width (mm)	For wall-mounting enclosure
180	215	NSYCS200PLM
280	330	NSYCS300PLM
380	430 / 436	NSYCS400PLM
480	536	NSYCS500PLM
580	636	NSYCS600PLM
795	852	NSYCS800PLM



Clip-On Nuts for Telequick Mounting Plate

Model	Reference
M3	AF1EA3
M4	AF1EA4
M5	AF1EA5
M6	AF1EA6

Accessories for Floor-Standing Enclosures



Nominal dimensions (mm)			No. of doors	PanelSeT SM		PanelSeT SM and SFN		
H	W	D		Vertical adaptation profiles	Horizontal adaptation profiles	Standard vertical uprights	Technical vertical upright	Perforated mounting plate "Telequick"
600	-	-	-	-	-	-	-	-
800	-	-	-	-	-	-	-	-
1000	-	-	-	-	-	-	NSYTVR10*	-
1200	600	400	1	-	-	-	NSYTVR12	NSYSTMP2260
1200	600	600	1	-	-	-	NSYTVR12	NSYSTMP2260
1200	800	300	1	NSYSMVR12	NSYSMHR8	-	NSYTVR12	NSYSTMP2280
1200	800	400	1	-	-	-	NSYTVR12	NSYSTMP2280
1200	800	600	1	-	-	-	NSYTVR12	NSYSTMP2280
1200	1000	300	2	NSYSMVR12	NSYSMHR10	-	NSYTVR12	NSYSTMP22100
1200	1200	400	2	NSYSMVR12	NSYSMHR12	-	NSYTVR12	NSYSTMP22120
1400	600	300	1	NSYSMVR14	NSYSMHR6	-	NSYTVR14	NSYSTMP4560
1400	600	400	1	NSYSMVR14	NSYSMHR6	-	NSYTVR14	NSYSTMP4560
1400	800	300	1	NSYSMVR14	NSYSMHR8	-	NSYTVR14	NSYSTMP4580
1400	800	400	1	NSYSMVR14	NSYSMHR8	-	NSYTVR14	NSYSTMP4580
1400	1000	400	2	NSYSMVR14	NSYSMHR10	-	NSYTVR14	NSYSTMP45100
1400	1200	400	2	NSYSMVR14	NSYSMHR12	-	NSYTVR14	NSYSTMP45120
1600	600	300	1	NSYSMVR16	NSYSMHR6	-	NSYTVR16	NSYSTMP6060
1600	600	400	1	NSYSMVR16	NSYSMHR6	-	NSYTVR16	NSYSTMP6060
1600	600	600	1	-	-	-	NSYTVR16	NSYSTMP6060
1600	600	800	1	-	-	-	NSYTVR16	NSYSTMP6060
1600	800	300	1	NSYSMVR16	NSYSMHR8	-	NSYTVR16	NSYSTMP6080
1600	800	400	1	NSYSMVR16	NSYSMHR8	-	NSYTVR16	NSYSTMP6080
1600	800	600	1	-	-	-	NSYTVR16	NSYSTMP6080
1600	800	800	1	-	-	-	NSYTVR16	NSYSTMP6080
1600	1000	300	2	NSYSMVR16	NSYSMHR10	-	NSYTVR16	NSYSTMP60100
1600	1000	400	2	NSYSMVR16	NSYSMHR10	-	NSYTVR16	NSYSTMP60100
1600	1200	300	2	NSYSMVR16	NSYSMHR12	-	NSYTVR16	NSYSTMP60120
1600	1200	400	2	NSYSMVR16	NSYSMHR12	-	NSYTVR16	NSYSTMP60120
1800	400	400	1	-	-	NSYVR18	NSYTVR18	-
1800	400	500	1	-	-	NSYVR18	NSYTVR18	-
1800	400	600	1	-	-	NSYVR18	NSYTVR18	-
1800	600	300	1	NSYSMVR18	NSYSMHR6	NSYVR18	NSYTVR18	NSYSTMP8260
1800	600	400	1	NSYSMVR18	NSYSMHR6	NSYVR18	NSYTVR18	NSYSTMP8260
1800	600	500	1	NSYSMVR18	NSYSMHR6	NSYVR18	NSYTVR18	NSYSTMP8260
1800	600	600	1	-	-	NSYVR18	NSYTVR18	NSYSTMP8260
1800	600	800	1	-	-	NSYVR18	NSYTVR18	NSYSTMP8260
1800	800	300	1	NSYSMVR18	NSYSMHR8	NSYVR18	NSYTVR18	NSYSTMP8280
1800	800	400	1	NSYSMVR18	NSYSMHR8	NSYVR18	NSYTVR18	NSYSTMP8280
1800	800	500	1	NSYSMVR18	NSYSMHR8	NSYVR18	NSYTVR18	NSYSTMP8280
1800	800	600	1	NSYSMVR18	NSYSMHR8	NSYVR18	NSYTVR18	NSYSTMP8280
1800	800	600	2	-	-	NSYVR18	NSYTVR18	NSYSTMP8280
1800	1000	400	1	NSYSMVR18	NSYSMHR10	NSYVR18	NSYTVR18	NSYSTMP82100
1800	1000	400	2	NSYSMVR18	NSYSMHR10	NSYVR18	NSYTVR18	NSYSTMP82100
1800	1000	500	1	-	-	NSYVR18	NSYTVR18	NSYSTMP82100
1800	1000	500	2	NSYSMVR18	NSYSMHR10	NSYVR18	NSYTVR18	NSYSTMP82100
1800	1000	600	1	-	-	NSYVR18	NSYTVR18	NSYSTMP82100
1800	1000	600	2	-	-	NSYVR18	NSYTVR18	NSYSTMP82100
1800	1200	400	2	NSYSMVR18	NSYSMHR12	NSYVR18	NSYTVR18	NSYSTMP82120
1800	1200	500	2	NSYSMVR18	NSYSMHR12	NSYVR18	NSYTVR18	NSYSTMP82120
1800	1200	600	2	-	-	NSYVR18	-	NSYSTMP82120
1800	1600	400	2	NSYSMVR18	NSYSMHR16	NSYVR18	NSYTVR18	-
1800	1600	500	2	NSYSMVR18	NSYSMHR16	NSYVR18	NSYTVR18	-
2000	300	500	1	-	-	NSYVR20	NSYTVR20	-
2000	300	600	1	-	-	NSYVR20	NSYTVR20	-
2000	300	800	1	-	-	NSYVR20	NSYTVR20	-
2000	400	400	1	-	-	NSYVR20	NSYTVR20	-
2000	400	500	1	-	-	NSYVR20	NSYTVR20	-
2000	400	600	1	-	-	NSYVR20	NSYTVR20	-
2000	400	800	1	-	-	NSYVR20	NSYTVR20	-
2000	600	300	1	NSYSMVR20	NSYSMHR6	NSYVR20	NSYTVR20	NSYSTMP8260
2000	600	400	1	NSYSMVR20	NSYSMHR6	NSYVR20	NSYTVR20	NSYSTMP8260
2000	600	500	1	NSYSMVR20	NSYSMHR6	NSYVR20	NSYTVR20	NSYSTMP8260
2000	600	600	1	-	-	NSYVR20	NSYTVR20	NSYSTMP8260
2000	600	800	1	-	-	NSYVR20	NSYTVR20	NSYSTMP8260
2000	800	300	1	NSYSMVR20	NSYSMHR8	NSYVR20	NSYTVR20	NSYSTMP8280
2000	800	400	1	NSYSMVR20	NSYSMHR8	NSYVR20	NSYTVR20	NSYSTMP8280
2000	800	500	1	NSYSMVR20	NSYSMHR8	NSYVR20	NSYTVR20	NSYSTMP8280
2000	800	600	1	NSYSMVR20	NSYSMHR8	NSYVR20	NSYTVR20	NSYSTMP8280
2000	800	600	2	-	-	NSYVR20	NSYTVR20	NSYSTMP8280
2000	800	800	1	-	-	NSYVR20	NSYTVR20	NSYSTMP8280
2000	1000	400	1	-	-	NSYVR20	NSYTVR20	NSYSTMP82100
2000	1000	400	2	NSYSMVR20	NSYSMHR10	NSYVR20	NSYTVR20	NSYSTMP82100
2000	1000	500	1	-	-	NSYVR20	NSYTVR20	NSYSTMP82100
2000	1000	500	2	NSYSMVR20	NSYSMHR10	NSYVR20	NSYTVR20	NSYSTMP82100
2000	1000	600	1	-	-	NSYVR20	NSYTVR20	NSYSTMP82100
2000	1000	600	2	-	-	NSYVR20	NSYTVR20	NSYSTMP82100
2000	1000	800	1	-	-	NSYVR20	NSYTVR20	NSYSTMP82100
2000	1200	400	2	NSYSMVR20	NSYSMHR12	NSYVR20	NSYTVR20	NSYSTMP82120
2000	1200	500	2	NSYSMVR20	NSYSMHR12	NSYVR20	NSYTVR20	NSYSTMP82120
2000	1200	600	2	NSYSMVR20	NSYSMHR12	NSYVR20	NSYTVR20	NSYSTMP82120
2000	1200	800	2	-	-	NSYVR20	NSYTVR20	NSYSTMP82120
2000	1600	400	2	NSYSMVR20	NSYSMHR16	NSYVR20	NSYTVR20	NSYSPMP40160
2000	1600	500	2	NSYSMVR20	NSYSMHR16	NSYVR20	NSYTVR20	NSYSPMP40160
2000	1600	600	2	NSYSMVR20	NSYSMHR16	NSYVR20	NSYTVR20	NSYSPMP40160
2200	400	600	1	-	-	NSYVR22	NSYTVR22	-
2200	600	600	1	-	-	NSYVR22	NSYTVR22	NSYSTMP8260
2200	600	800	1	-	-	NSYVR22	NSYTVR22	NSYSTMP8260
2200	800	600	1	-	-	NSYVR22	NSYTVR22	NSYSTMP8280
2200	800	800	1	-	-	NSYVR22	NSYTVR22	NSYSTMP8280
2200	1000	600	1	-	-	NSYVR22	NSYTVR22	NSYSTMP82100
2200	1200	600	2	-	-	NSYVR22	NSYTVR22	NSYSTMP82120
2200	1200	800	2	-	-	NSYVR22	NSYTVR22	NSYSTMP82120




* NSYTVR8 for control desk.

PanelSeT SFN, PanelSeT SM Accessories

Accessories for Floor-Standing Enclosures

PanelSeT SM and SFN					PanelSeT SFN	
Partial mounting plate	Plain mounting plate	Symmetric DIN rails	Reinforcements for mounting plates	Rails for heavy duty	Intermediate mounting plate	Mounting plate sliding rails
-	-	NSYSDR60	-	-	-	-
-	-	NSYSDR80	-	-	-	-
-	-	NSYSDR100	-	-	-	-
NSYSPMP2560	NSYMP126	NSYSDR120	-	NSYHLCR40	NSYSIMP12	NSYSMPS4
NSYSPMP2560	NSYMP126	NSYSDR120	-	NSYHLCR60	NSYSIMP12	NSYSMPS6
NSYSPMP2580	NSYMP128	NSYSDR120	NSYMPRK8	-	-	-
NSYSPMP2580	NSYMP128	NSYSDR120	NSYMPRK8	NSYHLCR40	NSYSIMP12	NSYSMPS4
NSYSPMP2580	NSYMP128	NSYSDR120	NSYMPRK8	NSYHLCR60	NSYSIMP12	NSYSMPS6
NSYSPMP25100	NSYMP1210	NSYSDR120	NSYMPRK10	-	-	-
NSYSPMP25120	NSYMP1212	NSYSDR120	NSYMPRK12	NSYHLCR40	-	NSYSMPS4
NSYSPMP2575	NSYMP146	-	-	-	-	-
NSYSPMP2575	NSYMP146	-	-	NSYHLCR40	NSYSIMP14	NSYSMPS4
NSYSPMP4080	NSYMP148	-	NSYMPRK8	-	-	-
NSYSPMP4080	NSYMP148	-	NSYMPRK8	NSYHLCR40	NSYSIMP14	NSYSMPS4
NSYSPMP40100	NSYMP1410	-	NSYMPRK10	NSYHLCR40	-	NSYSMPS4
NSYSPMP40120	NSYMP1412	-	NSYMPRK12	NSYHLCR40	-	NSYSMPS4
NSYSPMP4060	NSYMP166	-	-	-	-	-
NSYSPMP4060	NSYMP166	-	-	NSYHLCR40	-	NSYSMPS4
NSYSPMP4060	NSYMP166	-	-	NSYHLCR60	NSYSIMP16	NSYSMPS6
NSYSPMP4060	NSYMP166	-	-	NSYHLCR80	NSYSIMP16	NSYSMPS8
NSYSPMP6080	NSYMP168	-	NSYMPRK8	-	-	-
NSYSPMP6080	NSYMP168	-	NSYMPRK8	NSYHLCR40	-	NSYSMPS4
NSYSPMP6080	NSYMP168	-	NSYMPRK8	NSYHLCR60	NSYSIMP16	NSYSMPS6
NSYSPMP6080	NSYMP168	-	NSYMPRK8	NSYHLCR80	NSYSIMP16	NSYSMPS8
NSYSPMP60100	NSYMP1610	-	NSYMPRK10	-	-	-
NSYSPMP60100	NSYMP1610	-	NSYMPRK10	NSYHLCR40	-	NSYSMPS4
NSYSPMP60120	NSYMP1612	-	NSYMPRK12	-	-	-
NSYSPMP60120	NSYMP1612	-	NSYMPRK12	NSYHLCR40	-	NSYSMPS4
-	NSYMP184	-	-	NSYHLCR40	-	NSYSMPS4
-	NSYMP184	-	-	NSYHLCR50	-	NSYSMPS5
-	NSYMP184	-	-	NSYHLCR60	-	NSYSMPS6
NSYSPMP6060	NSYMP186	-	-	NSYHLCR40	NSYSIMP18	NSYSMPS4
NSYSPMP6060	NSYMP186	-	-	NSYHLCR50	NSYSIMP18	NSYSMPS5
NSYSPMP6060	NSYMP186	-	-	NSYHLCR60	NSYSIMP18	NSYSMPS6
NSYSPMP6060	NSYMP186	-	-	NSYHLCR80	NSYSIMP18	NSYSMPS8
-	NSYMP188	-	NSYMPRK8	-	-	-
-	NSYMP188	-	NSYMPRK8	NSYHLCR40	NSYSIMP18	NSYSMPS4
-	NSYMP188	-	NSYMPRK8	NSYHLCR50	NSYSIMP18	NSYSMPS5
-	NSYMP188	-	NSYMPRK8	NSYHLCR60	NSYSIMP18	NSYSMPS6
-	NSYMP188	-	NSYMPRK8	NSYHLCR80	NSYSIMP18	NSYSMPS8
-	NSYMP1810	-	NSYMPRK10	-	-	-
-	NSYMP1810	-	NSYMPRK10	NSYHLCR40	NSYSIMP18	NSYSMPS4
-	NSYMP1810	-	NSYMPRK10	NSYHLCR50	NSYSIMP18	NSYSMPS5
-	NSYMP1810	-	NSYMPRK10	NSYHLCR60	-	NSYSMPS6
-	NSYMP1810	-	NSYMPRK10	NSYHLCR80	NSYSIMP18	NSYSMPS8
-	NSYMP1812	-	NSYMPRK12	NSYHLCR40	NSYSIMP18	NSYSMPS4
-	NSYMP1812	-	NSYMPRK12	NSYHLCR50	NSYSIMP18	NSYSMPS5
-	NSYMP1812	-	NSYMPRK12	NSYHLCR60	NSYSIMP18	NSYSMPS6
NSYSPMP40160	NSYMP1816	-	NSYMPRK16	NSYHLCR40	-	NSYSMPS4
NSYSPMP40160	NSYMP1816	-	NSYMPRK16	NSYHLCR50	-	NSYSMPS5
-	-	-	-	NSYHLCR60	-	NSYSMPS6
-	-	-	-	NSYHLCR80	-	NSYSMPS8
-	NSYMP204	-	-	NSYHLCR40	-	NSYSMPS4
-	NSYMP204	-	-	NSYHLCR50	-	NSYSMPS5
-	NSYMP204	-	-	NSYHLCR60	-	NSYSMPS6
-	NSYMP204	-	-	NSYHLCR80	-	NSYSMPS8
NSYSPMP6060	NSYMP206	-	-	-	-	-
NSYSPMP6060	NSYMP206	-	-	NSYHLCR40	NSYSIMP20	NSYSMPS4
NSYSPMP6060	NSYMP206	-	-	NSYHLCR50	NSYSIMP20	NSYSMPS5
NSYSPMP6060	NSYMP206	-	-	NSYHLCR60	NSYSIMP20	NSYSMPS6
NSYSPMP6060	NSYMP206	-	-	NSYHLCR80	NSYSIMP20	NSYSMPS8
-	NSYMP208	-	NSYMPRK8	-	-	-
-	NSYMP208	-	NSYMPRK8	NSYHLCR40	NSYSIMP20	NSYSMPS4
-	NSYMP208	-	NSYMPRK8	NSYHLCR50	NSYSIMP20	NSYSMPS5
-	NSYMP208	-	NSYMPRK8	NSYHLCR60	NSYSIMP20	NSYSMPS6
-	NSYMP208	-	NSYMPRK8	NSYHLCR80	NSYSIMP20	NSYSMPS8
-	NSYMP2010	-	NSYMPRK10	NSYHLCR40	NSYSIMP20	NSYSMPS4
-	NSYMP2010	-	NSYMPRK10	NSYHLCR50	NSYSIMP20	NSYSMPS5
-	NSYMP2010	-	NSYMPRK10	NSYHLCR60	NSYSIMP20	NSYSMPS6
-	NSYMP2010	-	NSYMPRK10	NSYHLCR80	NSYSIMP20	NSYSMPS8
-	NSYMP2012	-	NSYMPRK12	NSYHLCR40	NSYSIMP20	NSYSMPS4
-	NSYMP2012	-	NSYMPRK12	NSYHLCR50	NSYSIMP20	NSYSMPS5
-	NSYMP2012	-	NSYMPRK12	NSYHLCR60	NSYSIMP20	NSYSMPS6
-	NSYMP2012	-	NSYMPRK12	NSYHLCR80	NSYSIMP20	NSYSMPS8
-	NSYMP2016	-	NSYMPRK16	NSYHLCR40	NSYSIMP20	NSYSMPS4
-	NSYMP2016	-	NSYMPRK16	NSYHLCR50	NSYSIMP20	NSYSMPS5
-	NSYMP2016	-	NSYMPRK16	NSYHLCR60	NSYSIMP20	NSYSMPS6
-	NSYMP2016	-	NSYMPRK16	NSYHLCR80	NSYSIMP20	NSYSMPS8
-	NSYMP224	-	-	NSYHLCR60	-	NSYSMPS6
NSYSPMP6060	NSYMP226	-	-	NSYHLCR60	NSYSIMP22	NSYSMPS6
NSYSPMP6060	NSYMP226	-	-	NSYHLCR80	NSYSIMP22	NSYSMPS8
-	NSYMP228	-	NSYMPRK8	NSYHLCR60	NSYSIMP22	NSYSMPS6
-	NSYMP228	-	NSYMPRK8	NSYHLCR80	NSYSIMP22	NSYSMPS8
-	NSYMP2210	-	NSYMPRK10	NSYHLCR60	NSYSIMP22	NSYSMPS6
-	NSYMP2212	-	NSYMPRK12	NSYHLCR60	NSYSIMP22	NSYSMPS6
-	NSYMP2212	-	NSYMPRK12	NSYHLCR80	NSYSIMP22	NSYSMPS8

Cross Rails

Universal cross rails references				Quick-fixing cross rails references			Integrated cross-rails		
									
Dimensions (mm)	40 mm (1 row)	65 mm (2 rows)	90 mm (3 rows)	40 mm (1 row)	65 mm (2 rows)	90 mm (3 rows)	40 mm (1 row)	65 mm (2 rows)	90 mm (3 rows)
H/W/D									
300	NSYSUCR4030	NSYSUCR6530	NSYSUCR9030	NSYSQCR4040	NSYSQCR6540	NSYSQCR9040	-	-	-
400	NSYSUCR4040	NSYSUCR6540	NSYSUCR9040	NSYSQCR4050	NSYSQCR6550	NSYSQCR9050	NSYSICR4040	NSYSICR6540	NSYSICR9040
500	NSYSUCR4050	NSYSUCR6550	NSYSUCR9050	NSYSQCR4060	NSYSQCR6560	NSYSQCR9060	NSYSICR4050	NSYSICR6550	NSYSICR9050
600	NSYSUCR4060	NSYSUCR6560	NSYSUCR9060	NSYSQCR4080	NSYSQCR6580	NSYSQCR9080	NSYSICR4060	NSYSICR6560	NSYSICR9060
800	NSYSUCR4080	NSYSUCR6580	NSYSUCR9080	NSYSQCR40100	NSYSQCR65100	NSYSQCR90100	NSYSICR4080	NSYSICR6580	NSYSICR9080
1000	NSYSUCR40100	NSYSUCR65100	NSYSUCR90100	NSYSQCR40120	NSYSQCR65120	NSYSQCR90120	NSYSICR40100	NSYSICR65100	NSYSICR90100
1200	NSYSUCR40120	NSYSUCR65120	NSYSUCR90120	-	-	-	-	-	-
1400	NSYSUCR40140	NSYSUCR65140	NSYSUCR90140	-	-	-	-	-	-
1600	NSYSUCR40160	NSYSUCR65160	NSYSUCR90160	-	-	-	-	-	-
1800	NSYSUCR40180	NSYSUCR65180	NSYSUCR90180	-	-	-	-	-	-
2000	NSYSUCR40200	NSYSUCR65200	NSYSUCR90200	-	-	-	-	-	-
2200	NSYSUCR40220	NSYSUCR65220	NSYSUCR90220	-	-	-	-	-	-

5

Orthogonal Brackets



Description	Reference
For PanelSeT SFN	NSYSMPSB

Brackets for Fixing Mounting Plates



Description	Reference
In back-to-back position for PanelSeT SFN	NSYSBTB

Bracket for Fixing Uprights



Description	Reference
For PanelSeT SFN	NSYMFb

Brackets for Fixing Intermediate Mounting Plates



Description	Reference
In back-to-back position for PanelSeT SFN	NSYSIBTB

Mounting Plate Fixing Brackets




For enclosure	for PanelSeT SFN, SM, SFX, SMX
PanelSeT SFN	NSYSFNPB
PanelSeT SM, PanelSeT SFX, PanelSeT SMX	NSYSMPB

Thalassa PLA Accessories

Accessories for Floor-Standing Enclosures

Thalassa PLA



Enclosure dimensions (mm)			Plain	Telequick	Polyester	Bakelite
H	W	No. of doors				
500	500	1	NSYPMM55	NSYPMR55	NSYPMA55	NSYPMB55
500	750	1	NSYPMM75	NSYPMR57	NSYPMA75	NSYPMB75
500	1000	2	NSYPMM510	2 x NSYPMR55	-	NSYPMB510
500	1250	2	NSYPMM55 + NSYPMM75	NSYPMR55 + NSYPMR57	NSYPMA55 + NSYPMA75	NSYPMB55 + NSYPMB75
750	500	1	NSYPMM75	NSYPMR75	NSYPMA75	NSYPMB75
750	750	1	NSYPMM77	NSYPMR77	NSYPMA77	NSYPMB77
750	1000	2	NSYPMM710	2 x NSYPMR75	-	NSYPMB710
750	1250	2	NSYPMM712	NSYPMR75 + NSYPMR77	-	NSYPMB712
1000	500	1	NSYPMM105	NSYPMR105	NSYPMA105	NSYPMB105
1000	750	1	NSYPMM107	NSYPMR107	NSYPMA107	NSYPMB107
1000	1000	2	NSYPMM1010	2 x NSYPMR105	-	NSYPMB1010
1000	1250	2	NSYPMM1012	NSYPMR105 + NSYPMR107	-	NSYPMB1012
1250	500	1	NSYPMM125	NSYPMR125	NSYPMA125	NSYPMB125
1250	750	1	NSYPMM127	NSYPMR127	NSYPMA127	NSYPMB127
1250	1000	2	NSYPMM1210	2 x NSYPMR125	-	NSYPMB1210
1250	1250	2	NSYPMM1212	NSYPMR125 + NSYPMR127	-	NSYPMB1212
1500	500	1	NSYPMM155	NSYPMR155	-	NSYPMB155
1500	750	1	NSYPMM157	NSYPMR157	-	NSYPMB157
1500	1000	2	NSYPMM1510	2 x NSYPMR155	-	NSYPMB1510
1500	1250	2	NSYPMM1512	NSYPMR155 + NSYPMR157	-	NSYPMB1512
2000	750	2*	NSYPMM207	2 x NSYPMR107	2 x NSYPMA107	2 x NSYPMB107

* Two doors in vertical.

5

Step Slides for Thalassa PLA

For enclosure

Step slides



Dimensions (mm)		Step slides	Adapter plates for PLAZ or PLA2T
Depth (mm)	No. of doors		
320	1	NSYDPLA3	NSYPTZ3
420	1	NSYDPLA4	NSYPTZ4
620	1	NSYDPLA6	NSYPTZ6
320	2	2 x NSYDPLA3	NSYPTZ32P
420	2	2 x NSYDPLA4	NSYPTZ42P
620	2	2 x NSYDPLA6	NSYPTZ62P


Modular Chassis for PanelSeT SFN, PanelSeT SM

Single-Chassis Coupling Set RAL 7035




Nominal dimensions (mm)		Maximum no. of 18-mm modules	References
H	W		
1600	600	216	NSYCSH166
1600	800	324	NSYCSH168
1800	600	240	NSYCSH186
1800	800	360	NSYCSH188
2000	600	288	NSYCSH206
2000	800	432	NSYCSH208

Double-Chassis Coupling Set RAL 7035




Nominal dimensions (mm)		Set made up of columns with a width (mm)	Maximum no. of 18-mm modules	References
H	W			
2000	1200	600 + 600	576	NSYDCSH2012
2000	1600	800 + 800	864	NSYDCSH2016

Cut-Out Cover Plates RAL 7035



Nominal dimensions (mm)		No. of cut-outs	Maximum no. of 18-mm modules	Screwed-on cut-out cover plate references	Hinged cut-out cover plate references
H	W				
150	600	1	24	NSYMUC156	NSYMUCH156
150	800	1	36	NSYMUC158	NSYMUCH158
200	600	1	24	NSYMUC206	NSYMUCH206
200	800	1	36	NSYMUC208	NSYMUCH208
300	600	2	48	NSYMUC306	NSYMUCH306
300	800	2	72	NSYMUC308	NSYMUCH308
400	600	2	48	NSYMUC406	NSYMUCH406
400	800	2	72	NSYMUC408	NSYMUCH408

Single-Chassis Coupling Set RAL 7035



Nominal dimensions (mm)		Screwed-on plain cover plate references	Hinged plain cover plate references
H	W		
150	600	NSYMPC156	NSYMPCH156
150	800	NSYMPC158	NSYMPCH158
200	600	NSYMPC206	NSYMPCH206
200	800	NSYMPC208	NSYMPCH208
300	600	NSYMPC306	NSYMPCH306
300	800	NSYMPC308	NSYMPCH308
400	600	NSYMPC406	NSYMPCH406
400	800	NSYMPC408	NSYMPCH408
450	600	NSYMPC456	NSYMPCH456
450	800	NSYMPC458	NSYMPCH458
600	600	NSYMPC606	NSYMPCH606
600	800	NSYMPC608	NSYMPCH608

Rail with Supports



Nominal dimensions (mm)	Fixed	Depth-Adjustable
	W	
600	NSYMFSC60	NSYMFSC60D
800	NSYMFSC80	NSYMFSC80D

Chassis-Coupling Set with Zone for Busbars RAL 7035



Nominal dimensions (mm)		Set made up of columns with a width (mm)	Maximum no. of 18-mm modules	References
H	W			
2000	1000	600 + 400	288	NSYCSHB2010
	1200	800 + 400	432	NSYCSHB2012

Adjustment Cover Plates RAL 7035



Cover plate dimensions (mm)	Nominal dimensions (mm)		References
	H	W	
50	600		NSYADC16
50	800		NSYADC18

Modular Chassis, Other Electrical Distribution Accessories

Modular Chassis



PanelSet S3D, S3DM & S3X
Modular Chassis

Dimensions (mm)		Number of modules*	Modular chassis reference
H	W		
400	300	24	NSYDLM24
500	400	48	NSYDLM48
600	400	48	NSYDLM48P
600	600	84	NSYDLM84P
700	500	66	NSYDLM66
700	500	88	NSYDLM88
800	600	84	NSYDLM84
800	600	112	NSYDLM112
1000	600	168	NSYDLM168
1000	800	234	NSYDLM240

* 1 module = 2 steps = 18 mm



Modular Chassis for Thalassa PLM
DLA Modular Chassis

Dimensions (mm)		Number of modules*	Modular chassis reference
H	W		
400	300	24	NSYDLA24G
500	400	48	NSYDLA48G
600	400	48	NSYDLA48PG
700	500	66	NSYDLA66G
700	500	88	NSYDLA88G
800	600	84	NSYDLA84G
800	600	112	NSYDLA112G
1000	800	234	NSYDLA234G

* 1 module = 2 steps = 18 mm




Modular Chassis for Thalassa PLA

Dimensions (mm)		Number of modules*	Modular chassis references
H	W		
750	500	57	NSYDLP57G
750	500	76	NSYDLP76G
750	750	99	NSYDLP99G
750	750	132	NSYDLP132G
1000	500	95	NSYDLP95G
1000	500	114	NSYDLP114G
1000	750	165	NSYDLP165G
1000	750	198	NSYDLP198G
1250	500	114	NSYDLP114PG
1250	500	133	NSYDLP133G
1250	750	198	NSYDLP198PG
1250	750	231	NSYDLP231G
1500	500	152	NSYDLP152G
1500	500	171	NSYDLP171G
1500	750	264	NSYDLP264G
1500	750	297	NSYDLP297G

* 1 module = 2 steps = 18 mm

Other Electrical Distribution Accessories

Top Busbar Chamber



Nominal dimensions (mm)			Top Busbar Chamber	Side Panels
H	W	D		
300	400	500	NSYTBCN345	NSYSPBCN35
300	400	600	NSYTBCN346	NSYSPBCN36
300	400	800	NSYTBCN348	NSYSPBCN38
300	600	500	NSYTBCN365	NSYSPBCN35
300	600	600	NSYTBCN366	NSYSPBCN36
300	600	800	NSYTBCN368	NSYSPBCN38
300	800	500	NSYTBCN385	NSYSPBCN35
300	800	600	NSYTBCN386	NSYSPBCN36
300	800	800	NSYTBCN388	NSYSPBCN38
300	1000	500	NSYTBCN3105	NSYSPBCN35
300	1000	600	NSYTBCN3106	NSYSPBCN36
300	1000	800	NSYTBCN3108	NSYSPBCN38
300	1200	500	NSYTBCN3125	NSYSPBCN35
300	1200	600	NSYTBCN3126	NSYSPBCN36
300	1200	800	NSYTBCN3128	NSYSPBCN38

MasterPact Support



Nominal dimensions (mm)	Type of MasterPact	MasterPacT MTZ1 and NT	MasterPacT MTZ2 and NW
600	Fixed	NSYFXMNT60F	NSYFXMNWT60FW
600	Withdrawable	NSYFXMNWT60FW	NSYFXMNWT60FW
800	Fixed	NSYFXMNT80F	NSYFXMNW80F
800	Withdrawable	NSYFXMNT80W	NSYFXMNW80W

Top Busbar Chamber



Nominal dimensions (mm)	Vertical Support	Horizontal Support	Bottom Support	Free Support
400	NSYBVS400	-	-	NSYBSA
500	NSYBVS500	NSYBHS500	NSYAS500	NSYBSA
600	NSYBVS600	NSYBHS600	NSYAS600	NSYBSA
800	NSYBVS800	NSYBHS800	NSYAS800	NSYBSA

Simple Cable Entries



Simple				
				
Characteristics	Simple-1	Simple-2	Simple-3	Simple-5
Description	Mixed membrane entries for enclosure thickness 20/10e - 32/10e mm.	PVC adjustable cone-shaped entries for enclosure thickness 30/10e - 32/10e mm.	Quick cable entries for enclosure thickness 10/10e - 40/10e mm (5/10e - 20/10e mm for ref. IMT36179).	ISO cable gland.
Material	SBS	PVC	EPDM	PA6, neoprene gasket
Color	RAL 7035 light grey or RAL 9003 white	-	Grey: NCS 5500	RAL 7035 grey
Ingress protection rating	IP55	IP55	IP67	IP68
Cable retention	Low	Low	Medium	High
Cable diameter (mm)	From 20 to 40	From 5 to 87	From 12 to 50	From 12 to 40
External dimensions (mm)	Ø 23 to 44	Ø 25 to 98	-	Ø 15 to 46
References	RAL7035 ISM71071 ISM71072 ISM71073 ISM71074	NSYECPC3 NSYECPC5 NSYECPC6 NSYECPC9 NSYECPC15	IMT36179 IMT36180 IMT36181 IMT36182 IMT36183	ISM71501 ISM71502 ISM71503 ISM71504 ISM71505

For details, type the reference in the search engine at se.com/enclosures.


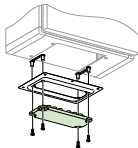


Simple				
				
Characteristics	Synthetic snap-in cable gland	Stainless steel cable gland with lamellar insert		EMC cable gland
Description	Threadless. Easy assembly and disassembly. Suitable for walls from 0.5 to 4 mm thick.	Lamellar technology provides excellent resistance to traction as well as excellent torsional protection. For outdoor use, or for aggressive environments.		EMC cable gland with contact spring. Thread type: <ul style="list-style-type: none"> Metric EN 60423 Other types are available on request
Material	PA6 Polyamide, neoprene gasket	AISI 304L or AISI 316L stainless steel, neoprene gasket		Nickel-plated brass, neoprene gasket
Color	RAL 7035, RAL 7001, RAL 9005. Other colors on demand	-		-
Ingress protection rating	IP68	IP68		IP68
Cable retention	High	High		-
Cable diameter (mm)	From 16 to 40	From 12 to 40		From 3/6.5 to 19/28
External dimensions (mm)	From Ø 22 to 46	From Ø 14 to 43		Ø 12 to 40
References	NSYCGSP16 NSYCGSP20 NSYCGSP25 NSYCGSP32 NSYCGSP40	AISI 304L NSYCGX12 NSYCGX16 NSYCGX20 NSYCGX25	AISI 316L NSYCGX12H NSYCGX16H NSYCGX20H NSYCGX25H	NSYCGHF12 NSYCGHF16 NSYCGHF20 NSYCGHF25 NSYCGHF32

For details, type the reference in the search engine at se.com/enclosures.

Multiple Cable Entries

Multiple				
				
Characteristics	Flexicable	Multi-A	Multi-C	Multi-CS
Description	Full membrane cable gland plate for wall-mounted enclosures S3D.	FL21 type membranes.	Circular connector-free entries.	Modular entry with room for of up to 48 pre-assembled cables.
Material	HCE for membrane - Steel for frame	TPE, SBS, SEBS and PP co-polymer - Halogen-free	Polyamide	Reinforced polypropylene and TPE. Halogen-free
Color	-	RAL 7035	-	Black
Ingress protection rating	IP55	IP65	IP65	IP65
Cable retention	Low	High with cable clamp, (up to 18 daN)	Medium	Medium
Cable diameter (mm)	Up to 26	From 14 to 30	From 3 to 15.9	Up to 22
External dimensions (mm)	245 x 130 to 545 x 130 or 495 x 220	216 x 84	Ø 58 Ø 71	148 x 58 x 15 148 x 58 x 18
References	NSYTLGME NSYTLDME NSYTLME NSYTLFME NSYTLGME	NSYAACPFLA25 NSYAACPFLA33 - - -	NSYTSAM504SE NSYTSAM508SE NSYTSAM638SE NSYTSAM6313SE -	NSYDCD2412 NSYDCD244 NSYDCD248 NSYDCD249 -

For details, type the reference in the search engine at se.com/enclosures.

Multiple				
				
Characteristics	Multi-T	PrismaSeT	Multi-F	Multi-H
Description	FL21-type membranes.	FL21-type membranes or rectangular.	FL21 pre-configured flanges.	FL21 insulated flange with ISO knockouts.
Material	TPE	Insulating material	Fibreglass-reinforced polypropylene and TPE - Halogen-free	Polycarbonate glass-fiber reinforced
Color	RAL 7035	RAL 9001	RAL 7035	RAL 7035
Ingress protection rating	IP66	IP55	IP65	IP65
Cable retention	Low	Low	Low	High (with cable clamp)
Cable diameter (mm)	From 5 to 60	From 28 to 60 (FL21) From 7 to 72 (rectangular)	From 16 to 25	From 12 to 25
External dimensions (mm)	214 x 88	216 x 84	214 x 90	215 x 85
References	NSYAACPFLBP ⁽¹⁾ NSYAACPFLT7 NSYAACPFLT25 NSYAACPFLT35 - -	LVS08881 LVS08892 LVS08895 LVS08897 LVS08898 LVS08899	FL21 NSYAACPFL10 - - - -	NSYTSAKFL - - - - -

(1) Metallic plate.

For details, type the reference in the search engine at se.com/enclosures.

Transversal Accessories

Lighting and Power Sockets

LED Lamps

Multi-fixing LED lamps



Description	Power	Luminous flux	Voltage	Socket	References	Standard	Cables	
							Power (3 m)	Interconnection (1.5 m)
With socket 120 / 230 V AC	10 W	640 lm	230 V AC	Schuko	NSYLAMLDS	IEC	NSYLAM3M	NSYLAM1M
With socket 120 / 230 V AC	10 W	640 lm	230 V AC	UTE	NSYLAMLDF	IEC	NSYLAM3M	NSYLAM1M
With socket 120 / 230 V AC	10 W	640 lm	230 V AC	British	NSYLAMLDB	IEC	NSYLAM3M	NSYLAM1M
With socket 120 V AC	10 W	640 lm	120 V AC	USA	NSYLAMLDU	UL	NSYLAM3MUL	-
Without socket 120 / 230 V AC	10 W	640 lm	230 V AC	-	NSYLAML	IEC UL	NSYLAM3M NSYLAM3MUL	NSYLAM1M -
Without socket With presence detection 230 V AC	10 W	640 lm	230 V AC	-	NSYLAMLDD	IEC UL	NSYLAM3M NSYLAM3MUL	NSYLAM1M -
Without socket - DC 24-48 V DC	10 W	640 lm	48 V DC	-	NSYLAMLDVDC	IEC UL	NSYLAM3MDC NSYLAM3MDCUL	- -

Cost-effective LED lamps



Portable LED lamp



Power	Voltage	Frequency	Luminous flux	Dimensions	References	With switch
				mm (in)		
5 W	120-230 V AC	50-60 Hz	500 lm	311x30.5x22 (12.20x1.20x0.88)	NSYLAMT5LD1	-
10 W	120-230 V AC	50-60 Hz	1100 lm	560x30.5x22 (22.05x1.20x0.88)	NSYLAMT5LD2	-
10 W	230 V AC	-	1100 lm	-	-	NSYLAMPORLTD
5 W	24-48V DC	-	470 lm	310x30.5x22 (12.20x1.20x0.87)	NSYLAMT5LD1VDC	-

5

Transversal Accessories


Door Accessories

PanelSeT Floor-Standing



Metal Document Pocket

Enclosure dimensions W (mm)	Reference
600	NSYSDP6M
800	NSYSDP8M




Folding Support Tray

Enclosure dimensions W (mm)	Reference
500	NSYSDT5
600	NSYSDT6
800	NSYSDT8



Door Cross Rails

Dimensions W (mm)	Reference
400	NSYSDCR4
500	NSYSDCR5
600	NSYSDCR6
800	NSYSDCR8
1000	NSYSDCR10



Door Retainer

Door stop model	For enclosures	Limit	Reference
Mechanical	PanelSeT SFN	90° & 120°	NSYSFMDR
	PanelSeT SM	90°	NSYSMDR
Pneumatic	PanelSeT SFN	90° & 120°	NSYSFNDR
	PanelSeT SM	90° & 120°	NSYSMNDR*

* Compatible with SFN.



Door Switch

For ranges	Reference
SFN - SFX	NSYDCM20
SM	NSYMDCM20
PLA	NSYSNLPLA

5

PanelSeT Wall-Mounting



Steel Door Retainer

Description	Reference
For steel enclosure	NSYAEDRSCST



Polyamide Door Retainer

Description	Reference
For steel enclosure	NSYAEDRS3DPA6



Door Switch

For ranges	Reference
S3D, S3X	NSYINLCRN

Plastic Document Pocket



Document format	Reference
A5	NSYDPA5
A4	NSYDPA4
A4	NSYDPA44⁽¹⁾
A3	NSYDPA3

(1) Not compatible with 19" chassis or modular enclosure.

Earth Braids



Length (mm)	Width (mm)	Section (mm ²)	Terminal Ø (mm)	References
150	12	6	7	NSYEB156D6
150	17	10	7	NSYEB1510D6
155	17	16	8.5	NSYEB1516D8
200	27	25	8.5	NSYEB2025D8
200	33	50	8.5	NSYEB2050D8

Earth Cables



Length (mm)	Section (mm ²)	Terminal Ø (mm)	References
130	6	6.4	NSYEL136D6
160	6	6.4	NSYEL166D6
160	6	8.3	NSYEL166D8
220	6	6.4	NSYEL226D6
220	25	8.3	NSYEL2225D8
250	10	6.4	NSYEL2510D6
350	25	8.3	NSYEL3525D8

Earthing Strip



References
NSYECB1M153

Central Earthing Point



References
NSYCEP

Fixing Lugs for the Earthing Strip



References
NSYEDCOS

5

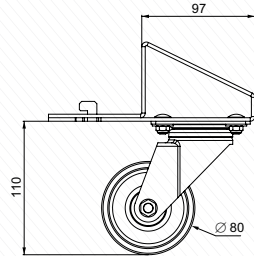
Transversal Accessories Floor Accessories

Transport Casters

References

NSYSTW*

* Only for PanelSeT SM, SFN and SD.



Enclosure Casters

References

NSYSW




Levelling Feet (fixed and adjustable)



Model	References
Fixed feet	NSYSPSJ
Adjustable feet	NSYSPRJ

Hygienic 316L Stainless-Steel Feet



Model with height (mm)	References
200	NSYPHX200

Schneider Electric has selected a wide variety of spare parts for your enclosure. Whether your enclosure has been built recently or is several years old, the replacement parts you need are available.

Any time there is a mistake in a cut-out, a lost component, a logistics issue or an old product you have to repair, we make it easier for you to fix by providing the right solution.




5

	Cable gland plate	Plain doors	Transparent door	Door accessories	Earthing accessories	Fixing hardware
SBM						
S3D		■	■	■	■	■
S3DM					■	■
S3DC					■	
S3DB		■			■	
SFN				■		■
SM	■	■		■		
S3X		■	■	■		
SMX		■				
SFX		■		■		
PLA		■		■		■
PLM		■	■	■		■
SD	■			■		
S3CM		■		■	■	
S3HF					■	
S3DEX		■			■	
PHD	■	■		■		
S3HD	■	■		■		
SFHD	■	■				
References	NSYCE●●●	NSYD●●● NSYS●D●●●	NSYD●●●T NSYS●D●●●T	NSYAED●●● NSYDH●●● NSYH●●●	NSYSWMEL	NSYAS●●● NSYCS●●● NSY●●●CG●●●



Consult the universal enclosures general catalogue.



Locking accessories	Panels	Installation acc.	plinth accessories	Roof	Roof accessories	Miscellaneous	
						Bag of accessories (screws)	SBM
■	■						S3D
■	■						S3DM
■	■						S3DC
■							S3DB
■	■	■	■	■		Gaskets for framework uprights	SFN
■			■				SM
■							S3X
							SMX
■							SFX
■			■				PLA
■							PLM
	■						SD
	■						S3CM
■							S3HF
■	■						S3DEX
■			■				PHD
■				■			S3HD
■	■			■			SFHD
NSYAEDL●●● NSYBTA●●● NSYV●●● NSYLCK●●● NSYLS●●●	NSYPA●●● NSYBP●●● NSYSWM●●●	NSYSQCR●●●	NSYPC●●● NSYZZ●●●	NSYRS●●● NSYTJ●●● NSYSC●●●	NSYTRIM●●●	-	References



A complete offer, easy to request and install:

- Complete and consistent offer of spare parts
- Each fragile component can be ordered
- In most cases, parts can be replaced quickly without changing the enclosure
- Clear delivery time
- Defined price
- International availability

Check with your local contact.



Selection and Configuration Tools

Web Catalogue	p.66
Product Selector	p.66
ProClima Web	p.67
Custom Enclosure Configurator	p.67
Panel SeT and Thalassa Enclosure Customization Services...	p.68

Selection and Configuration online tools

Quickly select the right product, its components and accessories, or configure your enclosure solutions to suit your specific needs with our easy-to-use and free digital tools.

Web Catalogue

Access our full catalogue of Universal Enclosures and Thermal Management ranges directly from www.se.com website

- Library of product data sheets, technical documentations, catalogues and brochures
- Product Certificates
- 2D and 3D drawings
- FAQ, technical and Commercial Support



Interactive Online Catalogue

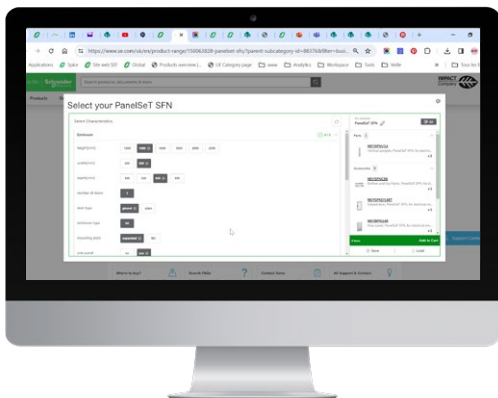
6



All the universal enclosures offers in a single document, with functionalities adapted to online use: Easy browsing features, Bookmarks, PDF export, Links to additional technical informations



Product Selector

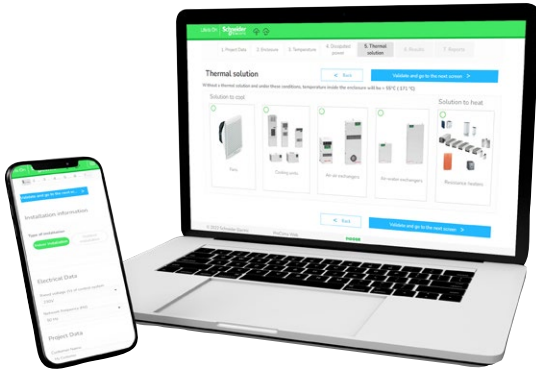


Save time by finding the exact product references of a selected range and its compatible components and accessories.

No need to log in, enjoy easy and error-free compatibility selection in just a few clicks.



ProClima Web



Design the optimal thermal management solution for your control panels and keep up the health of electric and electronic devices inside your enclosures. ProClima web tool features:

- 2 advanced algorithms for indoor and outdoor calculations
- Thermal databases with >10.000 weathering outdoor stations
- Mechanical compatibility between thermal solutions and enclosure
- Enclosure drawings to preview panel design
- Fully integrated into SEE Electrical from ETAP



Discover ProClima

Custom Enclosure Configurator

Custom Enclosure Configurator allows to adjust enclosures to your specifications in a couple of minutes, instantly returning price quotation and delivery lead times.

It's a convenient, simple-to-use tool that gives you a wide variety of options to choose from, from different cutout shapes to paint colors and accessory fittings.



Configurator
Tool



* Available in France, Spain, Germany, Netherland and UK in 2023.

PanelSeT and Thalassa Enclosure Customization Services



The Customized Solutions

Enclosure preparation takes precious time away from actual panel building

Preparing your Enclosure can take a significant amount of time and manual labor. Not only that, achieving a high-quality final result can be challenging.

This work can make you lose time on tasks such as:

- Drilling cut-outs for push-buttons, light indicators and cable entries
- Adding device fitting plates and cable glands
- Milling
- Deburring
- Painting

That's where Schneider Electric's PanelSeT and Thalassa enclosure customization services fit in. We can insource the low-value customization work and get it done quickly for you. That way, your enclosures are ready for wiring when they arrive, saving you time and reducing costs, whilst also improving the quality of your panels.

To define your basic customization projects, choose the online configurator

Specify settings and get a quote in a single tool, then email your order in

For basic customization work (see next page for advanced customization), the Custom Enclosure Configurator allows you to adjust the enclosure to your specifications in a couple of minutes.

And it provides you with a price quote and delivery lead time.

It's a convenient, simple-to-use tool that gives you a wide variety of options to choose from, from different cut-out shapes to paint colors and accessory fittings.

To define complex customization projects, contact our experts

For complex projects requiring advanced customization, a dedicated team of Schneider Electric experts will guide you through the process

Here's an outline of our advanced customization process:

- Provide your specifications
- Get a feasibility study and quotation
- Confirm and place your order
- Manufacturing starts
- A quality assessment is performed
- Your product is delivered

For more information, consult the customization guide



Quick Selection Guide PanelSeT and Thalassa Enclosure Customization Services



Time Savings
Delivered with cut-outs and painting: no waste of time



Logistics
• Flexible management of your logistics option (scheduled delivery service for on-going orders)
• Special packaging



Simplified Installation
Enclosures delivered with cut-outs: no special tools required



Ergonomic Design
Customized project dedicated to your personal requirements



Increased Life-Time
• Cut-outs made before painting ensure corrosion protection and reliable sealing
• Painting service for better protection



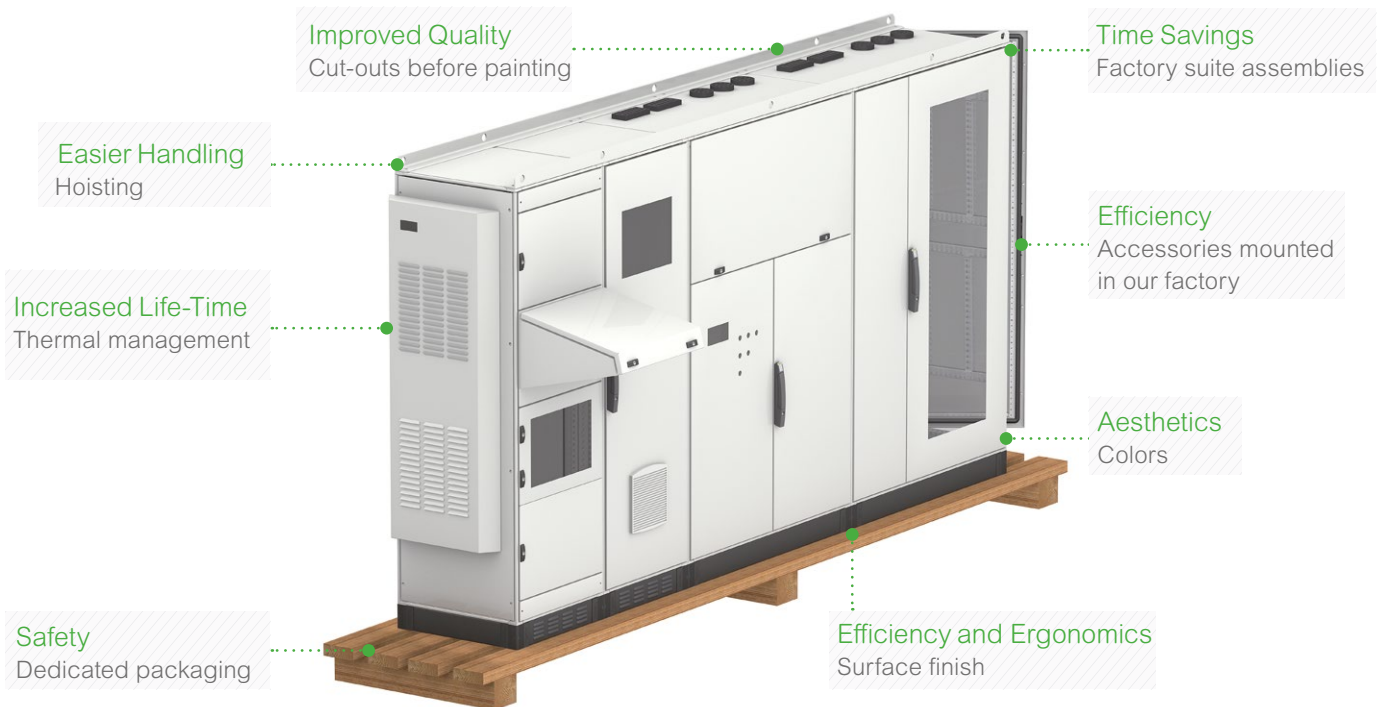
Improved Quality
• No burrs on edges of cut-outs
• Help guarantee manufacturing tolerances



Aesthetics
• Large choice of colors
• No scratches in external surfaces



Higher Performance
• Adapted thermal management
• Higher-grade stainless-steel



Let your Schneider Electric contact be your guide:

- Get your enclosures prepared by powerful industrial resources
- Benefit from execution compliant with Schneider Electric quality standards
- Obtain Minimum lead time from specification to delivery

Contact your Schneider Electric sales representative

Enclosures and Thermal Management Systems Certifications

Range	Empty assemblies					Equipped assemblies
	Empty assemblies for low-voltage switchgear	Standards for industrial equipment and UL classification	Marine environment classification or approval for protection and resistance to vibrations	Enclosures installed in a potentially explosive atmosphere	Outdoor heavy-duty enclosures	Low-voltage switchgear and controlgear assemblies
	Standard/Directive IEC 62208	UL508A and CAN CSA C22-2 no. 14	Compliance with requirements of certified bodies	European directive no. 2014/34/EU EN60079-0 / EN60079-7 EN60079-3 / EN60529	IEC 61439-5 ISO 12944-6 IEC 61969-3	IEC 61439-1 and 2
PanelSeT						
SBM	●	●	● ●			
S3D	● ● (6)	●	● ● ●			
S3DEX		●		●		
S3HF		●				
S3HD	● (6)	●			●	
S3CM		●				
SM	● ● (6)	●	●			
SFN	● ● (6)	●	● ●			●
SFN HD	● ● (6)	●			●	●
PrismaSeT HD	● (6)					●
MCC		●				●
SBX	●	●	●			
S3X	●	●	●			
SMX	●	●	● (3)			
SFX	● (3)	●	● (3)			
Thalassa and PanelSeT						
TBS/TBP	●	● (1)				
PLS	●	●				
PLM	● ● (6)	●	●			
PLA	● ● (6)	●	●			
PLAT	● ● (6)	●				
PLAZ	● ● (6)	●				
PLAZT	● ● (6)					
PHD	● (6)	●			● (2)	
ClimaSys (4)						
CV		●				
CU		●				
CE		●				
CR		● (5)				
CC		●				

(1) Only TBP. / (2) ISO 12944-6 only applies to the PanelSeT enclosures. / (3) Only for single-door versions. / (4) EAC compliant. / (5) The insulated and aluminum resistance heaters of 12-24 V DC and 270-420 V AC are not certified. / (6) Certificate by DEKRA.

For other certifications and declarations of conformity please consult us.

Official certification body									
Bureau Veritas	LCIE (Bureau Veritas)	Bureau Veritas Marine Division	TÜV Rheinland Group	Underwriters Laboratories	Laboratorio Oficial J.M. Madariaga	DNV-GL	Lloyd's Register	Dekra	Asefa
●	●	●	●	●	●	●	●	●	●



Green Premium™

An industry leading portfolio of offers delivering sustainable value

More than 75% of our product sales offer superior transparency on the material content, regulatory information and environmental impact of our products:

- RoHS compliance
- REACh substance information
- Industry leading # of PEP's*
- Circularity instructions

*PEP: Product Environmental Profile (i.e. Environmental Product Declaration)

Discover what we mean by green!
Check your products!



Scan or click

The Green Premium program stands for our commitment to deliver customer-valued sustainable performance. It has been upgraded with recognized environmental claims and extended to cover all offers including products, services and solutions.

CO₂ and P&L impact through... resource performance
Green Premium brings improved resource efficiency throughout an asset's lifecycle. This includes efficient use of energy and natural resources, along with the minimization of CO₂ emissions.

Cost of ownership optimization through... circular performance
We're helping our customers optimize the total cost of ownership of their assets. To do this, we provide IoT-enabled solutions, as well as upgrade, repair, retrofit, and remanufacture services.

Peace of mind through... health performance
Green Premium products are RoHS and REACh compliant. We're going beyond regulatory compliance with step-by-step substitution of certain materials and substances from our products.

Improved sales through... differentiation
Green Premium delivers strong value propositions through third-party labels and services. By collaborating with third-party organizations we can support our customers in meeting their sustainability goals such as green-building certifications.



Schneider Electric Industries SAS

35, rue Joseph Monier
CS 30323
92506 Rueil Malmaison Cedex
France

RCS Nanterre 954 503 439
Capital social 896 313 776 €
www.se.com

06-2024
UEMKCAT035EN

© 2024 - Schneider Electric - All rights reserved.
All trademarks are owned by Schneider Electric Industries SAS or its affiliated companies.
QR Code is a registered trademark of DENSO WAVE INCORPORATED in Japan and other countries.

This document has been
printed on recycled paper. 