

Installation Instructions

1.0 Product Range

TPWPLED1	20 W Weatherproof Batten LED, 600 mm, 5000K, IP65
TPWPLED2	40 W Weatherproof Batten LED, 1200 mm, 5000K, IP65

2.0 Installation Requirements

WARNING

RISK OF ELECTRIC SHOCK

It is illegal for persons other than an appropriately licensed electrician or other persons authorised by legislation to work on the fixed wiring of any electrical installation.

- To comply with all safety standards, the product must be used only for the purpose described in this instruction and must be installed in accordance with the wiring rules and regulation in the location where it is installed. e.g. AS/NZS 3000 Electrical Installations
- There are no user serviceable parts inside the product.

Failure to follow these instructions can result in death or serious injury.

- The product is class 1.
- Check whether the product has been damaged during transport. Do not operate/install any product which appears damaged in any way. Return the complete product to the place of purchase for inspection, repair or replacement.
- Take care not to pull any electrical wires during unpacking as this may damage the connection.
- Isolate the electrical supply before commencing any work on this equipment.
- Select a suitable location for installation. This product is rated for ingress protection to IP65.

CAUTION

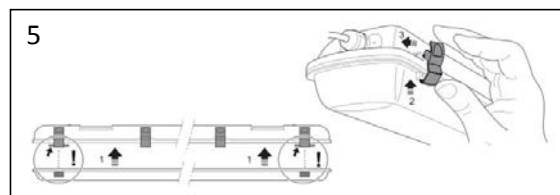
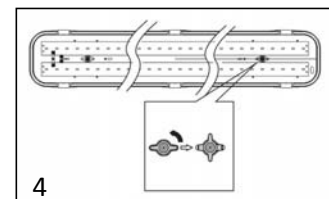
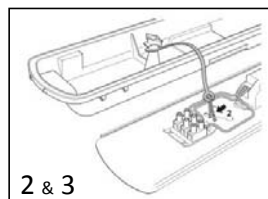
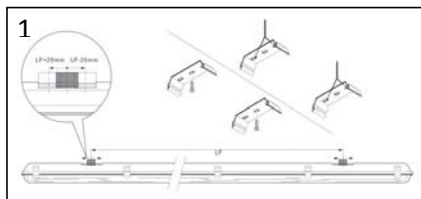
RISK OF BURN INJURIES

During and after use the unit may be hot. Do not touch the unit before it has completely cooled down.

Failure to follow these instructions can result in minor injuries or equipment damage.

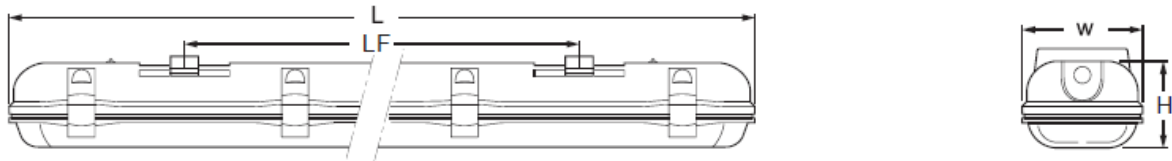
3.0 Installation Instructions

1. Isolate mains power near location so as not to cause electrical hazard. Select desired location to mount LED Weatherproof Batten. Measure and mount included mounting clips to the desired surface.
2. Open luminaire by releasing the clips holding the diffuser and remove gear-tray ensuring lanyard is still connected between gear tray and luminaire body.
3. Terminate mains cable to the terminal block on the gear-tray.
4. Secure the gear-tray using the twist locks.
5. Position the diffuser and secure using the clips provided.
6. Test the installation in accordance with the wiring rules that are applicable for electronic products.
7. Switch on mains power to the product.



4.0 Product Specifications

Cat #	TPWPLED1	TPWPLED2
Voltage Rating	240 V a.c., 50 Hz	240 V a.c., 50 Hz
LED Power	20 W	40 W
Total System Power	22 W	44 W
Lumens	1900 lm	3800 lm
Colour Temperature	5000K	5000K
CRI	> 80	> 80
IP rating	IP65	IP65
IK rating	IK08	IK08
LED Lamp Life (L70)	50,000 hrs	50,000 hrs
Length (L)	664 mm	1274 mm
Width (W)	140 mm	140 mm
Height (H)	90 mm	90 mm
Length between mounting center's (LF)	350 mm	900 mm
Weight	1.16 kg	2.26 kg
Operating temperature	-10°C to + 50°C	
Operating humidity	+10% to +85% RH, non condensing	
Storage temperature	0°C to + 60°C	
Storage humidity	+10% to +85% RH, non condensing	



5.0 Warranty

Schneider Electric (Australia) Pty Ltd, (Clipsal by Schneider Electric), warrants this product to be free from defects in materials and workmanship for a period of three years from the date of installation. The benefits conferred herein are in addition to any other rights and remedies you may have at law in respect to this product. Australian and New Zealand customers please see the notes below.

Australia: Australian Consumer Law specifies that our goods come with guarantees that cannot be excluded. You are entitled to a replacement or refund for a major failure and compensation for any other reasonably foreseeable loss or damage. You are also entitled to have the goods repaired or replaced if the goods fail to be of acceptable quality and the failure does not amount to a major failure.

New Zealand: This guarantee is in addition to and does not affect your rights under applicable law, except where that law expressly provides otherwise. The Consumer Guarantee Act 1993(NZ) will not apply if this product is purchased for the purpose of business.

This warranty is expressly subject to the Schneider Electric product being installed, wired, tested, operated and used in accordance with our instructions and specifications. Any alterations or modifications made to the product without our permission will void the warranty. Schneider Electric will at its option repair, replace or refund any defective product. The cost of replacement or repair of a defective product is limited to the price of the product only. Schneider Electric will not be responsible for the cost of retrieving, removing, reinstalling, transporting (including return of the defective product to us) or re-testing a product.

How to make a claim: You shall provide Schneider Electric with adequate particulars of the defect within 28 days of the fault occurring. Contact your local Schneider Electric, PDL or Clipsal products' supplier and provide the details of the date of purchase, description of load or connections and the circumstances of the failure. Returned products must be securely packed and labelled for proper processing.



by Schneider Electric

Australia
Schneider Electric (Australia) Pty Ltd
 Customer Care Australia:
 1300 369 233
 Email:
 customercare.au@schneider-electric.com
 www.schneider-electric.com.au

Technical and Sales Support

For assistance with technical problems, contact your nearest Schneider Electric sales representative.

New Zealand
Schneider Electric (NZ) Ltd
 38 Business Parade South, Highbrook,
 East Tamaki, Manukau 2013
 P.O. Box 259370 Botany, Manukau 2163
 Telephone +64 9-829 0490, Fax +64 9-829 0491
 After hours service hotline:
 0800 735 4357 (New Zealand only)
 Customer Care: 0800 652 999
 Email:
 sales@nz.schneider-electric.com
 www.schneider-electric.com

Schneider Electric reserves the right to change specifications, modify designs and discontinue items without incurring obligation and whilst every effort is made to ensure that descriptions, specifications and other information in this catalogue are correct, no warranty is given in respect thereof and the company shall not be liable for any error therein.

© Schneider Electric 2016

This material is copyright under Australian and international laws. Except as permitted under the relevant law, no part of this work may be reproduced by any process without prior written permission of and acknowledgement to Schneider Electric.

