

A man with glasses and a plaid shirt is looking at a tablet in a server room. The background shows server racks with green cables and lights.

# APC™

## Easy UPS On-Line 230 V

### Product Brochure

For IT professionals in small to medium businesses, APC™ Easy UPS On-Line provides advanced power protection in unstable power conditions, ensuring consistent and reliable connectivity.

APC Easy UPS On-Line is a versatile, high quality, cost-competitive UPS, developed to handle a wide input voltage range and inconsistent power conditions, delivering quality power to millions of IT professionals around the world trust.

That's Certainty in a Connected World.



[apc.com](http://apc.com)

Life Is On

Schneider  
Electric

# APC Easy UPS On-Line standard features and applications

## Standard Models

Built-in batteries for Plug-and-Play will provide a ~2 to 4 min typical battery backup power for the connected equipment at full load.

## Extended-Run Models

Extended-run models have the capability to add external battery packs to scale runtime from minutes to hours, making them ideal for mixed load applications.

## UXI Models

UXI series has the capability to add third-party external batteries to get longer runtime, providing flexibility when selecting batteries.

## Standard Features

### True on-line double-conversion

Ensures clean, reliable power supply to essential loads from brownouts, line noise, voltage transients and power outages.

### High Power Factor

- 0.8 PF for 3000 VA and below
- Unity power factor VA = Watt for 5000 VA and above

Powers more servers than similar UPSs with equivalent VA ratings with lower power factors.

### Built-in Automatic Bypass

Ensures seamless power to the load even in the event of UPS internal detected fault or error.

### Cold Start Capability

Enables user to power up connected equipment's on battery mode when utility power is not available.

### High Efficiency

Up to 88 – 94% efficiency in on-line double-conversion mode and 95 – 97% in ECO mode which saves utility and cooling costs without compromising performance or reliability.

### Environmentally Robust

Conformal coated to help protect the components from the elements, including moisture, dust and extreme temperatures.

### 2 years warranty on UPS

Comprehensive warranty for electronics and battery functionality provides peace of mind. In an unlikely event of a detected fault or error, your product will be repaired or replaced quickly.

### Wide Input Voltage Range

1000 – 3000 VA/110 – 285 Vac, 5000 – 20,000 VA/ 110 – 300 Vac, works in unstable power conditions and minimizes transfer to battery.

### LCD/LED Display

Intuitive interface provides detailed and accurate information about UPS status with ability to configure locally.

### Generator Compatible

Generator-compatible with a wide Input Frequency range (40 – 70 Hz) ensures clean, uninterrupted power to the loads during power outage.

### Emergency Power Off (EPO)

Remote UPS shutoff in the event of a fire or other emergency. The UPS can accept normally closed (NC) contacts (on select models only).


### 1:1, 3:1 input hard-wire options

Product can be wired for 3-PH or 1-PH input (10,000 VA, 15,000 VA and 20,000 VA UXI models only).


### Typical applications

- Small data centers and computer rooms
- Manufacturing facilities
- Telecommunication
- Healthcare IT
- Network Storage Devices

# Easy UPS On-Line Accessories




Management card: AP9544




Battery pack: SRV72RBP-9A



AP9811



Rail kit: SRVRK2



Parallel kit: SRVPK001

## Management cards

- AP9544: Network management card for remote monitoring of UPS.
- VGL9901: Dry contact card to monitor external triggers and initiate actions.
- SRVSMB001: Modbus card for communication with PCs through MODBUS protocol.
- AP9811: The USB to Dry Contact Accessory for NMC provides an interface for connecting a Network Management Card 3 (AP9544) with a peripheral dry contact device such as a button, door sensor, alarm panel or float switch. From the NMC3 user interface, you can monitor the state of the input device, configure the dry contact settings and actions based on status changes or UPS events.

Note: Purchase and activation of license is require to access all features and capabilities of AP9544 card.

## Battery packs

- SRV72RBP-9A/SRV72RBP-INX: External battery pack for 2000 VA and 3000 VA extended run UPS.
- SRV240RBP-9A/SRV240RBP-INX: External battery pack for 5000 VA, 6000 VA and 10,000 VA extended run UPS.
- SRV120RLBP2-9A: External battery pack for 10,000 VA, 15,000 VA and 20,000 VA (3:1) extended run UPS.

## Rail kits

- SRVRK1: 700 mm depth rail kit. Can support rack mount installation for standard 19-inch rack equipment with maximum weight of 60 kg.
- SRVRK2: 900 mm depth rail kit. Can support rack mount installation for standard 19-inch rack equipment with maximum weight of 100 kg.

## Parallel kit

- SRVPK001: Parallel kit for 5000, 6000 and 10,000 VA (1:1) models to connect up to 3 UPSs in parallel for capacity addition.
- SRVPK002: Parallel kit for 10,000, 15,000 and 20,000 VA (3:1) models to connect up to 3 UPSs in parallel for capacity addition.

**Note:** Remote monitoring and graceful server shutdown with PowerChute software is not supported in parallel configuration.

## Runtime estimates at half and full load for extended runtime models (minutes)

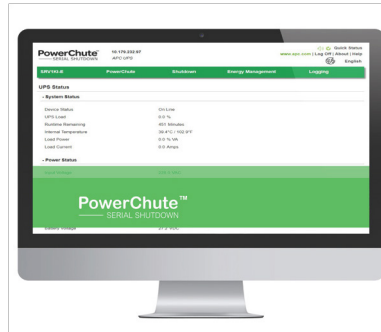
Number of Battery Packs	SRV2KRIL-IN	SRV3KRIL-IN SRV3KRIL-INX	SRV5KRIL-IN	SRV6KRIL-IN SRV6KRIL-INX	SRV10KRIL-IN
UPS at half/full loads	800/1600	1200/2400	2500/5000	3000/6000	5000/10000
(1) Battery pack (default)	48/22	28/13	21/8	16/6	8/2
(2) Battery packs	141/52	74/30	49/21	39/16	21/8
(3) Battery packs	190/86	116/54	80/34	64/27	34/14
(4) Battery packs	244/117	144/65	113/48	90/39	48/21

**Note:** Runtime in the table are approximate only. All measurements taken with new, fully charged batteries, at typical environmental conditions, with no electrical input and balanced resistive load (PF = 1.0) output.

# Easy UPS Management Solutions

## PowerChute™ Serial Shutdown

For Graceful Unattended Shutdown of Servers and Workstations



### Key Features

#### Convenience

- Initial Set-Up Wizard
- SMTP Authentication
- Password Security
- Secure Communication
- Multiple Language Support

#### Manageability

- Notification
- Data Logging
- Event Logging
- Run Command File
- Multiple Easy UPS Management

#### Protection

- Load Shedding
- Scheduling Capability
- Operating System Shutdown
- Sequenced Network Shutdown and Reboot
- Outlet Group Control

#### Compatibility

- System Event Log Integration
- Enterprise Management System Compatible
- PowerChute Serial Shutdown OS Compatibility


#### Energy Management

- Configurable energy costs
- CO2 emissions reporting
- Energy usage reporting
- Energy cost reporting

Graceful unattended shutdown of servers and workstations using serial or USB cables helps prevent data corruption and costly equipment damage. Learn more on [apc.com/pcss](http://apc.com/pcss).

## Optional Easy UPS Network Management Card (AP9544)

Easy UPS Network Management Card (AP9544) allows for secure remote monitoring of an individual UPS via web browser or command line interface.



### Key Features

#### Enhanced Security

- Secure Boot with Root of Trust
- Increased password security with stricter credentials and force password policy configurations
- 3-tier user access (read only, device and administrator)
- Secure access SSH, HTTPS (TLS 1.2)
- Secure file transfer (SCP)
- 2048-bit encryption key support (SSH/web)

#### Enhanced Performance

- 1 Gigabit Ethernet connection (RJ-45 10/100/1000 Base-T)
- Simultaneous multiple user login: Supports multiple sessions

#### Enhanced User Experience and Troubleshooting

- Pre-loaded multiple language support
- Micro USB based console

For more information, visit [apc.com/secure-nmc](http://apc.com/secure-nmc).

# Standard Models

## SKU technical specifications

Product feature	SRV1KL-IN SRV1KL-INX	SRV2KL-IN	SRV3KL-IN
Power rating	1000 VA/800 W	2000 VA/1600 W	3000 VA/2400 W
Input			
Nominal input voltage	230 V		
Input voltage range at full load (half load)	160 – 280 V (110 – 280 V)		
Input frequency	40 – 70 Hz auto-selecting		
Input connection	IEC 60320 C14		IEC 60320 C20
Output			
Nominal output voltage	230 V (220 V, 240 V user selectable)		
Output frequency	50/60 Hz ± 3 Hz (On Mains) or 50/60 Hz ± 0.1 Hz (On Battery)		
Topology	Double-conversion on-line		
Waveform type	Pure sine wave		
Efficiency: Double-conversion mode (typical)	Upto 88%		Upto 90%
Efficiency: ECO mode (typical)	Upto 95%		
Output connections	(4) India socket		(4) India socket (1) Hard wire 3-wire (1P+N+G)
Battery and Runtime*			
Battery type	Sealed maintenance free valve regulated lead acid battery (leak proof)		
Battery capacity	12 V 7 Ah (3)	12 V 9 Ah (4)	12 V 9 Ah (6)
Battery voltage	36 Vdc	48 V	72 V
Typical recharge time	4 hours to recover 90% of capacity		
Runtime at half load (min)	12	10	11
Runtime at full load (min)	4	2	3
Communications and management			
Interface ports	Serial RS-232, USB (Type B), Intelligent Slot		
Control panel	LED indicators, multi-function LCD, status and display console		
Emergency Power Off (EPO)	Yes (NC contacts)	-	-
Physical			
Rack height (U)	2U		
Dimensions W x H x D (mm)	438 x 86.2 x 412.2	438 x 88 x 462	438 x 88 x 632
Net weight (kg)	13.6	19	28
Color	RAL 7010		
Environment			
Operating temperature	0 to 40 °C		
Relative humidity	0 to 95% non-condensing		
Operating elevation Audible noise at 1 m from unit	0 to 2,000 m at 100% load Less than 50 dBA		
International Protection Code	IP20		
Conformance			
Regulatory approvals	BIS		
Standard warranty	2 years repair or replace		

All specifications are subject to change without prior notice.

\* Runtime in the table are approximate only. All measurements taken with new, fully charged batteries, at typical environmental conditions, with no electrical input and balanced resistive load (PF = 1.0) output

# Extended Run Models

## SKU technical specifications

Product feature	SRV2KRIL-IN	SRV3KRIL-IN SRV3KRIL-INX	SRV5KRIL-IN	SRV6KRIL-IN SRV6KRIL-INX	SRV10KRIL-IN
Power rating	2000 VA/1600 W	3000 VA/2400W	5000 VA/5000 W	6000 VA/6000 W	10,000 VA/10,000 W
Input					
Nominal input voltage	230 V				
Input voltage range at full load (half load)	160 – 280 V (110 – 280 V)		176 – 300 V (110 – 300 V)		
Input frequency	40 – 70 Hz auto-selecting				
Input connection	(1) Hard wire 3-wire (1P+N+G)				
Output					
Nominal output voltage	230 V (220 V, 240 V user selectable)				
Output frequency	50/60 Hz $\pm$ 3 Hz (On Mains) or 50/60 Hz $\pm$ 0.5% (On Battery)				
Topology	Double-conversion on-line				
Waveform type	Pure sine wave				
Efficiency: Double-conversion mode (typical)	Upto 88%	Upto 90%	Upto 94%		
Efficiency: ECO mode (typical)	Upto 95%		Upto 97%		
Output connections	(3) India socket (1) Hard wire 3-wire (1P+N+G)		(1) Hard wire 3-wire (1P+N+G)		
Battery and Runtime*					
Battery type	Sealed maintenance free valve regulated lead acid battery, leak proof				
Battery capacity	2 strings of 12 V 9 Ah (6)		1 string of 12 V 9 Ah (20)		
Battery voltage	72 V		240 V		
External battery pack	SRV72RBP-9A		SRV240RBP-9A		
Typical recharge time	4 hours to recover 90% of capacity				
Runtime at half load (min)	47	29	24	18	8
Runtime at full load (min)	19	10	8	6	2
Communications and management					
Interface ports	Serial RS-232, USB (Type B), Intelligent Slot				
Control panel	LED indicators, multi-function LCD, status and display console				
Emergency power off (EPO)	Yes (NC contacts)				
Physical					
Rack height (U)	4U		5U		
Dimensions W x H x D (mm) (Power module)	438 x 86 x 462		438 x 86 x 615		
Dimensions W x H x D (mm) (Battery pack)	438 x 86 x 632		438 x 133 x 606		
Net weight (kg) (Power module)	9.3	10.1	15		16
Net weight (kg) (Battery pack)	40		63		
Color	RAL 7010				
Environment					
Operating temperature	0 to 40 °C				
Relative humidity	0 to 95% non-condensing				
Operating elevation	0 to 2,000 m at 100% load				
Audible noise at 1 m from unit	Less than 50 dBA		Less than 60 dBA		
International protection code	IP20				
Conformance					
Regulatory approvals	BIS				
Standard warranty	2 years repair or replace				

All specifications are subject to change without prior notice.

\*Runtime in the table are approximate only.

All measurements taken with new, fully charged batteries, at typical environmental conditions, with no electrical input and balanced resistive load (PF = 1.0) output.

# UXI Models

## SKU technical specifications

Product feature	SRV1KUXI-IN SRV1KUXI-INX	SRV2KUXI-IN	SRV3KUXI-IN SRV3KUXI-INX	SRV5KL-IN* SRV5KUXI-IN	SRV6KL-IN* SRV6KL-INX* SRV6KUXI-IN
Power rating	1000 VA/800 W	2000 VA/1600 W	3000 VA/2400 W	5000 VA/5000 W	6000 VA/6000 W
Input					
Nominal input voltage	230 V				
Input voltage range at full load (half load)	160 – 280 V (110 – 285 V)			176 – 300 V (110 – 300 V)	
Input frequency	40 – 70 Hz auto-selecting				
Input connection	IEC 60320 C14	(1) Hard wire 3-wire (1P+N+G)			
Output					
Nominal output voltage	230 V (220 V, 240 V user selectable)				
Output frequency	50/60 Hz $\pm$ 3 Hz (On Mains) or 50/60 Hz $\pm$ 0.5 Hz (On Battery)				
Topology	Double-conversion on-line				
Waveform type	Pure sine wave				
Efficiency: Double-conversion mode(typical)	Upto 88%		Upto 90%		Upto 94%
Efficiency: ECO mode (typical)	Upto 95%			Upto 97%	
Output connections	(4) India socket	(3) India socket (1) Hard wire 3-wire (1P+N+G)		(1) Hard wire 3-wire (1P+N+G)	
Battery					
Battery type	No internal battery – uses external battery				
Battery charger capacity	1 – 8 A (selectable) for UXI models and 1 – 4 A (selectable) for non-UXI models*				
Battery Voltage	24 V	72 V		192 <sub>i</sub> – 240 V(selectable)	
Communications and management					
Interface ports	Serial RS-232, USB (type B), Intelligent Slot				
Control panel	LED indicators, multi-function LCD, status and display console				
Emergency power off (EPO)	Yes (NC contacts)				
Physical					
Rack height (U)	2U				
Dimensions W x H x D (mm)	438 x 86.2 x 332	438 x 86.2 x 462.2		438 x 86.5 x 615	
Net weight (kg)	72	9.8	10.1	15	
Color	RAL 7010				
Environment					
Operating temperature	0 to 40 °C				
Relative humidity	0 to 95% non-condensing				
Operating elevation	0 to 2,000 m at 100% load			0 to 1,000 m at 100% load	
Audible noise at 1 m from unit	Less than 50 dBA			Less than 60 dBA	
International protection code	IP20				
Conformance					
Regulatory approvals	BIS				
Standard warranty	2 years repair or replace				

All specifications are subject to change without prior notice.

\*Power derates to 80% of total capacity.

# UXI Models

## SKU technical specifications

Product feature	SRV10KUXI-IN SRV10KUXI-INX	SRV15KUXI-IN	SRV20KUXI-IN
Power rating	10,000 VA/10,000 W	15,000 VA/15,000 W	20,000 VA/20,000 W
Input			
Nominal input voltage	230 V (PH-N)/400 V (PH-PH) (default)		
Input voltage range at full load (half load)	176 – 300/305 – 520 V (110 – 300/190 – 520 V)	176 – 275/305 – 476 V (110 – 300/190 – 520 V)	
Input frequency	40 – 70 Hz auto-selecting		
Input connection	(1) Hard wire 3-wire (1P+N+G) or (1) Hard wire 5-wire (3P+N+G)		
Output			
Nominal output voltage	230 V (220 V, 240 V user selectable)		
Output frequency	50/60 Hz ± 3 Hz (On Mains) or 50/60 Hz ± 0.1 Hz (On Battery)		
Topology	Double-conversion on-line		
Waveform type	Pure sine wave		
Efficiency: Double-conversion mode (typical)	Up to 95%		
Efficiency: ECO mode (typical)	Up to 97%		
Output connections	(1) Hard wire 3-wire (1P+N+G)		
Battery			
Battery type	No internal battery – uses external battery		
Battery charger capacity	3 – 13 A (selectable)		
Battery Voltage	± 96 <sub>1</sub> – 120 V (selectable)		
Communications and management			
Interface ports	Serial RS-232, USB (Type B), Intelligent Slot		
Control panel	LED indicators, multi-function LCD, status and display console		
Emergency power off (EPO)	Yes (NC contacts)		
Physical			
Rack height (U)	3U		
Dimensions W x H x D (mm)	130.6 x 438 x 689.4		
Net weight (kg)	25	29	29
Color	RAL 7010		
Environment			
Operating temperature	0 to 40 °C		
Relative humidity	0 to 95% non-condensing		
Operating elevation	0 to 1,000 m at 100% load		
Audible noise at 1 m from unit	Less than 60 dBA		
International Protection Code	IP20		
Conformance			
Regulatory approvals	BIS	CE, IEC 62040-1, IEC 62040-2	
Standard warranty	2 years repair or replace		

All specifications are subject to change without prior notice.

<sup>1</sup>Power derates to 80% of total capacity.

Life Is On

**Schneider**  
Electric

[apc.com](https://apc.com)

**Schneider Electric Industries SAS**

Head Office  
35 rue Joseph Monier  
Rueil Malmaison 92500 - France  
Tel.: +33 (0)141 29 70 00

[www.se.com](https://www.se.com)