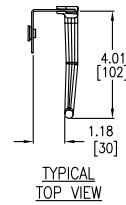



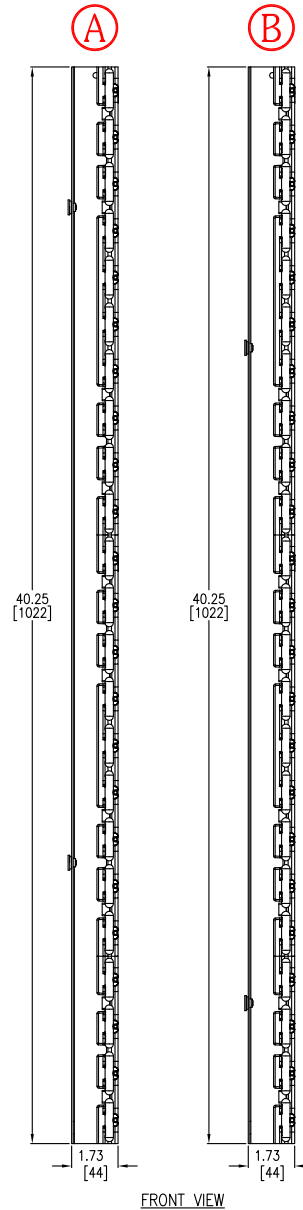
TYPICAL ENLARGED RIGHT SIDE VIEW
DETAIL-A



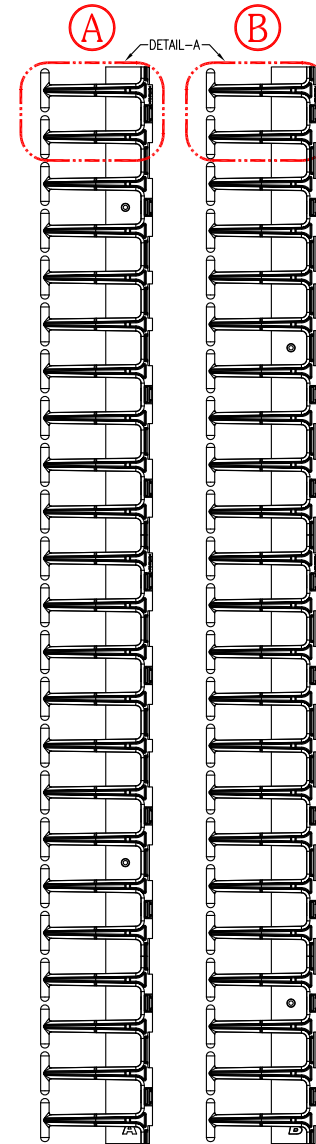
TYPICAL
TOP VIEW



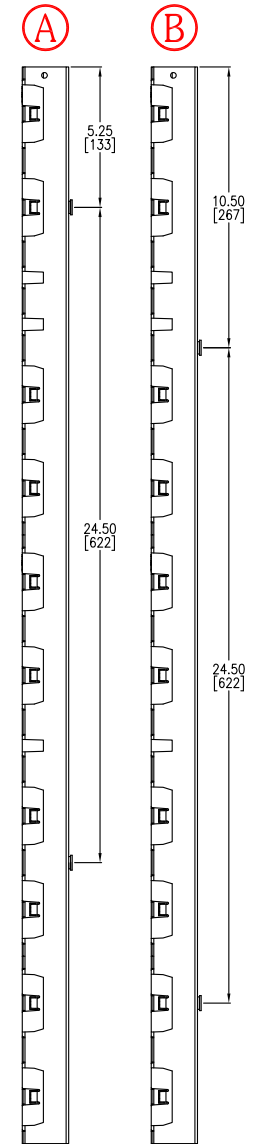
ISOMETRIC VIEW



FRONT VIEW



RIGHT SIDE VIEW



REAR VIEW

NOTES:

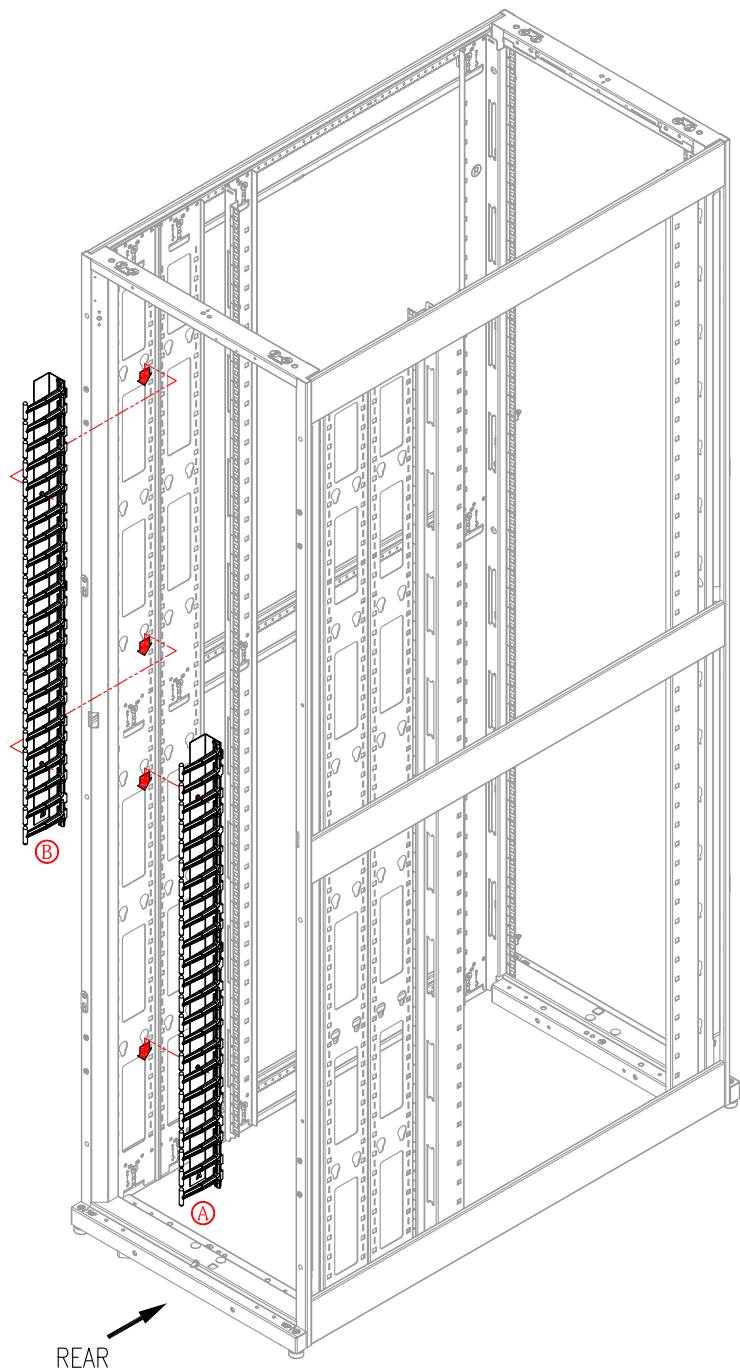
1. INSTALLATION SHALL COMPLY WITH ALL APPLICABLE NATIONAL, STATE AND LOCAL CODES.
2. PLEASE REFER TO PRODUCT DOCUMENTATION FOR FURTHER INFORMATION.
3. ALL DIMENSIONS ARE IN INCHES [MILLIMETERS].
4. WEIGHT OF UNIT IS 5.50 LBS [2.50 KG].

THIS DRAWING AND SPECIFICATIONS HEREIN ARE THE PROPERTY OF SCHNEIDER ELECTRIC AND SHALL NOT BE COPIED, REPRODUCED OR USED IN WHOLE OR IN PART, AS THE BASIS FOR THE MANUFACTURE OR SALE OF ITEMS WITHOUT WRITTEN PERMISSION FROM SCHNEIDER ELECTRIC. THIS DRAWING IS BASED UPON LATEST AVAILABLE INFORMATION AND IS SUBJECT TO CHANGE WITHOUT NOTICE.



TITLE: VERTICAL CABLE MANAGER FOR NETSHELTER SX 600mm WIDE 48U (QTY. 2) MAIN MECHANICAL
PROJECT: STD SUBMITTAL DRAWINGS SHEET 1 OF 2

DWG NO:	AR7723		REV:	0
DRAWN BY:	S CUNHA	21-NOV-13	THIRD ANGLE PROJ	
ENGINEER:	P FISCHER	21-NOV-13		
APPROVED BY:	J KUMMER	21-NOV-13		



NOTES:

1. INSTALLATION SHALL COMPLY WITH ALL APPLICABLE NATIONAL, STATE AND LOCAL CODES.
2. ONLY TWO ITEMS ("A" & "B") PER SKU.
3. REFER TO ENCLOSURE USER MANUAL FOR RAIL ADJUSTMENT TO ACCOMMODATE MOUNTING OF THE VERTICAL CABLE MANAGER.

AR3307 NETSHELTER SHOWN

THIS DRAWING AND SPECIFICATIONS HEREIN ARE THE PROPERTY OF SCHNEIDER ELECTRIC AND SHALL NOT BE COPIED, REPRODUCED OR USED IN WHOLE OR IN PART, AS THE BASIS FOR THE MANUFACTURE OR SALE OF ITEMS WITHOUT WRITTEN PERMISSION FROM SCHNEIDER ELECTRIC. THIS DRAWING IS BASED UPON LATEST AVAILABLE INFORMATION AND IS SUBJECT TO CHANGE WITHOUT NOTICE.



TITLE: VERTICAL CABLE MANAGER FOR NETSHELTER SK 600mm WIDE, 48U (QTY. 2) PRODUCT APPLICATION
 PROJECT: STD SUBMITTAL DRAWINGS SHEET 2 OF 2

DWG NO:	AR7723		REV:	0
DRAWN BY:	S CUNHA	21-NOV-13	THIRD	ANGLE
ENGINEER:	P FISCHER	21-NOV-13	PROJ	
APPROVED BY:	J KUMMER	21-NOV-13		