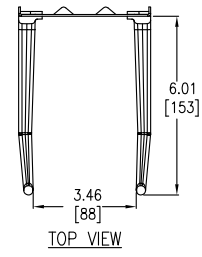
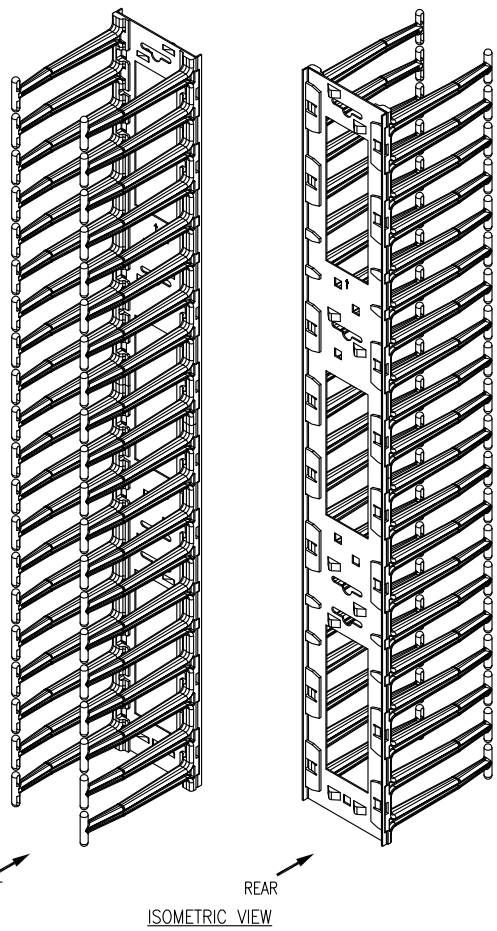


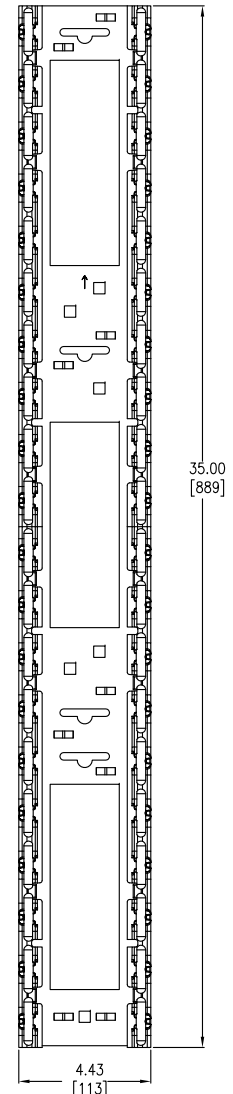
ENLARGED RIGHT SIDE VIEW
DETAIL-A



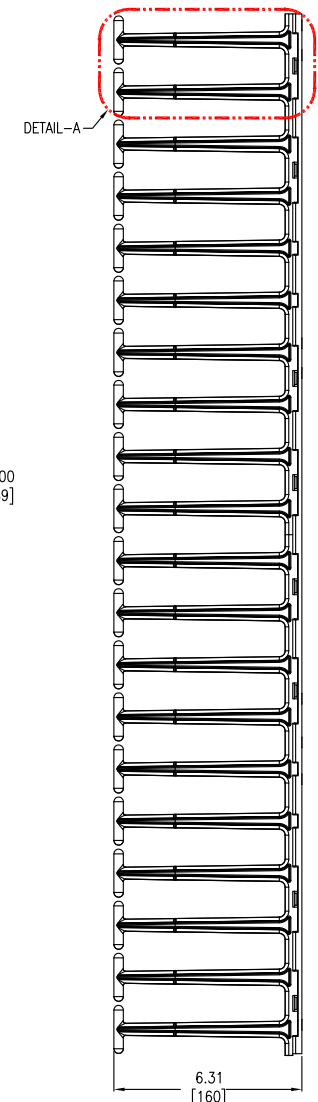
TOP VIEW



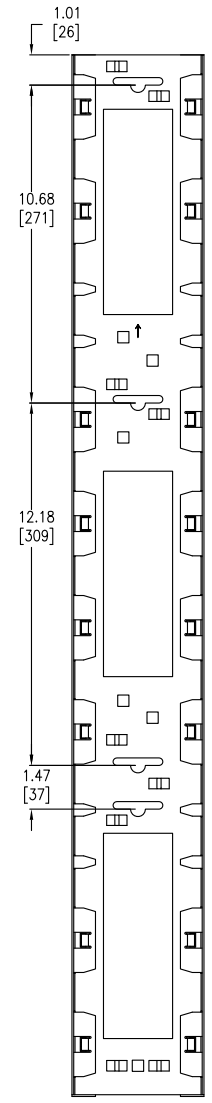
ISOMETRIC VIEW



FRONT VIEW



RIGHT SIDE VIEW



REAR VIEW

NOTES:

1. INSTALLATION SHALL COMPLY WITH ALL APPLICABLE NATIONAL, STATE AND LOCAL CODES.
2. PLEASE REFER TO PRODUCT DOCUMENTATION FOR FURTHER INFORMATION.
3. ALL DIMENSIONS ARE IN INCHES [MILLIMETERS].
4. WEIGHT OF UNIT IS 11.40 LBS [5.18 KG].

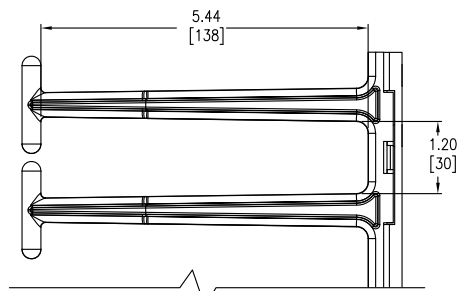
THIS DRAWING AND SPECIFICATIONS HEREIN ARE THE PROPERTY OF SCHNEIDER ELECTRIC AND SHALL NOT BE COPIED, REPRODUCED OR USED IN WHOLE OR IN PART, AS THE BASIS FOR THE MANUFACTURE OR SALE OF ITEMS WITHOUT WRITTEN PERMISSION FROM SCHNEIDER ELECTRIC. THIS DRAWING IS BASED UPON LATEST AVAILABLE INFORMATION AND IS SUBJECT TO CHANGE WITHOUT NOTICE.



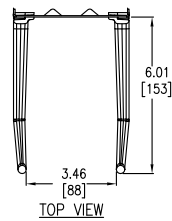
TITLE:
VERTICAL CABLE MANAGER (PART-A)
FOR NETSHELTER SX
750mm WIDE, 45U (QTY. 1)
MAIN MECHANICAL

PROJECT: STD SUBMITTAL DRAWINGS SHEET 1 OF 3

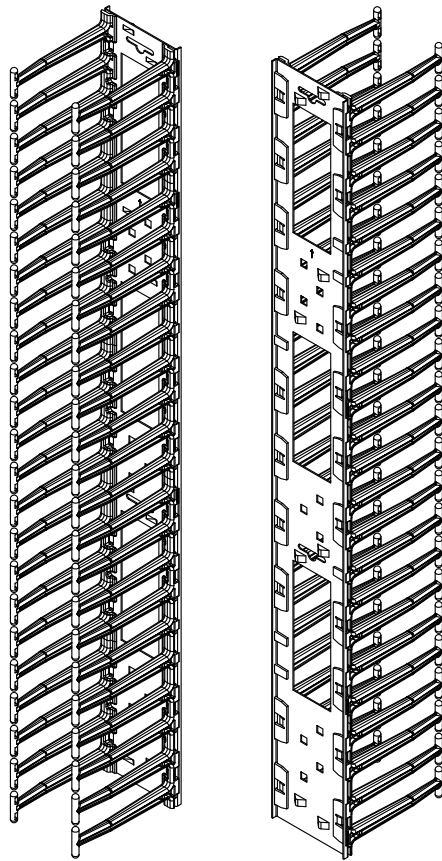
DWG NO:	AR7585		REV.	0
DRAWN BY:	S CUNHA	28-FEB-13	THIRD	ANGLE
ENGINEER:	P FISCHER/J KUMMER	28-FEB-13	PROJ	
APPROVED BY:	S VOCCIO	28-FEB-13		



ENLARGED RIGHT SIDE VIEW
DETAIL-B



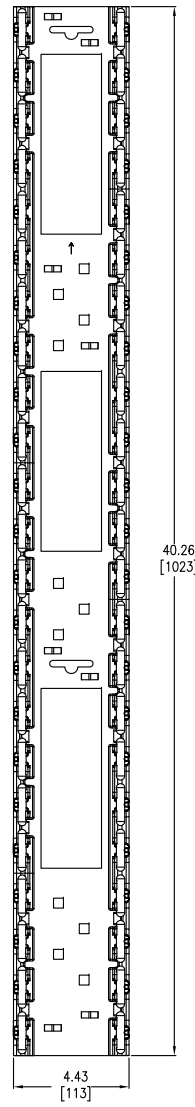
TOP VIEW



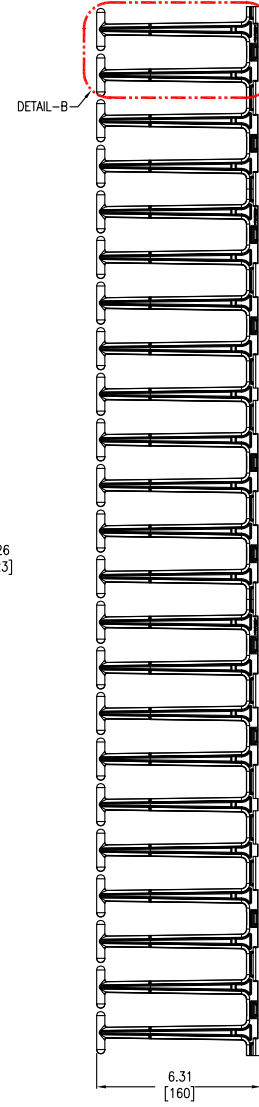
FRONT

REAR

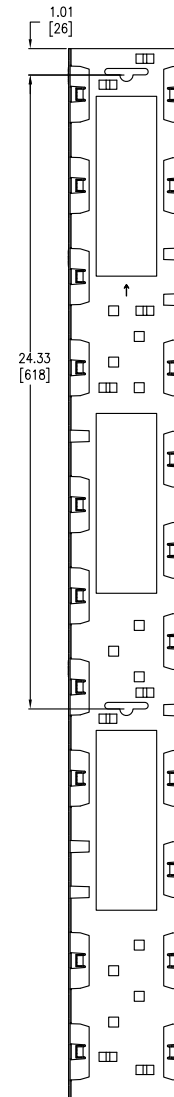
ISOMETRIC VIEW



FRONT VIEW



RIGHT SIDE VIEW



REAR VIEW

NOTES:

1. INSTALLATION SHALL COMPLY WITH ALL APPLICABLE NATIONAL, STATE AND LOCAL CODES.
2. PLEASE REFER TO PRODUCT DOCUMENTATION FOR FURTHER INFORMATION.
3. ALL DIMENSIONS ARE IN INCHES [MILLIMETERS].

THIS DRAWING AND SPECIFICATIONS HEREIN ARE THE PROPERTY OF SCHNEIDER ELECTRIC AND SHALL NOT BE COPIED, REPRODUCED OR USED IN WHOLE OR IN PART, AS THE BASIS FOR THE MANUFACTURE OR SALE OF ITEMS WITHOUT WRITTEN PERMISSION FROM SCHNEIDER ELECTRIC. THIS DRAWING IS BASED UPON LATEST AVAILABLE INFORMATION AND IS SUBJECT TO CHANGE WITHOUT NOTICE.



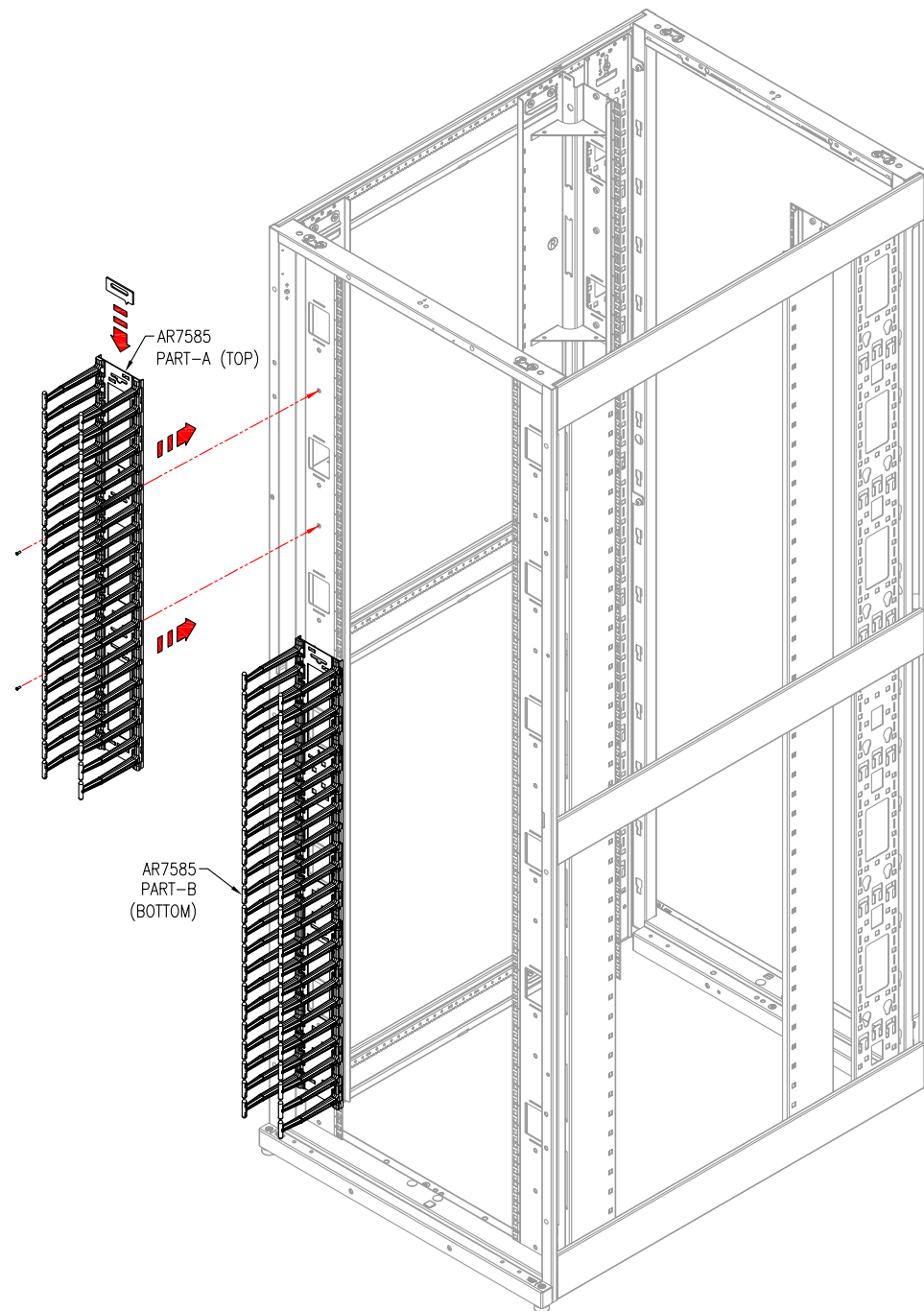
TITLE:
VERTICAL CABLE MANAGER (PART-B)
FOR NETSHELTER SX
750mm WIDE 45U (QTY. 1)
MAIN MECHANICAL

PROJECT: STD SUBMITTAL DRAWINGS SHEET 2 OF 3

DWG NO: AR7585

DRAWN BY:	S CUNHA	28-FEB-13
ENGINEER:	P FISCHER/J KUMMER	28-FEB-13
APPROVED BY:	S VOCCIO	28-FEB-13

REV. 0
THIRD ANGLE PROJ



AR3155 NETSHELTER SHOWN

NOTES:

1. INSTALLATION SHALL COMPLY WITH ALL APPLICABLE NATIONAL, STATE AND LOCAL CODES.
2. PLEASE REFER TO PRODUCT DOCUMENTATION FOR FURTHER INFORMATION.
3. REFER TO ENCLOSURE USER MANUAL FOR RAIL ADJUSTMENT TO ACCOMMODATE MOUNTING OF THE VERTICAL CABLE MANAGER.

THIS DRAWING AND SPECIFICATIONS HEREIN ARE THE PROPERTY OF SCHNEIDER ELECTRIC AND SHALL NOT BE COPIED, REPRODUCED OR USED IN WHOLE OR IN PART, AS THE BASIS FOR THE MANUFACTURE OR SALE OF ITEMS WITHOUT WRITTEN PERMISSION FROM SCHNEIDER ELECTRIC. THIS DRAWING IS BASED UPON LATEST AVAILABLE INFORMATION AND IS SUBJECT TO CHANGE WITHOUT NOTICE.



TITLE:
VERTICAL CABLE MANAGER
FOR NETSHELTER SX
750mm WIDE, 45U (QTY. 2)
MOUNTING DETAIL

PROJECT: STD SUBMITTAL DRAWINGS SHEET 3 OF 3

DWG NO:	AR7585		REV.	0
DRAWN BY:	S CUNHA	28-FEB-13	THIRD	ANGLE
ENGINEER:	P FISCHER/J KUMMER	28-FEB-13	PROJ	
APPROVED BY:	S VOCCIO	28-FEB-13		