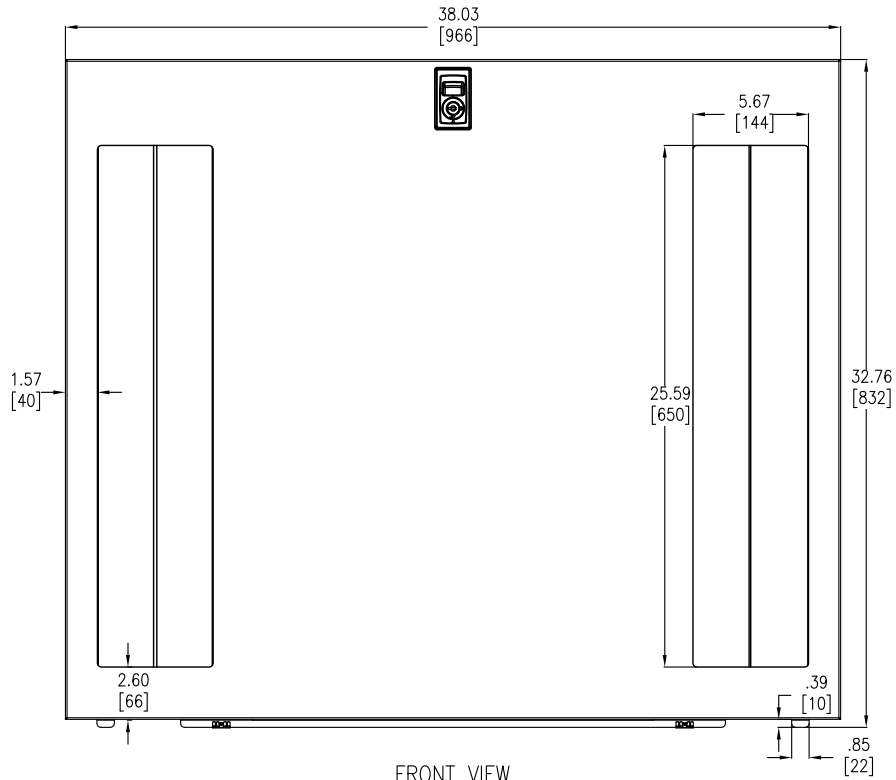
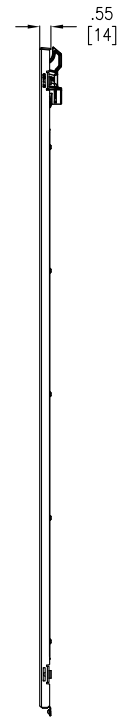


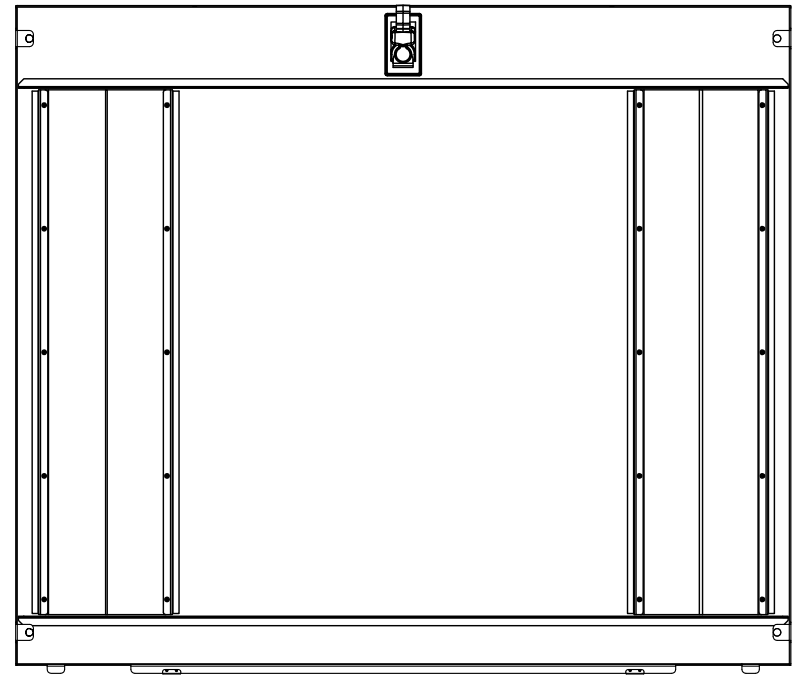
TOP VIEW



FRONT VIEW



SIDE VIEW



REAR VIEW

NOTES:

1. INSTALLATION MUST COMPLY WITH ALL APPLICABLE NATIONAL AND LOCAL CODES.
2. PLEASE REFER TO APC PRODUCT MANUAL FOR DETAILS.
3. ALL DIMENSIONS ARE IN INCHES [MILLIMETERS].
4. NET WEIGHT IS 37.48 LBS. [17.00 KG].

THIS DRAWING AND SPECIFICATIONS HEREIN ARE THE PROPERTY OF SCHNEIDER ELECTRIC AND SHALL NOT BE COPIED, REPRODUCED OR USED IN WHOLE OR IN PART, AS THE BASIS FOR THE MANUFACTURE OR SALE OF ITEMS WITHOUT WRITTEN PERMISSION FROM SCHNEIDER ELECTRIC. THIS DRAWING IS BASED UPON LATEST AVAILABLE INFORMATION AND IS SUBJECT TO CHANGE WITHOUT NOTICE.



TITLE: NETSHELTER SX 42U
1070 SPLIT FEED-THROUGH SIDE PANEL
(QTY. 2)
MAIN MECHANICAL

DWG NO: AR7305A

REV. 0

DRAWN BY: S CUNHA 17-MAY-11

THIRD

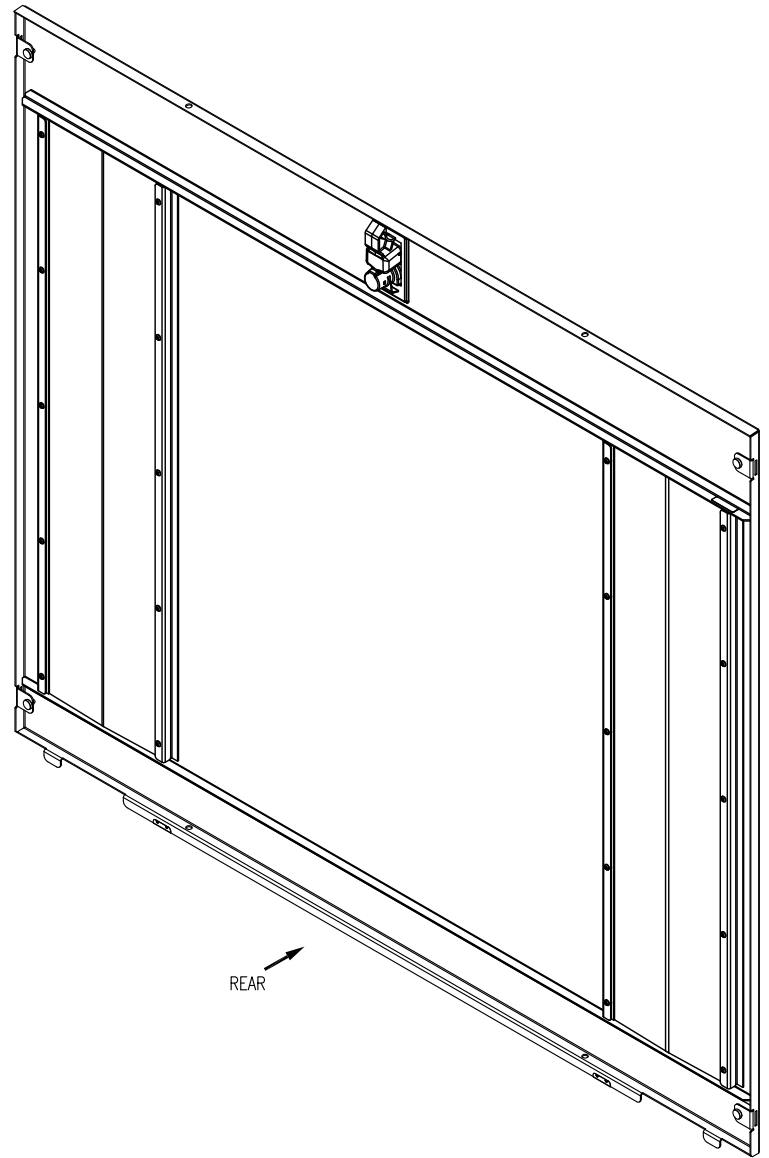
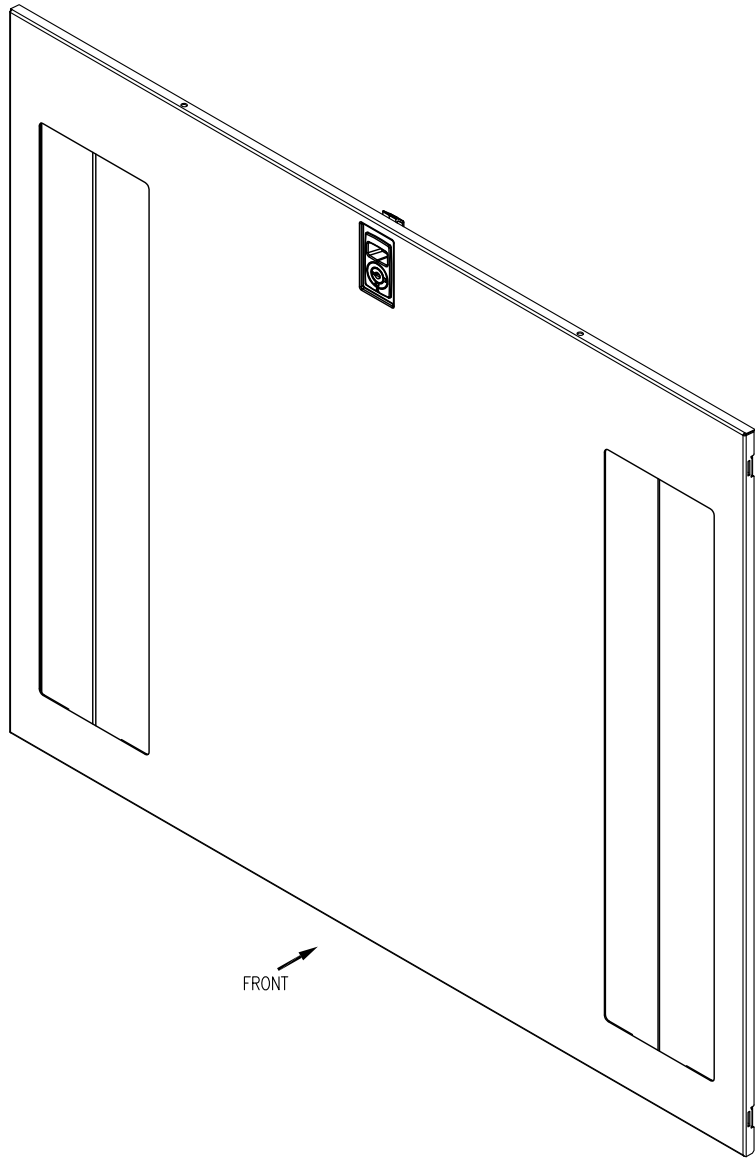
ENGINEER: Y WANG/J KUMMER 17-MAY-11

ANGLE

PROJECT: STD SUBMITTAL DRAWINGS SHEET 1 OF 2

APPROVED BY: T HORSTMANN 17-MAY-11

PROJ.



NOTES:

1. INSTALLATION MUST COMPLY WITH ALL APPLICABLE NATIONAL AND LOCAL CODES.
2. PLEASE REFER TO APC PRODUCT MANUAL FOR DETAILS.

THIS DRAWING AND SPECIFICATIONS HEREIN ARE THE PROPERTY OF SCHNEIDER ELECTRIC AND SHALL NOT BE COPIED, REPRODUCED OR USED IN WHOLE OR IN PART, AS THE BASIS FOR THE MANUFACTURE OR SALE OF ITEMS WITHOUT WRITTEN PERMISSION FROM SCHNEIDER ELECTRIC. THIS DRAWING IS BASED UPON LATEST AVAILABLE INFORMATION AND IS SUBJECT TO CHANGE WITHOUT NOTICE.



TITLE: NETSHELTER SX 42U
1070 SPLIT FEED-THROUGH SIDE PANEL
(QTY. 2)
ISOMETRIC VIEWS

PROJECT: STD SUBMITTAL DRAWINGS SHEET 2 OF 2

DWG NO: AR7305A REV. 0

DRAWN BY: S CUNHA 17-MAY-11

ENGINEER: Y WANG/J KUMMER 17-MAY-11

APPROVED BY: T HORSTMANN 17-MAY-11

THIRD
ANGLE
PROJ.