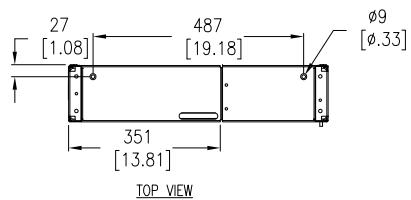
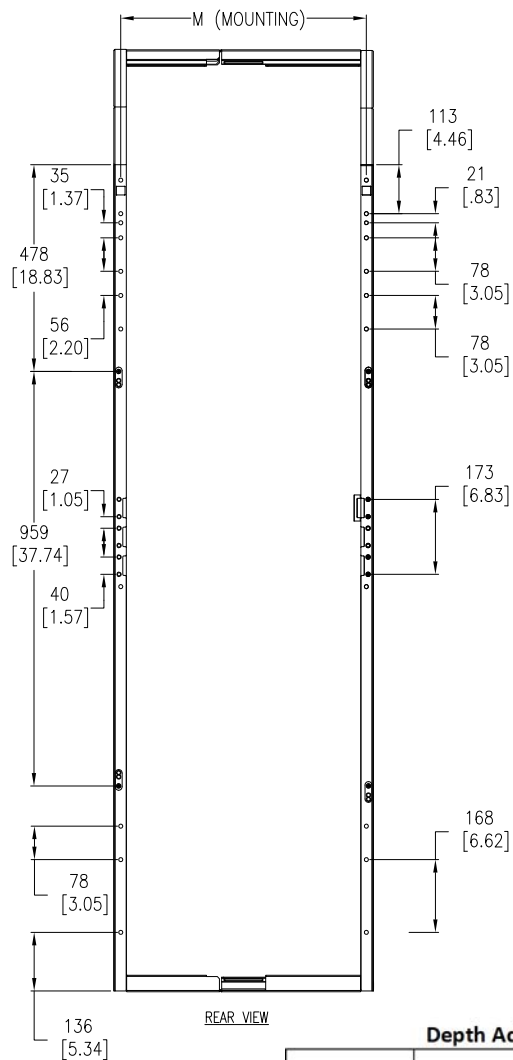
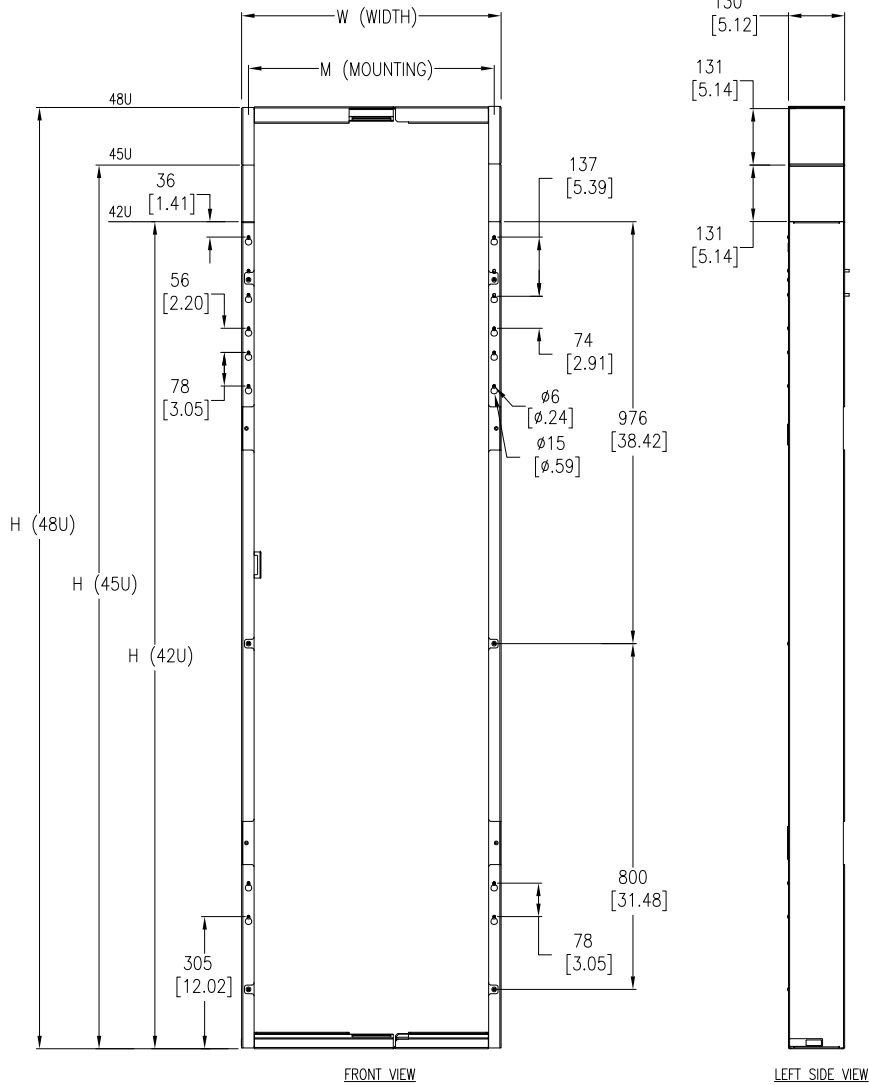


DEPTH ADAPTER (SX42U-SX48U) 600-750mm



Depth Adapter Configuration

Rack Height	W (Width)	H (Height), mm (inch)	M(Mounting), mm (inch)	D (Depth), mm (inch)
SX-42U	600 (23.62)	1913 (75.30)	568 (22.36)	130 (5.12)
SX-45U		2042 (80.39)		
SX-48U		2175 (85.64)		
SX-42U	700 (27.56)	1913 (75.30)	668 (26.30)	130 (5.12)
SX-45U		2042 (80.39)		
SX-48U		2175 (85.64)		
SX-42U	750 (29.53)	1913 (75.30)	718 (28.27)	130 (5.12)
SX-45U		2042 (80.39)		
SX-48U		2175 (85.64)		

NOTES:

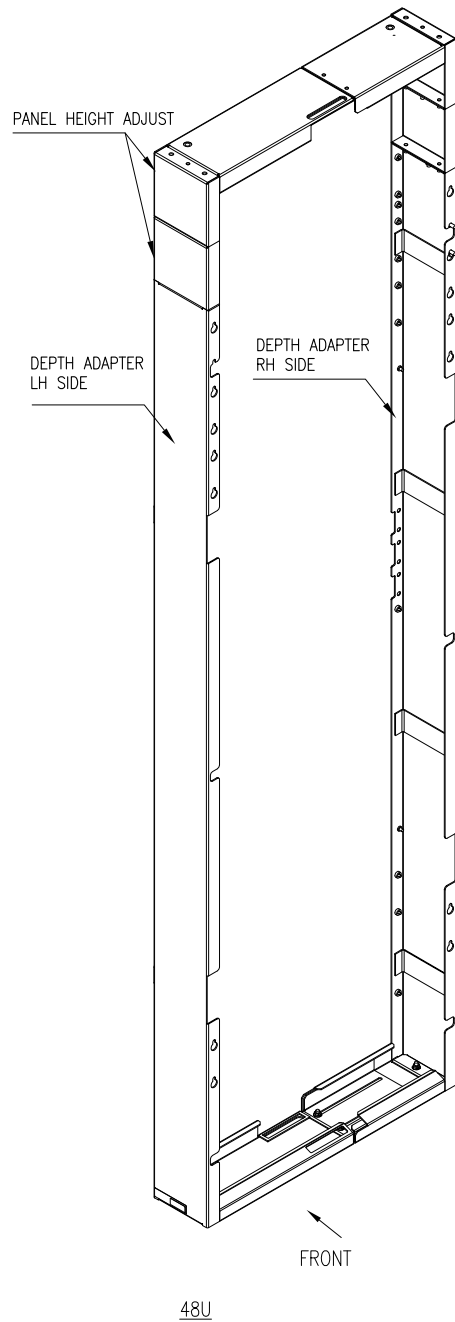
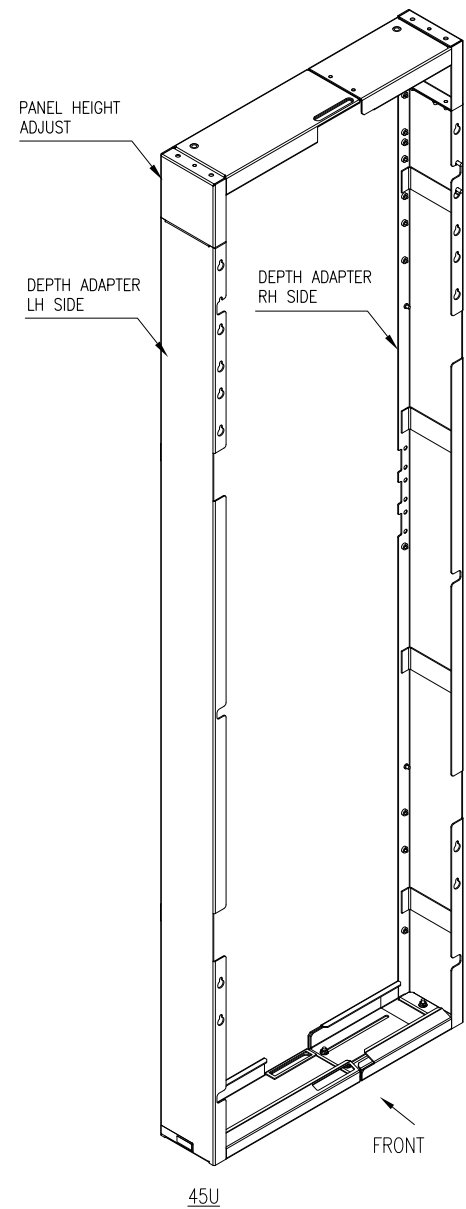
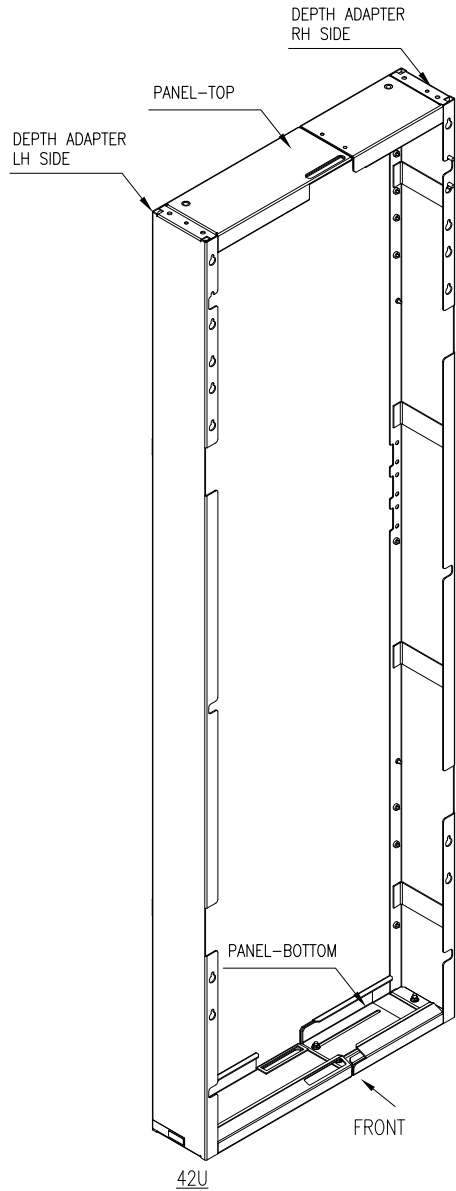
1. COMPLY WITH ALL APPLICABLE NATIONAL AND LOCAL ELECTRICAL REGULATIONS.
2. REFER TO PRODUCT DOCUMENTATION FOR ADDITIONAL DETAILS PRIOR TO INSTALLATION AND SITE PREPARATION WORK.
3. ALL DIMENSIONS ARE IN MILLIMETERS [INCHES].
4. NET WEIGHT OF UNIT IS 18.73kg [41.21lbs]

THIS DRAWING AND SPECIFICATIONS HEREIN ARE THE PROPERTY OF SCHNEIDER ELECTRIC AND SHALL NOT BE COPIED, REPRODUCED OR USED IN WHOLE OR IN PART, AS THE BASIS FOR THE MANUFACTURE OR SALE OF ITEMS WITHOUT WRITTEN PERMISSION FROM SCHNEIDER ELECTRIC. THIS DRAWING IS BASED UPON LATEST AVAILABLE INFORMATION AND IS SUBJECT TO CHANGE WITHOUT NOTICE.



TITLE: Eco-Aisle (TM) Aisle Containment System DEPTH ADAPTER(600-750mm,SX42U-48U) ASSEMBLY
 PROJECT: SUBMITTAL DRAWINGS SHEET 1 OF 3

DWG NO: ACDC2551 REV. 0
 DRAWN BY: K.NAGENDRA 12-JUN-13 FIRST ANGLE
 ENGINEER: JASON LI/MARK MENG 12-JUN-13 PROJ
 APPROVED BY: AARON GRAFF 12-JUN-13



ISOMETRIC VIEW

NOTES:

1. COMPLY WITH ALL APPLICABLE NATIONAL AND LOCAL ELECTRICAL REGULATIONS.
2. REFER TO PRODUCT DOCUMENTATION FOR ADDITIONAL DETAILS PRIOR TO INSTALLATION AND SITE PREPARATION WORK.

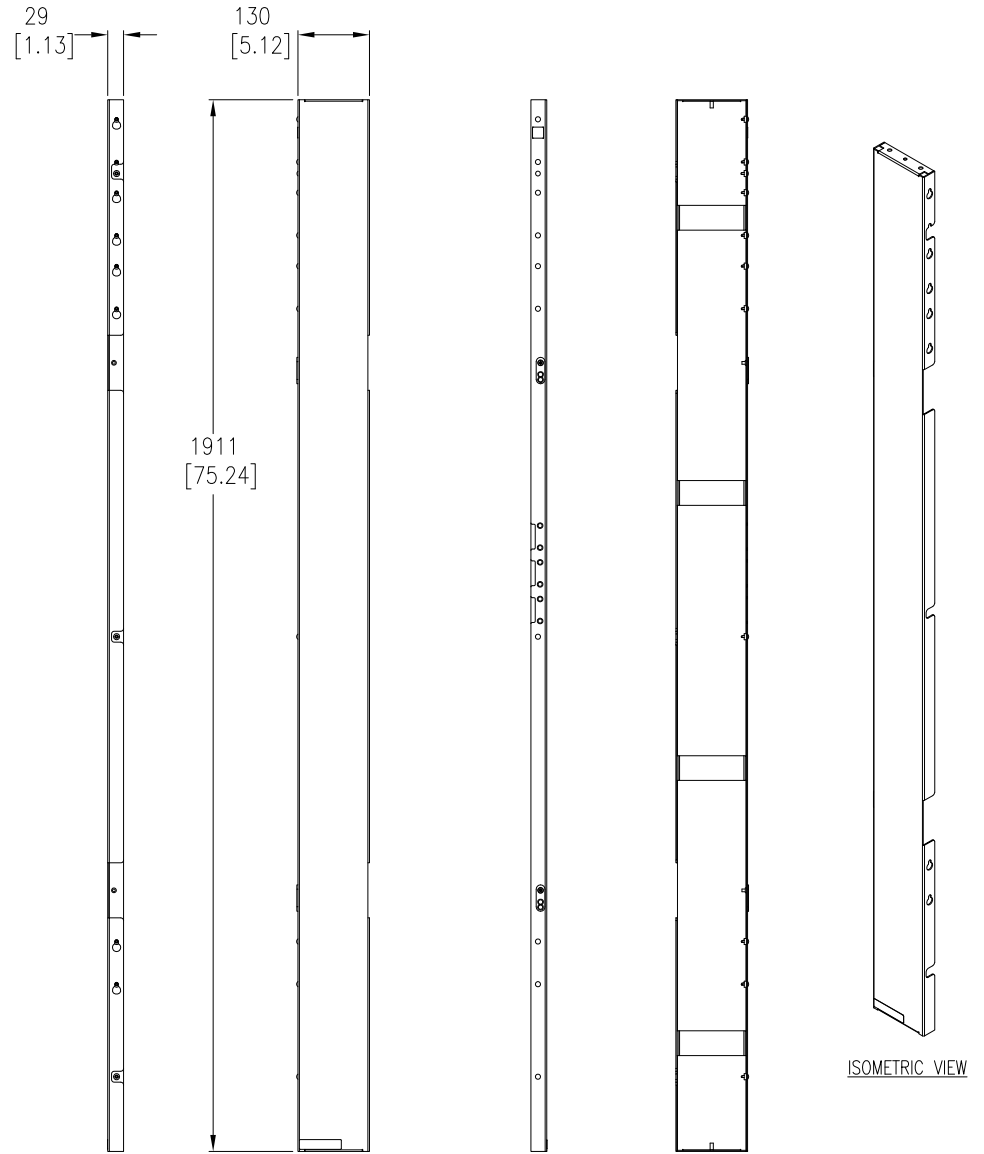
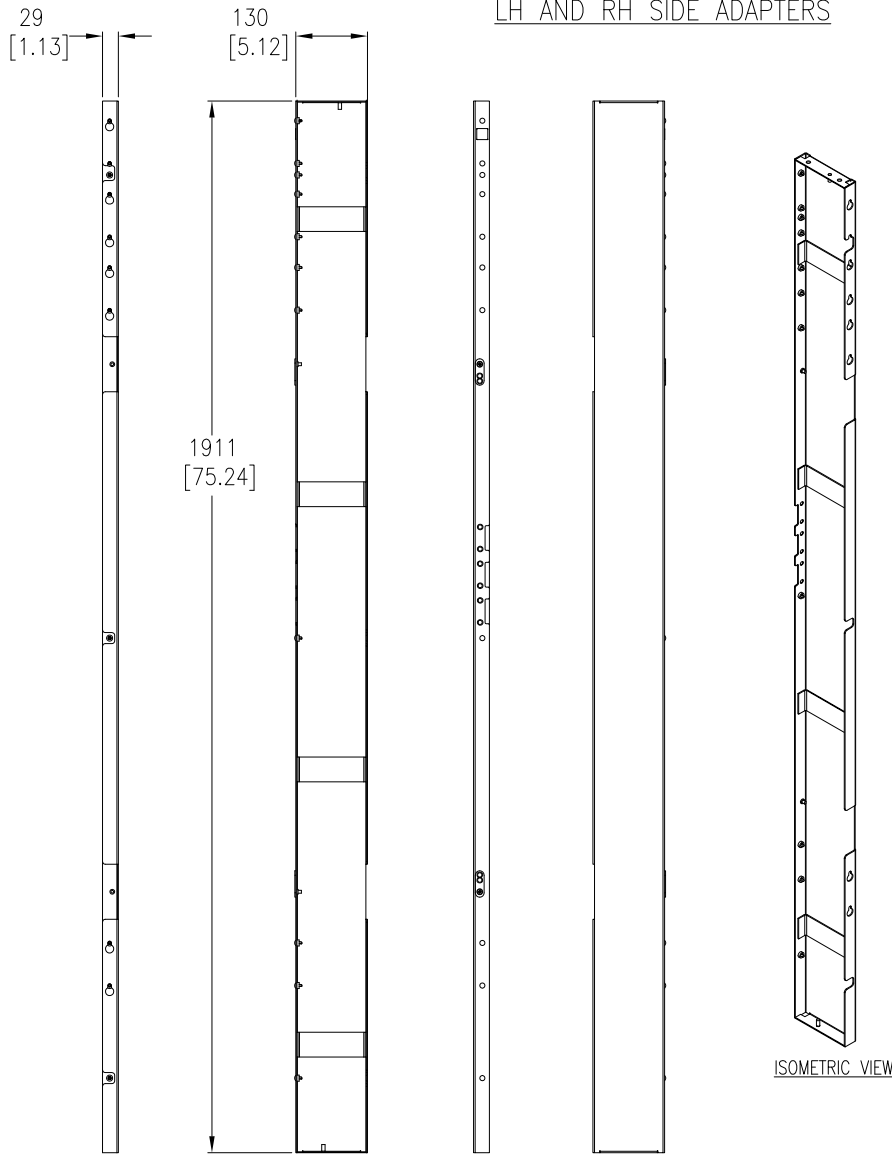
THIS DRAWING AND SPECIFICATIONS HEREIN ARE THE PROPERTY OF SCHNEIDER ELECTRIC AND SHALL NOT BE COPIED, REPRODUCED OR USED IN WHOLE OR IN PART, AS THE BASIS FOR THE MANUFACTURE OR SALE OF ITEMS WITHOUT WRITTEN PERMISSION FROM SCHNEIDER ELECTRIC. THIS DRAWING IS BASED UPON LATEST AVAILABLE INFORMATION AND IS SUBJECT TO CHANGE WITHOUT NOTICE.



TITLE:
Eco-Aisle (TM) Aisle Containment System
DEPTH ADAPTER(600-750mm,SX42U-48U)
ISOVIEW-ASSEMBLY
PROJECT: SUBMITTAL DRAWINGS SHEET 1 OF 3

DWG NO:	ACDC2551	REV.	0
DRAWN BY:	K.NAGENDRA	12-JUN-13	FIRST
ENGINEER:	JASON LJ/MARK MENG	12-JUN-13	ANGLE
APPROVED BY:	AARON GRAFF	12-JUN-13	PROJ

LH AND RH SIDE ADAPTERS



RH SIDE VIEW

FRONT VIEW

LH SIDE VIEW

REAR VIEW

ISOMETRIC VIEW

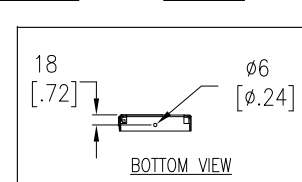
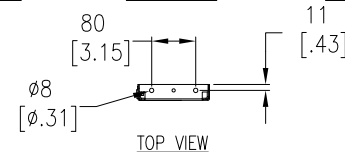
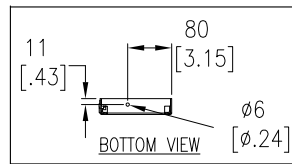
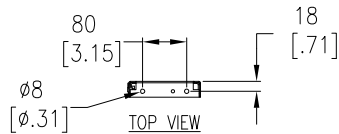
RH SIDE VIEW

FRONT VIEW

LH SIDE VIEW

REAR VIEW

ISOMETRIC VIEW



NOTES:

1. COMPLY WITH ALL APPLICABLE NATIONAL AND LOCAL ELECTRICAL REGULATIONS.
2. REFER TO PRODUCT DOCUMENTATION FOR ADDITIONAL DETAILS PRIOR TO INSTALLATION AND SITE PREPARATION WORK.
3. ALL DIMENSIONS ARE IN MILLIMETERS [INCHES].

THIS DRAWING AND SPECIFICATIONS HEREIN ARE THE PROPERTY OF SCHNEIDER ELECTRIC AND SHALL NOT BE COPIED, REPRODUCED OR USED IN WHOLE OR IN PART, AS THE BASIS FOR THE MANUFACTURE OR SALE OF ITEMS WITHOUT WRITTEN PERMISSION FROM SCHNEIDER ELECTRIC. THIS DRAWING IS BASED UPON LATEST AVAILABLE INFORMATION AND IS SUBJECT TO CHANGE WITHOUT NOTICE.



TITLE:

Eco-Aisle (TM) Aisle Containment System
DEPTH ADAPTER(600-750mm,SX42U-48U)
LH & RH SIDE ADAPTER

PROJECT: SUBMITTAL DRAWINGS SHEET 2 OF 3

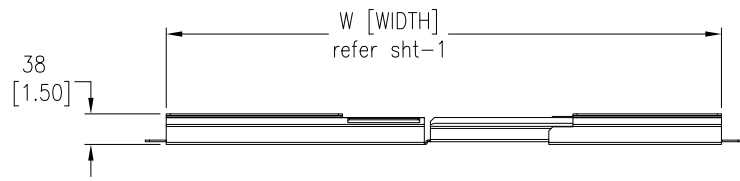
DWG NO: ACDC2551 REV. 0

DRAWN BY: K.NAGENDRA 12-JUN-13 FIRST

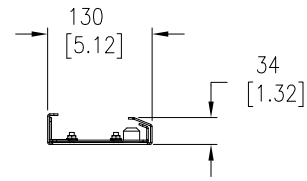
ENGINEER: JASON LI/MARK MENG 12-JUN-13 ANGLE

APPROVED BY: AARON GRAFF 12-JUN-13 PROJ

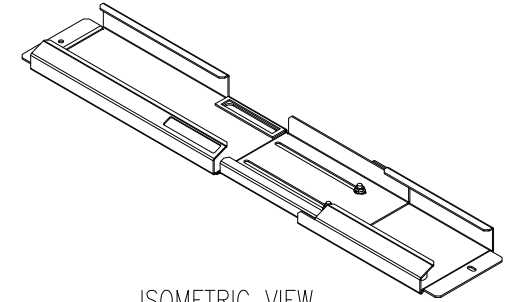
PANEL TOP/BOTTOM
(QTY.- 2 PER PANEL)



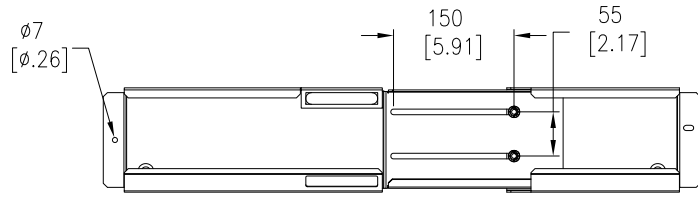
FRONT VIEW



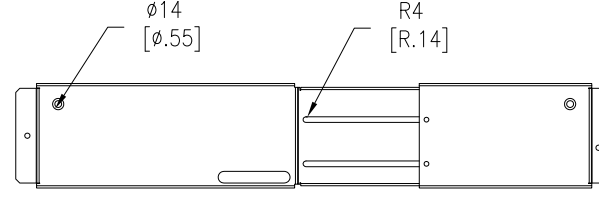
LEFT SIDE VIEW



ISOMETRIC VIEW

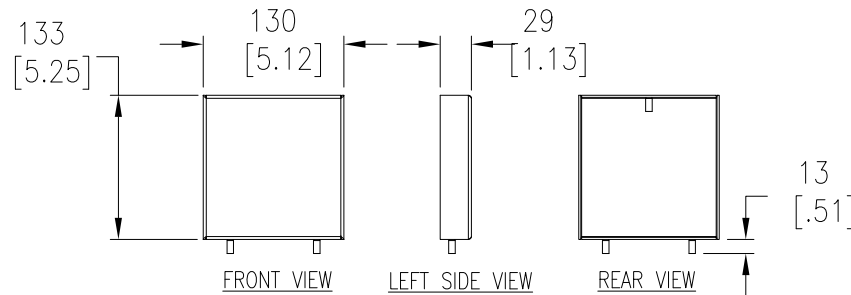


TOP VIEW



BOTTOM VIEW

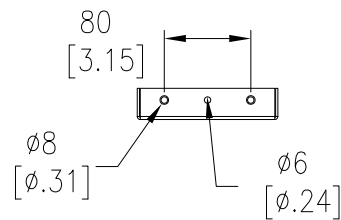
PANEL HEIGHT ADJUST
(QTY: FOR 45U RACK - 2No's
FOR 48U RACK - 4No's)



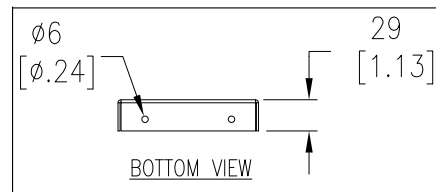
FRONT VIEW

LEFT SIDE VIEW

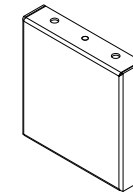
REAR VIEW



TOP VIEW



BOTTOM VIEW



ISOMETRIC VIEW

NOTES:

1. COMPLY WITH ALL APPLICABLE NATIONAL AND LOCAL ELECTRICAL REGULATIONS.
2. REFER TO PRODUCT DOCUMENTATION FOR ADDITIONAL DETAILS PRIOR TO INSTALLATION AND SITE PREPARATION WORK.
3. ALL DIMENSIONS ARE IN MILLIMETERS [INCHES].

THIS DRAWING AND SPECIFICATIONS HEREIN ARE THE PROPERTY OF SCHNEIDER ELECTRIC AND SHALL NOT BE COPIED, REPRODUCED OR USED IN WHOLE OR IN PART, AS THE BASIS FOR THE MANUFACTURE OR SALE OF ITEMS WITHOUT WRITTEN PERMISSION FROM SCHNEIDER ELECTRIC. THIS DRAWING IS BASED UPON LATEST AVAILABLE INFORMATION AND IS SUBJECT TO CHANGE WITHOUT NOTICE.



TITLE:
Eco-Aisle (TM) Aisle Containment System
DEPTH ADAPTER(600-750mm,SX42U-48U)
PANEL TO/BOTTOM
PROJECT: SUBMITTAL DRAWINGS SHEET 3 OF 3

DWG NO:	ACDC2551	REV.	0
DRAWN BY:	K.NAGENDRA	12-JUN-13	FIRST
ENGINEER:	JASON LJ/MARK MENG	12-JUN-13	ANGLE
APPROVED BY:	AARON GRAFF	12-JUN-13	PROJ