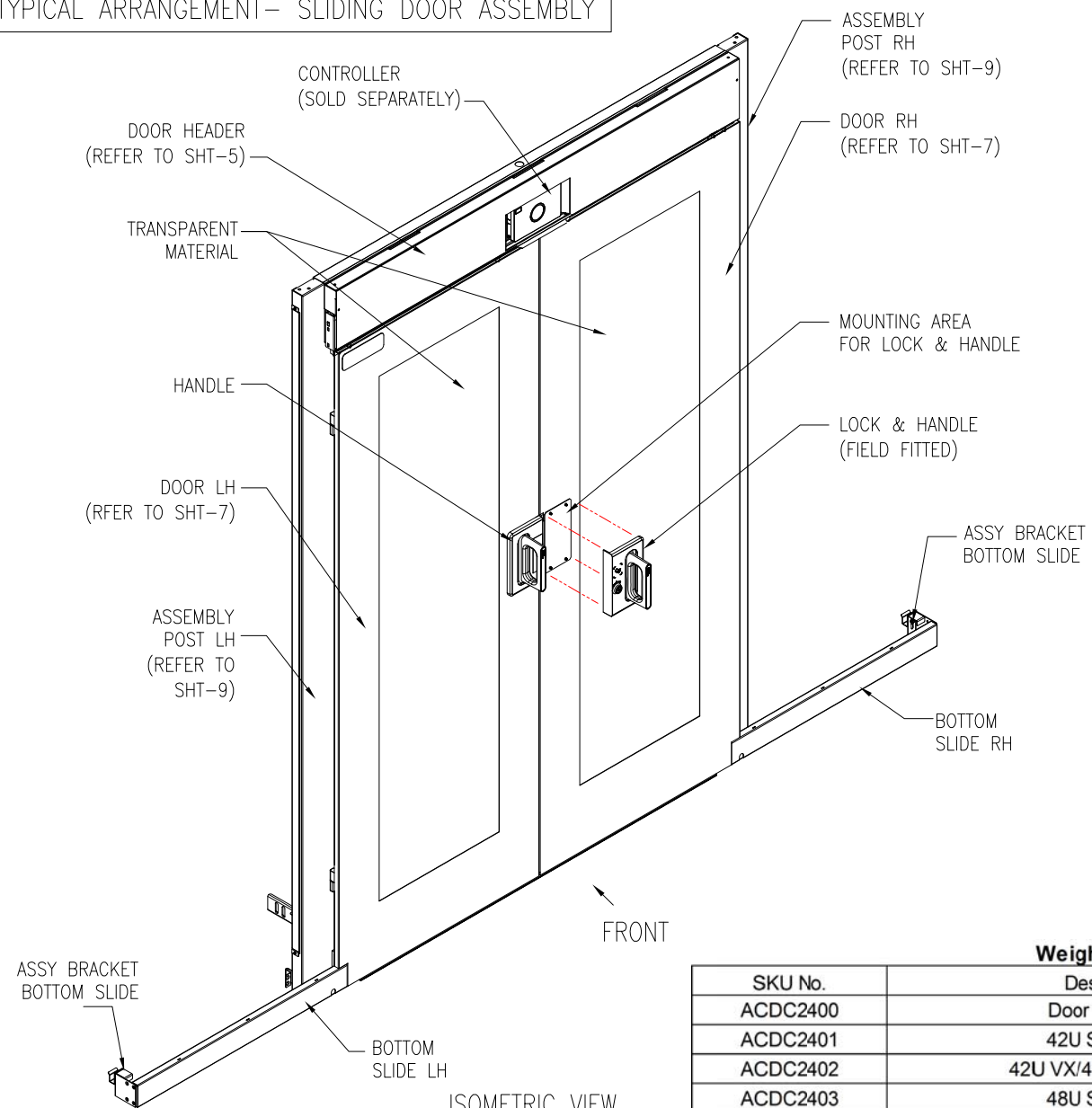


7 TYPICAL ARRANGEMENT- SLIDING DOOR ASSEMBLY



ISOMETRIC VIEW
(DOOR CLOSED POSITION)

- NOTES:**
1. COMPLY WITH ALL APPLICABLE NATIONAL AND LOCAL ELECTRICAL REGULATIONS.
 2. REFER TO PRODUCT DOCUMENTATION FOR ADDITIONAL DETAILS PRIOR TO INSTALLATION AND SITE PREPARATION WORK.
 3. AISLE WIDTH PERTAINS TO WIDTH AT END OF AISLE OF WHICH THE DOORS WILL MOUNT.
 4. WEIGHT OF THE UNIT -REFER TO THE TABLE.
 5. CABLE ENTRY IS THROUGH DOOR HEADER.
 6. FRONT SERVICE ACCESS REQUIRED.
 7. TYPICAL ARRANGEMENT SHOWN FOR 42U SX RACK HEIGHT AND (36in-48in) AISLE WIDTH CONFIGURATION. TO GET TOTAL WEIGHT OF THIS CONFIGURATION ADD ALL WEIGHT SHOWN IN (*) ON WEIGHT TABLE.

4

Weight Details

SKU No.	Description	Weight in lbs (kg)
ACDC2400	Door Assembly	146.08 (66.40)
ACDC2401	42U SX Header	44.79 (20.36)
ACDC2402	42U VX/45U SX Header	60.28(27.40)
ACDC2403	48U SX Header	75.90 (34.50)
ACDC2404	Door Post, 900 - 1200mm (36 - 48in) Aisle Width	44.44 (20.20)
ACDC2405	Door Post, 1200 - 1500mm (48 - 60in) Aisle Width	60.50 (27.50)
ACDC2406	Door Post, 1500 - 1800mm (60 - 72in) Aisle Width	89.19 (40.54)
ACDC2407	Door lock (Proxy card access)	2.97 (1.35)
ACDC2408	Door lock	2.09 (0.95)

THIS DRAWING AND SPECIFICATIONS HEREIN ARE THE PROPERTY OF SCHNEIDER ELECTRIC AND SHALL NOT BE COPIED, REPRODUCED OR USED IN WHOLE OR IN PART, AS THE BASIS FOR THE MANUFACTURE OR SALE OF ITEMS WITHOUT WRITTEN PERMISSION FROM SCHNEIDER ELECTRIC. THIS DRAWING IS BASED UPON LATEST AVAILABLE INFORMATION AND IS SUBJECT TO CHANGE WITHOUT NOTICE.

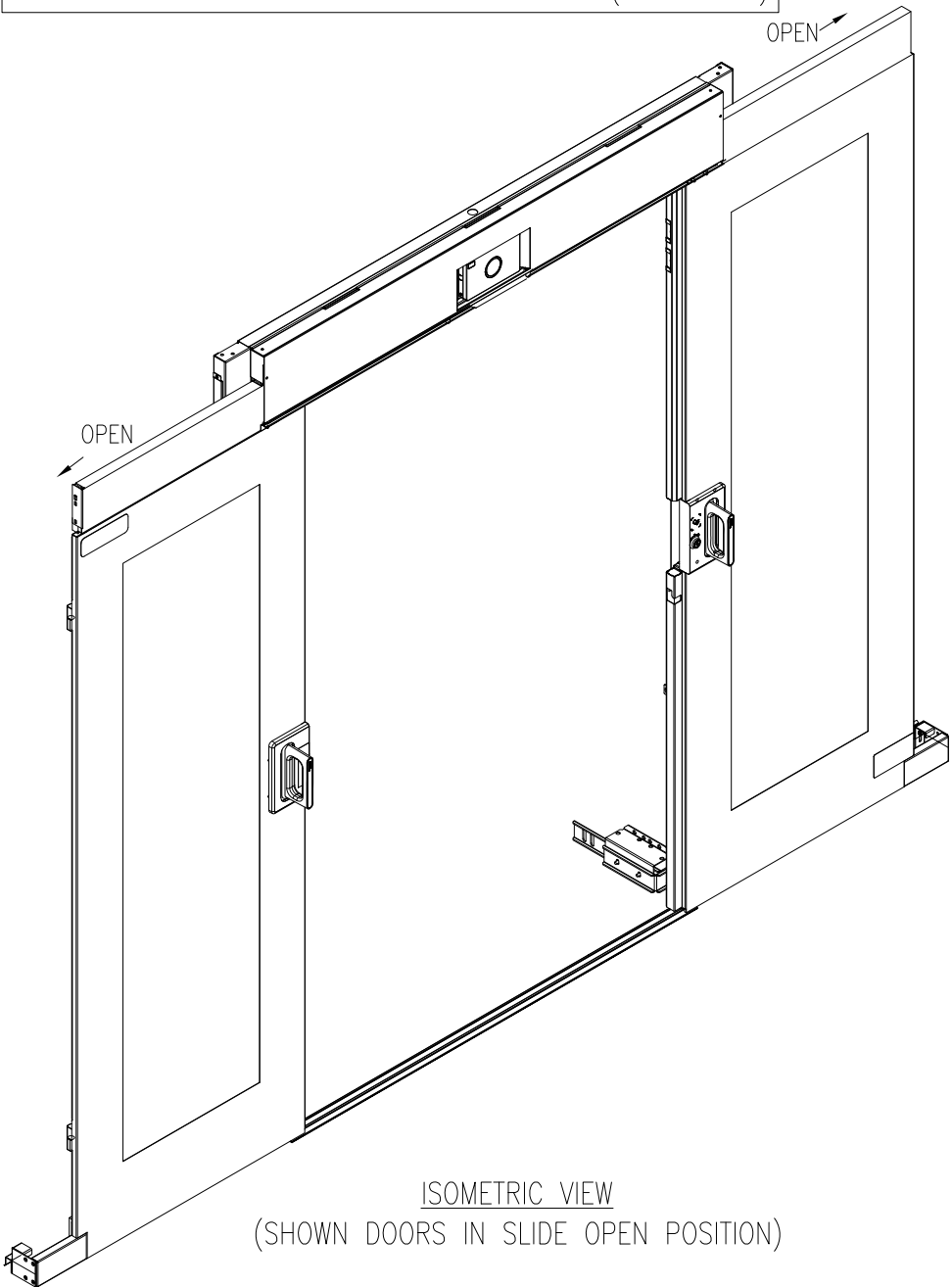


TITLE:
Eco-Aisle (TM) Aisle Containment System
SLIDING DOOR ASSEMBLY
ASSEMBLY-ISOMETRIC VIEW

PROJECT: SUBMITTAL DRAWINGS SHEET 1 OF 11

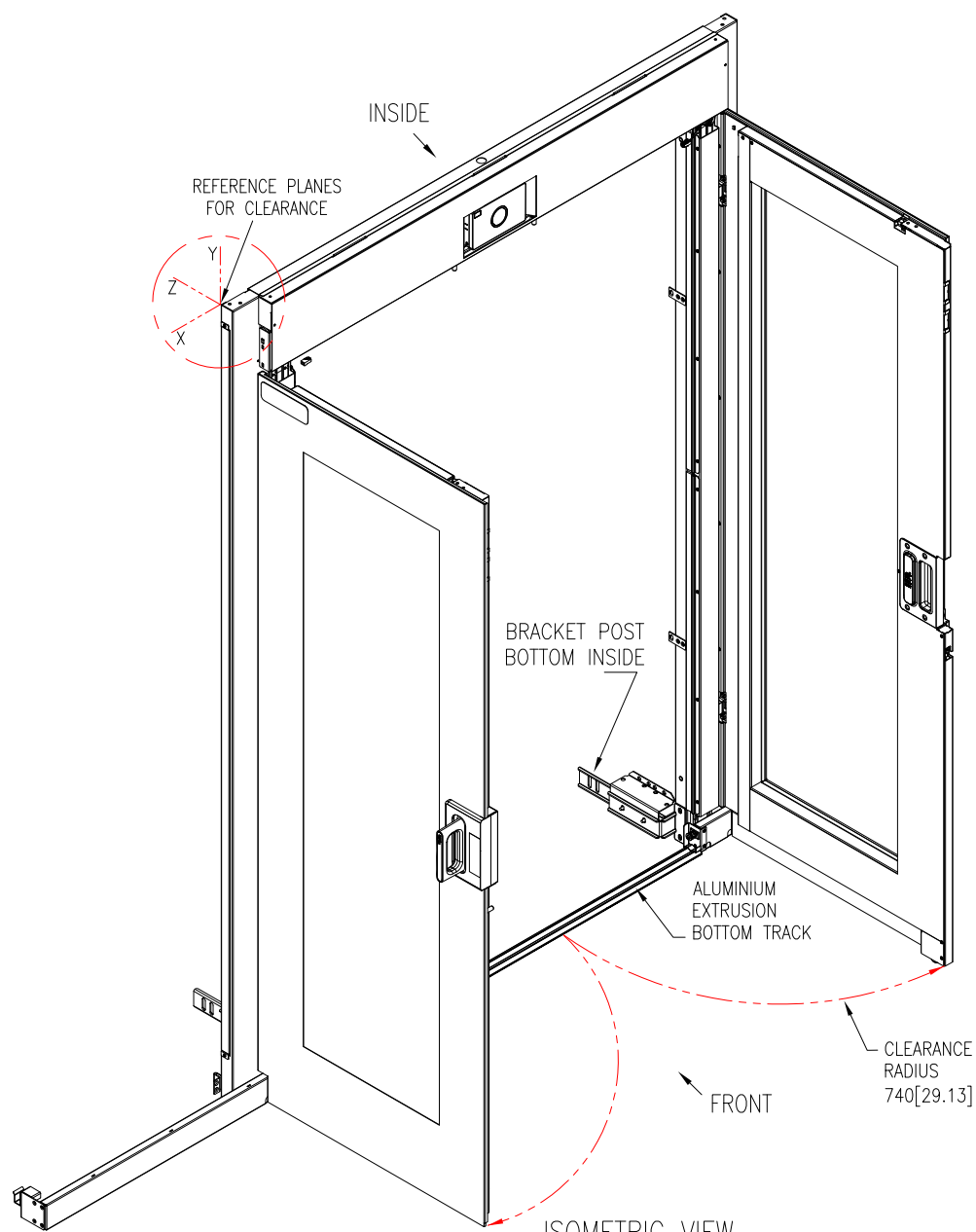
DWG NO:	ACDC2400-2408	REV:	1
DRAWN BY:	K.NAGENDRA	27-FEB-14	FIRST
ENGINEER:	JASON LI/MARK MENG	27-FEB-14	ANGLE
APPROVED BY:	AARON GRAFF	27-FEB-14	PROJ

TYPICAL ARRANGEMENT- SLIDING DOOR ASSEMBLY (SLIDE OPEN)



ISOMETRIC VIEW
(SHOWN DOORS IN SLIDE OPEN POSITION)

TYPICAL ARRANGEMENT- SLIDING DOOR ASSEMBLY (EMERGENCY EXIT)



ISOMETRIC VIEW
(SHOWN DOORS IN EMERGENCY EXIT POSITION)

NOTES:

1. COMPLY WITH ALL APPLICABLE NATIONAL AND LOCAL ELECTRICAL REGULATIONS.
2. REFER TO PRODUCT DOCUMENTATION FOR ADDITIONAL DETAILS PRIOR TO INSTALLATION AND SITE PREPARATION WORK.
3. ALL DIMENSIONS ARE IN MILLIMETERS [INCHES].

THIS DRAWING AND SPECIFICATIONS HEREIN ARE THE PROPERTY OF SCHNEIDER ELECTRIC AND SHALL NOT BE COPIED, REPRODUCED OR USED IN WHOLE OR IN PART, AS THE BASIS FOR THE MANUFACTURE OR SALE OF ITEMS WITHOUT WRITTEN PERMISSION FROM SCHNEIDER ELECTRIC. THIS DRAWING IS BASED UPON LATEST AVAILABLE INFORMATION AND IS SUBJECT TO CHANGE WITHOUT NOTICE.



TITLE:
Eco-Aisle (TM) Aisle Containment System
SLIDING DOOR ASSEMBLY
ASSEMBLY- DOOR'S OPEN

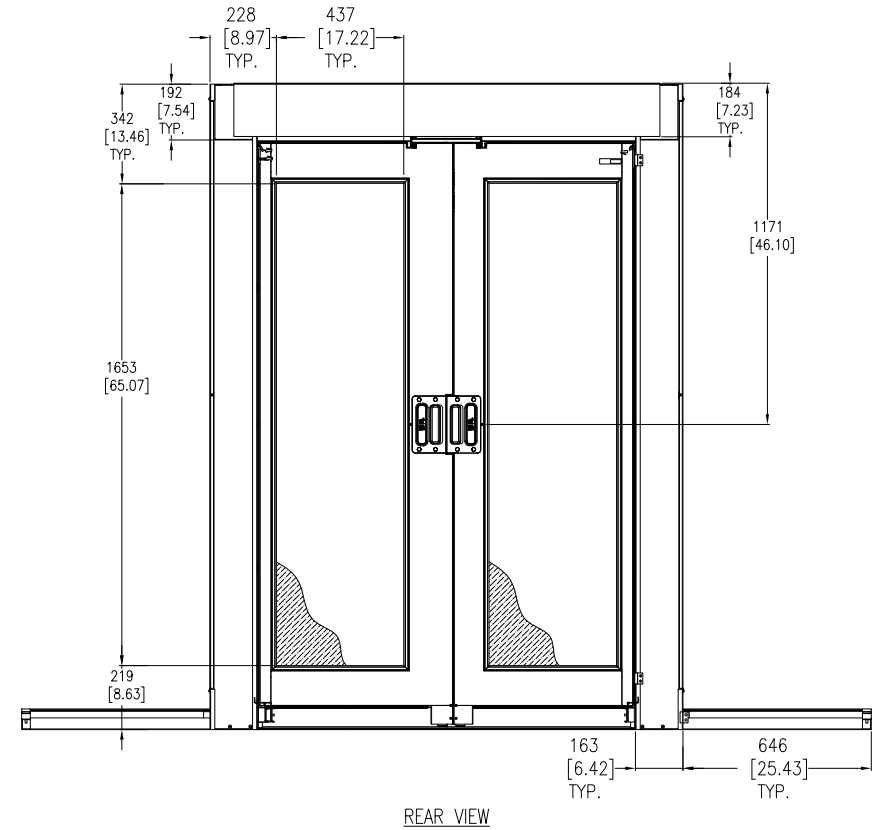
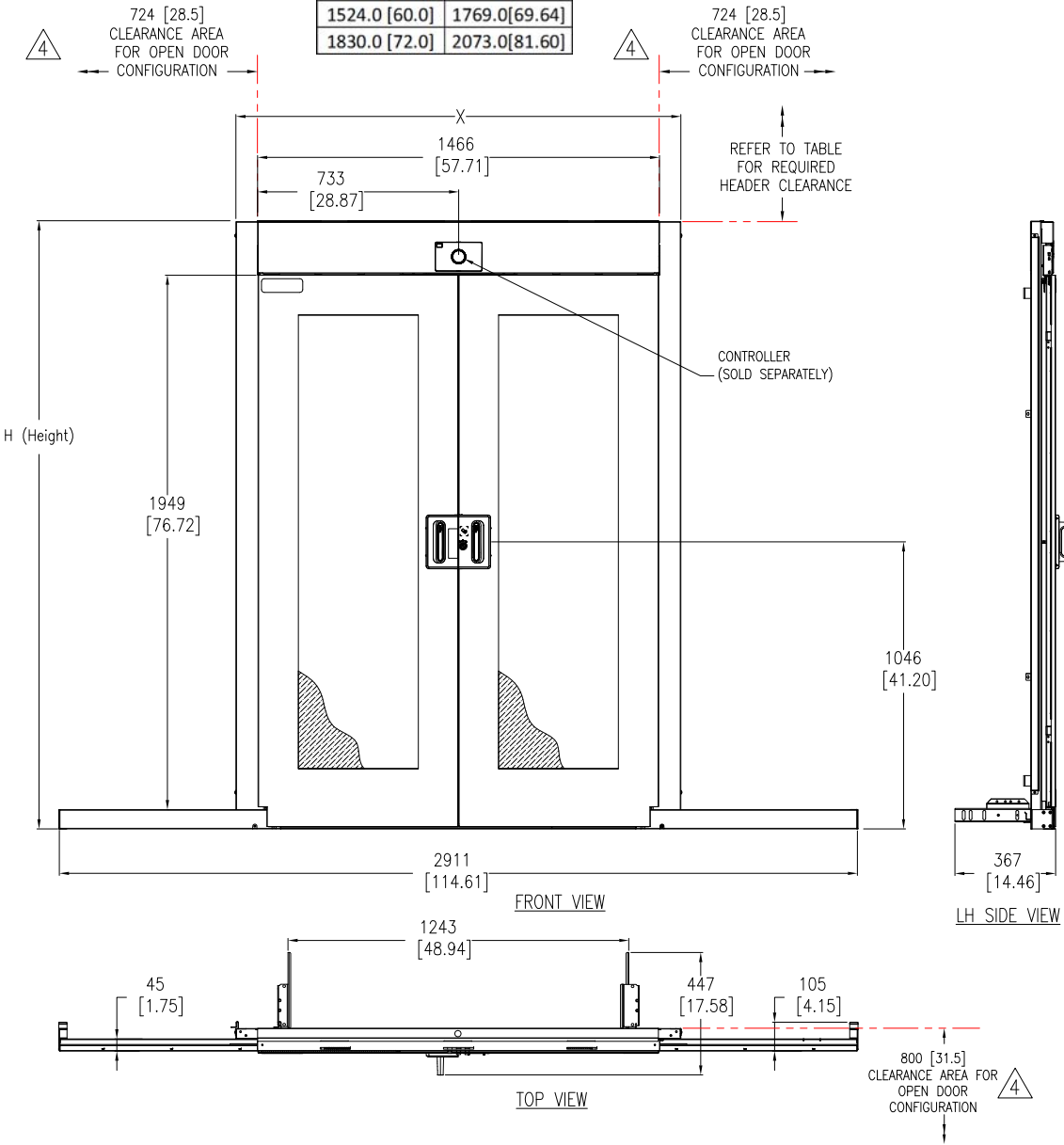
PROJECT: SUBMITTAL DRAWINGS SHEET 2 OF 11

DWG NO:	ACDC2400-2408	REV:	1
DRAWN BY:	K.NAGENDRA	27-FEB-14	FIRST
ENGINEER:	JASON LI/MARK MENG	27-FEB-14	ANGLE
APPROVED BY:	AARON GRAFF	27-FEB-14	PROJ

TYPICAL ARRANGEMENT- SLIDING DOOR ASSEMBLY

Aisle Width	X
914.0 [36.0]	1318.0[51.90]
1220.0 [48.0]	1623.0[63.90]
1524.0 [60.0]	1769.0[69.64]
1830.0 [72.0]	2073.0[81.60]

Rack Height	Door Assy Height	Header Assy Height	H = Total Height	Header Clearance
42U SX	2018 [79.45]	196.0 [7.72]	2214.0 [87.17]	196.0 (7.72)
42U VX / 45U SX	2018 [79.45]	330.0 [12.97]	2348.0 [92.42]	330.0 (12.97)
48U SX	2018 [79.45]	463.0 [18.22]	2481.0 [97.67]	463.0 (18.22)



NOTES:

1. COMPLY WITH ALL APPLICABLE NATIONAL AND LOCAL ELECTRICAL REGULATIONS.
2. REFER TO PRODUCT DOCUMENTATION FOR ADDITIONAL DETAILS PRIOR TO INSTALLATION AND SITE PREPARATION WORK.
3. ALL DIMENSIONS ARE IN MILLIMETERS [INCHES].
4. ALL CLEARANCES ARE REFERENCED FROM EDGE OF RACKS AT END OF ROW.

THIS DRAWING AND SPECIFICATIONS HEREIN ARE THE PROPERTY OF SCHNEIDER ELECTRIC AND SHALL NOT BE COPIED, REPRODUCED OR USED IN WHOLE OR IN PART, AS THE BASIS FOR THE MANUFACTURE OR SALE OF ITEMS WITHOUT WRITTEN PERMISSION FROM SCHNEIDER ELECTRIC. THIS DRAWING IS BASED UPON LATEST AVAILABLE INFORMATION AND IS SUBJECT TO CHANGE WITHOUT NOTICE.



TITLE:
Eco-Aisle (TM) Aisle Containment System
SLIDING DOOR ASSEMBLY
129mm Wide X 2911mm Deep
ASSEMBLY-FRONT

DWG NO: ACDC2400-2408

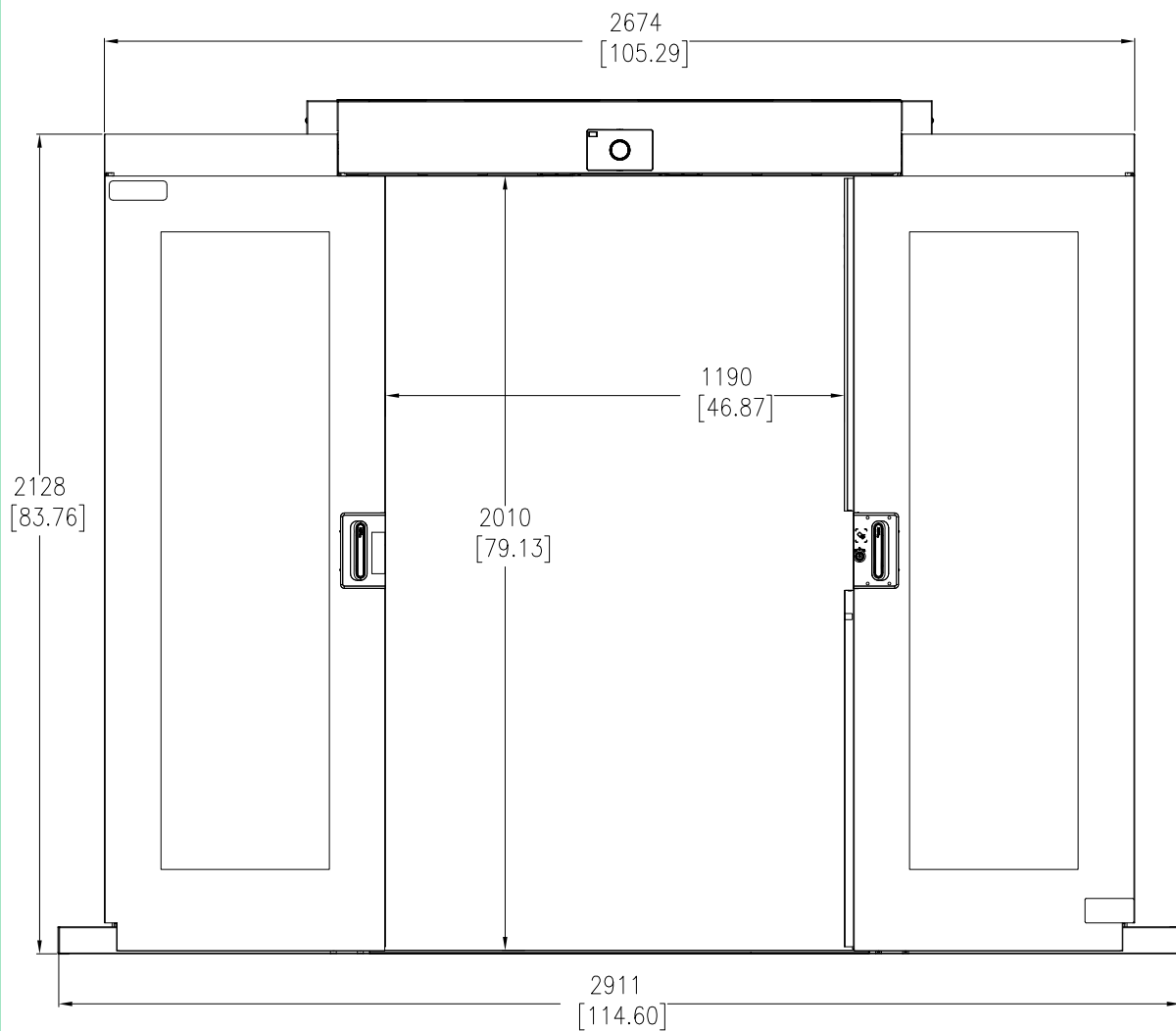
REV. 2

DRAWN BY: K NAGENDRA/S CUNHA 16-OCT-14 FIRST
ENGINEER: JASON LI/MARK MENG 27-FEB-14 ANGLE

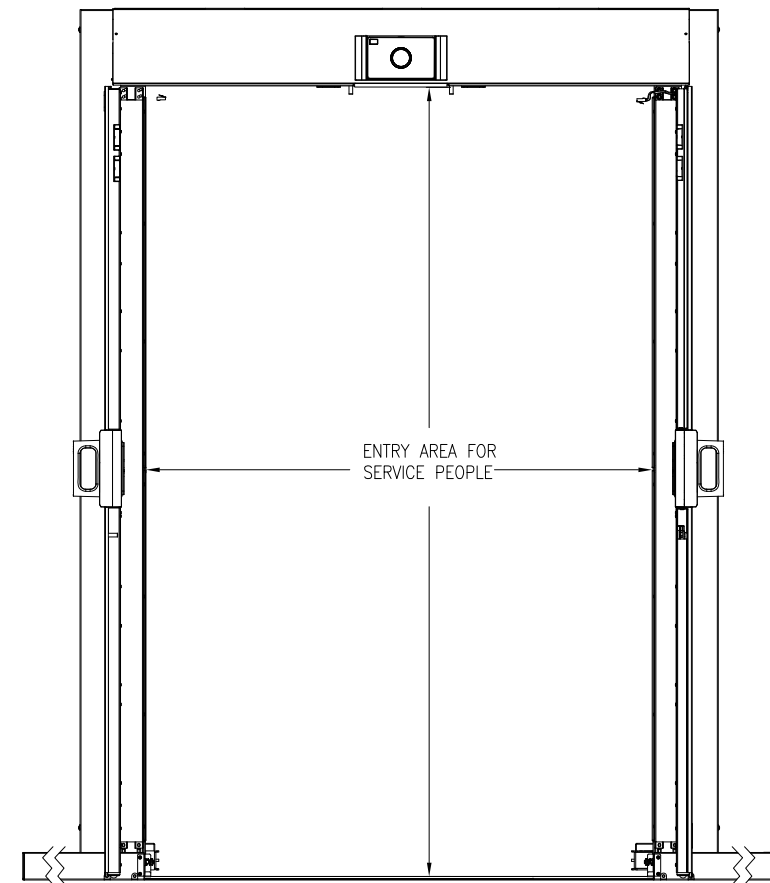
PROJECT: SUBMITTAL DRAWINGS SHEET 3 OF 11

APPROVED BY: AARON GRAFF 27-FEB-14 PROJ

TYPICAL ARRANGEMENT- SLIDING DOOR ASSEMBLY



FRONT VIEW
(DOOR SLIDE OPEN)



FRONT VIEW
(DOORS OPEN IN EMERGENCY EXIT POSITION)

NOTES:

1. COMPLY WITH ALL APPLICABLE NATIONAL AND LOCAL ELECTRICAL REGULATIONS.
2. REFER TO PRODUCT DOCUMENTATION FOR ADDITIONAL DETAILS PRIOR TO INSTALLATION AND SITE PREPARATION WORK.
3. ALL DIMENSIONS ARE IN MILLIMETERS [INCHES].

THIS DRAWING AND SPECIFICATIONS HEREIN ARE THE PROPERTY OF SCHNEIDER ELECTRIC AND SHALL NOT BE COPIED, REPRODUCED OR USED IN WHOLE OR IN PART, AS THE BASIS FOR THE MANUFACTURE OR SALE OF ITEMS WITHOUT WRITTEN PERMISSION FROM SCHNEIDER ELECTRIC. THIS DRAWING IS BASED UPON LATEST AVAILABLE INFORMATION AND IS SUBJECT TO CHANGE WITHOUT NOTICE.



TITLE:
Eco-Aisle (TM) Aisle Containment System
SLIDING DOOR ASSEMBLY
129mm Wide X 2911mm Deep
ASSEMBLY-REAR VIEW

DWG NO: ACDC2400-2408 REV. 1

DRAWN BY: K.NAGENDRA 27-FEB-14 FIRST

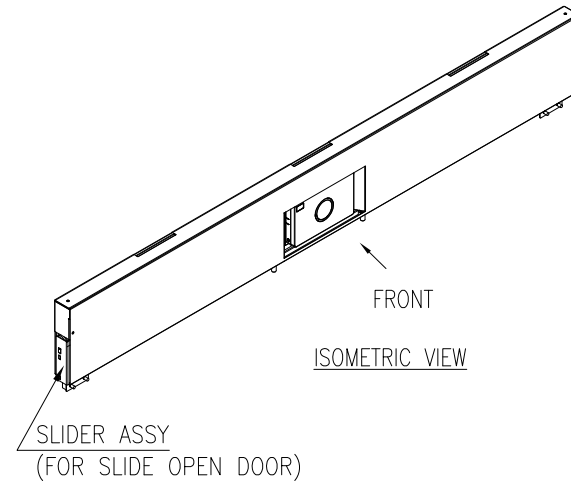
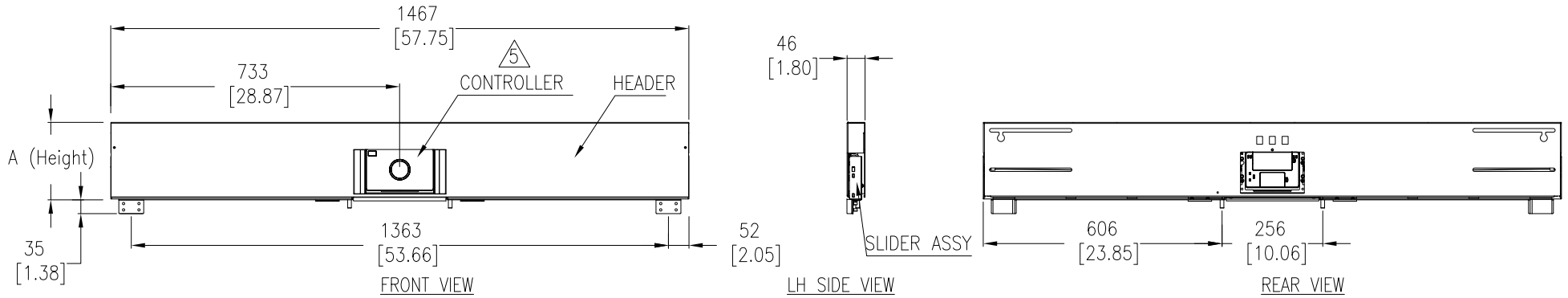
ENGINEER: JASON LI/MARK MENG 27-FEB-14 ANGLE

PROJECT: SUBMITTAL DRAWINGS SHEET 4 OF 11

APPROVED BY: AARON GRAFF 27-FEB-14 PROJ

TYPICAL ARRANGEMENT- DOOR HEADER WITH CONTROLLER

Door Header dimension	
Rack Height	A (Height)
42U SX *	196.0 (7.72) *
42U VX / 45U SX	330.0 (12.97)
48U SX	463.0 (18.22)



NOTES:

1. COMPLY WITH ALL APPLICABLE NATIONAL AND LOCAL ELECTRICAL REGULATIONS.
2. REFER TO PRODUCT DOCUMENTATION FOR ADDITIONAL DETAILS PRIOR TO INSTALLATION AND SITE PREPARATION WORK.
3. ALL DIMENSIONS ARE IN MILLIMETERS [INCHES].
4. TYPICAL ARRANGEMENT SHOWN (*) FOR 42U SX RACK HEIGHT AND 900-1200MM[36in-48in] AISLE WIDTH.
- △ 5. CONTROLLER (ACAC22000) SOLD SEPARATELY.

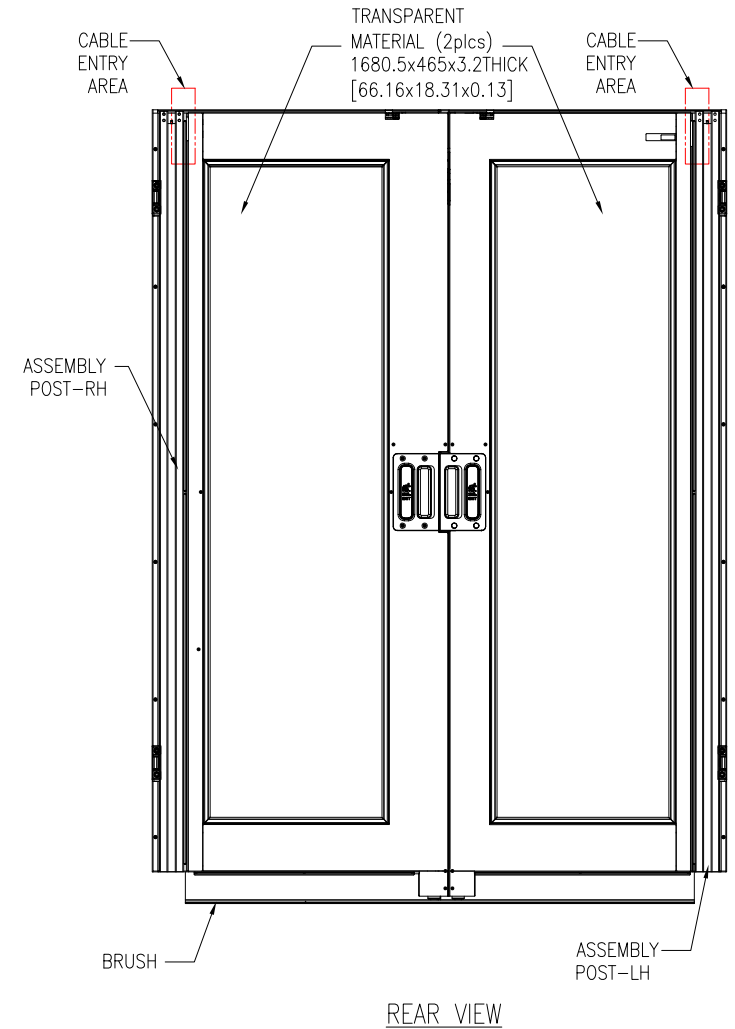
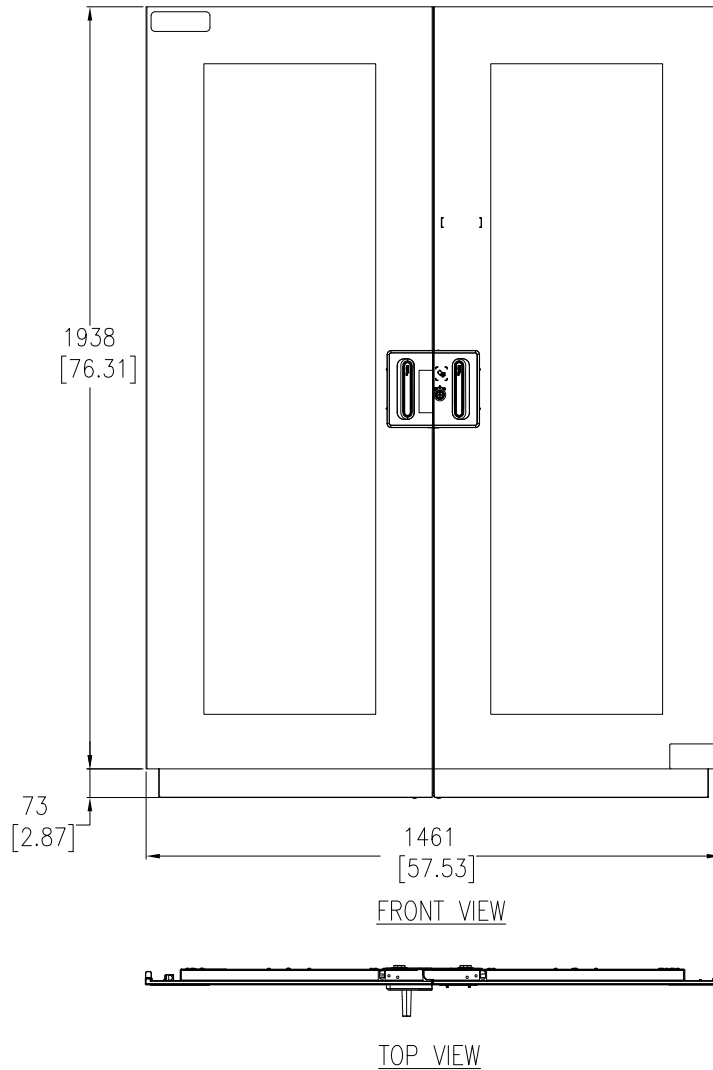
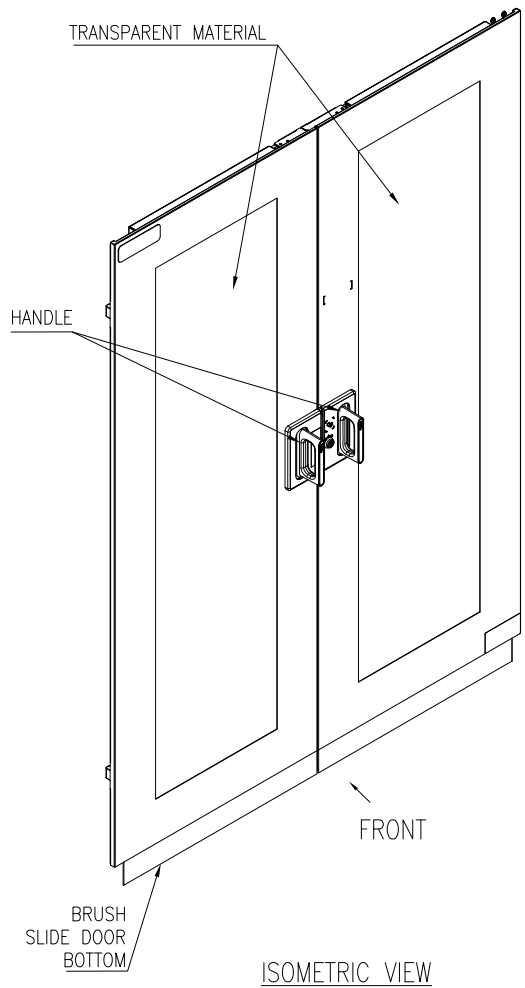
THIS DRAWING AND SPECIFICATIONS HEREIN ARE THE PROPERTY OF SCHNEIDER ELECTRIC AND SHALL NOT BE COPIED, REPRODUCED OR USED IN WHOLE OR IN PART, AS THE BASIS FOR THE MANUFACTURE OR SALE OF ITEMS WITHOUT WRITTEN PERMISSION FROM SCHNEIDER ELECTRIC. THIS DRAWING IS BASED UPON LATEST AVAILABLE INFORMATION AND IS SUBJECT TO CHANGE WITHOUT NOTICE.



TITLE:
Eco-Aisle (TM) Aisle Containment System
SLIDING DOOR ASSEMBLY
129mm Wide X 291mm Deep
DOOR HEADER & CONTROLLER ASSEMBLY
PROJECT: SUBMITTAL DRAWINGS SHEET 5 OF 11

DWG NO: ACDC2400-2408
DRAWN BY: K.NAGENDRA 27-FEB-14
ENGINEER: JASON LI/MARK MENG 27-FEB-14
APPROVED BY: AARON GRAFF 27-FEB-14

REV. 1
FIRST ANGLE PROJ



NOTES:

1. COMPLY WITH ALL APPLICABLE NATIONAL AND LOCAL ELECTRICAL REGULATIONS.
2. REFER TO PRODUCT DOCUMENTATION FOR ADDITIONAL DETAILS PRIOR TO INSTALLATION AND SITE PREPARATION WORK.
3. ALL DIMENSIONS ARE IN MILLIMETERS [INCHES].

THIS DRAWING AND SPECIFICATIONS HEREIN ARE THE PROPERTY OF SCHNEIDER ELECTRIC AND SHALL NOT BE COPIED, REPRODUCED OR USED IN WHOLE OR IN PART, AS THE BASIS FOR THE MANUFACTURE OR SALE OF ITEMS WITHOUT WRITTEN PERMISSION FROM SCHNEIDER ELECTRIC. THIS DRAWING IS BASED UPON LATEST AVAILABLE INFORMATION AND IS SUBJECT TO CHANGE WITHOUT NOTICE.



TITLE:
Eco-Aisle (TM) Aisle Containment System
SLIDING DOOR ASSEMBLY
129mm Wide X 2911mm Deep
DOOR ASSEMBLY

DWG NO: ACDC2400-2408

REV. 0

DRAWN BY: K.NAGENDRA 15-MAY-13 FIRST

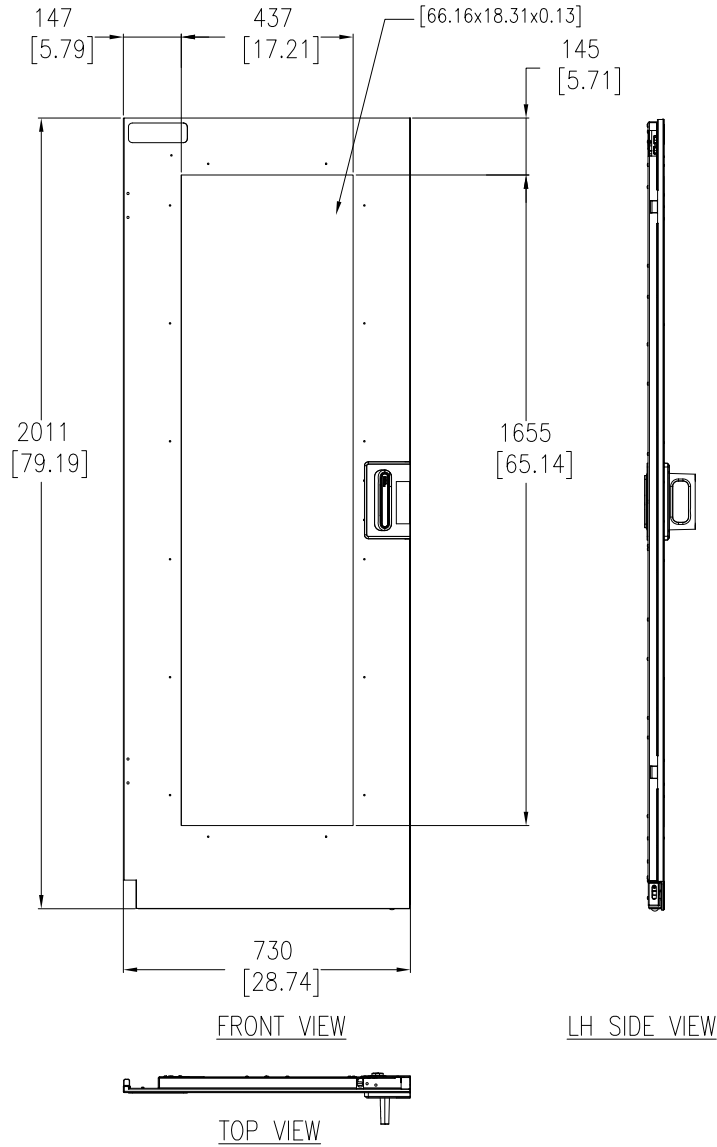
ENGINEER: JASON LI/MARK MENG 15-MAY-13 ANGLE

PROJECT: SUBMITTAL DRAWINGS SHEET 6 OF 11

APPROVED BY: AARON GRAFF 15-MAY-13 PROJ

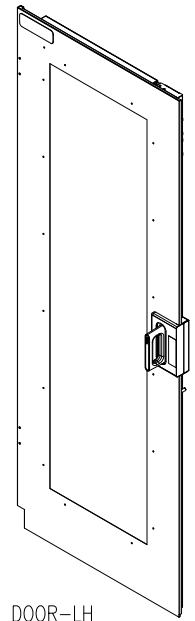
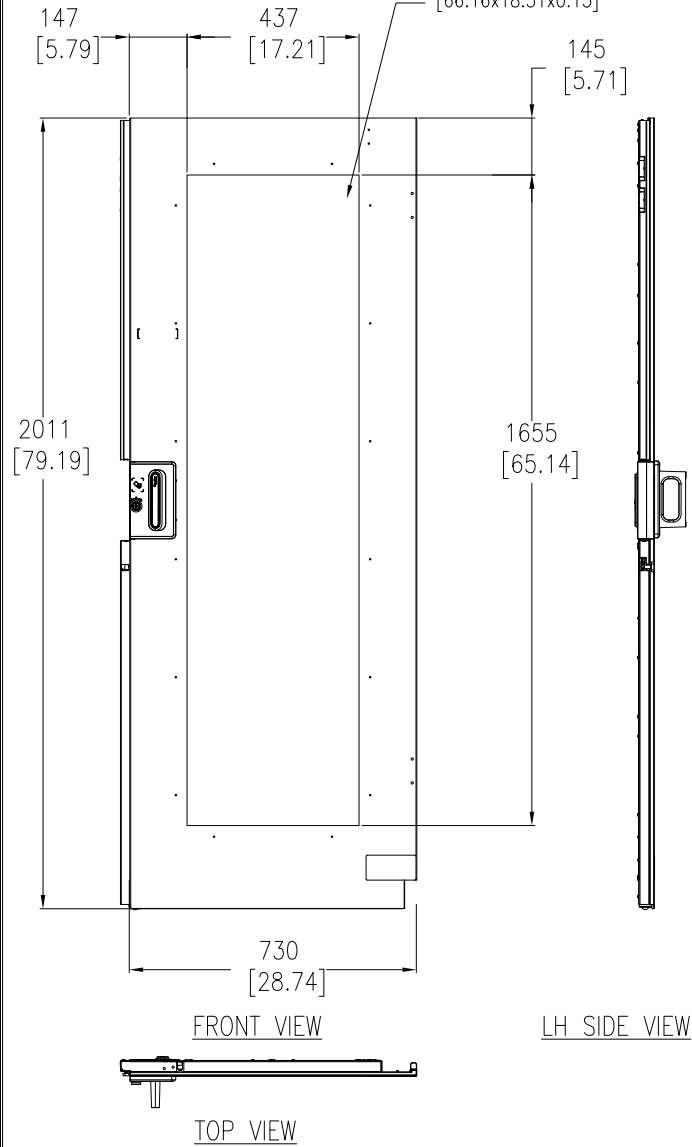
DOOR LH

TRANSPARENT MATERIAL
1680.5x465x3.2THICK
[66.16x18.31x0.13]

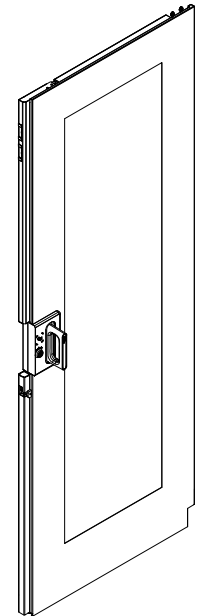


DOOR RH

TRANSPARENT MATERIAL
1680.5x465x3.2THICK
[66.16x18.31x0.13]



DOOR-LH
ISOMETRIC VIEW



DOOR-RH
ISOMETRIC VIEW

NOTES:

1. COMPLY WITH ALL APPLICABLE NATIONAL AND LOCAL ELECTRICAL REGULATIONS.
2. REFER TO PRODUCT DOCUMENTATION FOR ADDITIONAL DETAILS PRIOR TO INSTALLATION AND SITE PREPARATION WORK.
3. ALL DIMENSIONS ARE IN MILLIMETERS [INCHES].

THIS DRAWING AND SPECIFICATIONS HEREIN ARE THE PROPERTY OF SCHNEIDER ELECTRIC AND SHALL NOT BE COPIED, REPRODUCED OR USED IN WHOLE OR IN PART, AS THE BASIS FOR THE MANUFACTURE OR SALE OF ITEMS WITHOUT WRITTEN PERMISSION FROM SCHNEIDER ELECTRIC. THIS DRAWING IS BASED UPON LATEST AVAILABLE INFORMATION AND IS SUBJECT TO CHANGE WITHOUT NOTICE.



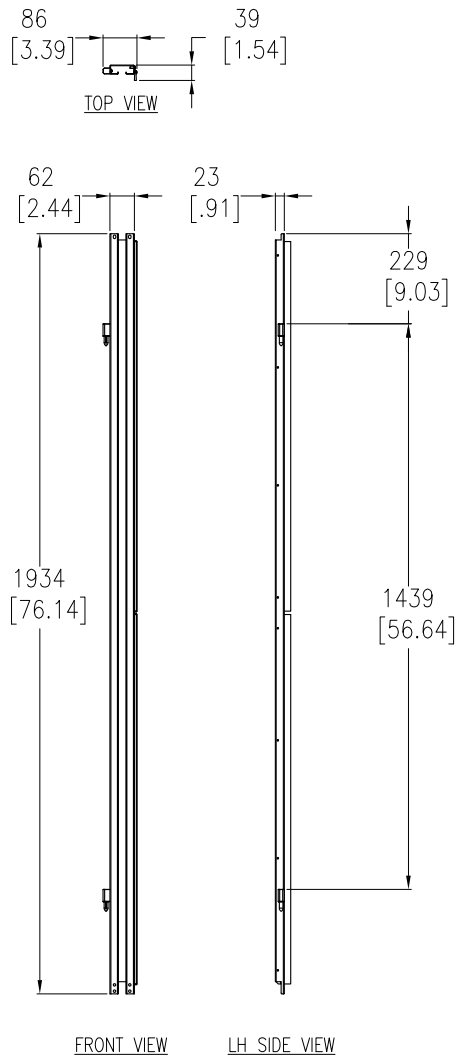
TITLE:
Eco-Aisle (TM) Aisle Containment System
SLIDING DOOR ASSEMBLY
129mm Wide X 2911mm Deep
DOOR LH & RH

PROJECT: SUBMITTAL DRAWINGS SHEET 7 OF 11

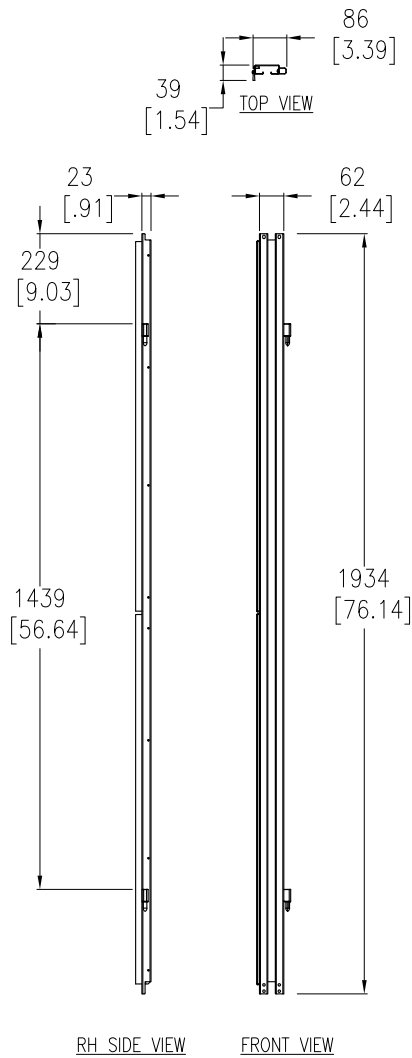
DWG NO: ACDC2400-2408 REV. 0

DRAWN BY: K.NAGENDRA	15-MAY-13	FIRST
ENGINEER: JASON LI/MARK MENG	15-MAY-13	ANGLE
APPROVED BY: AARON GRAFF	15-MAY-13	PROJ

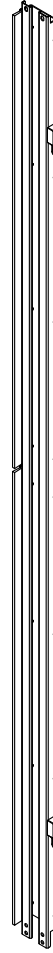
ASSY HINGE POST DOOR LH



ASSY HINGE POST DOOR RH



ASSY POST DOOR-LH
ISOMETRIC VIEW



ASSY POST DOOR-RH
ISOMETRIC VIEW

NOTES:

1. COMPLY WITH ALL APPLICABLE NATIONAL AND LOCAL ELECTRICAL REGULATIONS.
2. REFER TO PRODUCT DOCUMENTATION FOR ADDITIONAL DETAILS PRIOR TO INSTALLATION AND SITE PREPARATION WORK.
3. ALL DIMENSIONS ARE IN MILLIMETERS [INCHES].
4. TYPICAL ARRANGEMENT SHOWN FOR 42U SX RACK HEIGHT.

THIS DRAWING AND SPECIFICATIONS HEREIN ARE THE PROPERTY OF SCHNEIDER ELECTRIC AND SHALL NOT BE COPIED, REPRODUCED OR USED IN WHOLE OR IN PART, AS THE BASIS FOR THE MANUFACTURE OR SALE OF ITEMS WITHOUT WRITTEN PERMISSION FROM SCHNEIDER ELECTRIC. THIS DRAWING IS BASED UPON LATEST AVAILABLE INFORMATION AND IS SUBJECT TO CHANGE WITHOUT NOTICE.



TITLE:
Eco-Aisle (TM) Aisle Containment System
SLIDING DOOR ASSEMBLY
129mm Wide X 2911mm Deep
ASSY HINGE POST DOOR LH & RH

DWG NO: ACDC2400-2408 REV. 0

DRAWN BY: K. NAGENDRA 15-MAY-13 FIRST

ENGINEER: JASON LI/MARK MENG 15-MAY-13 ANGLE

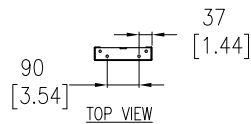
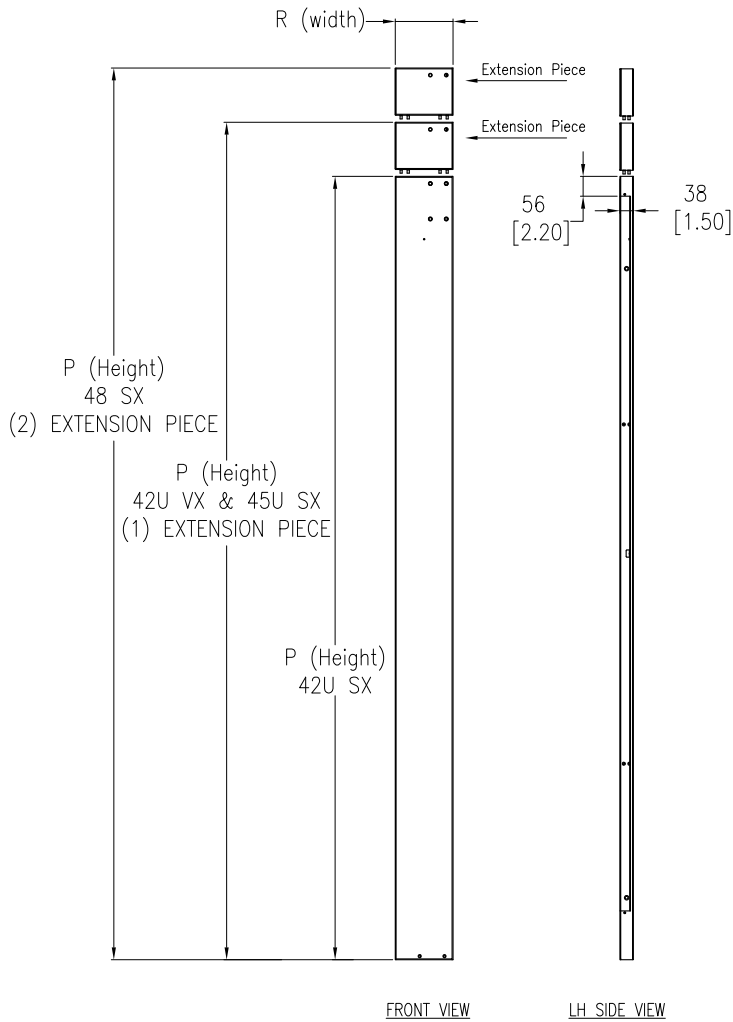
PROJECT: SUBMITTAL DRAWINGS SHEET 8 OF 11

APPROVED BY: AARON GRAFF 15-MAY-13 PROJ

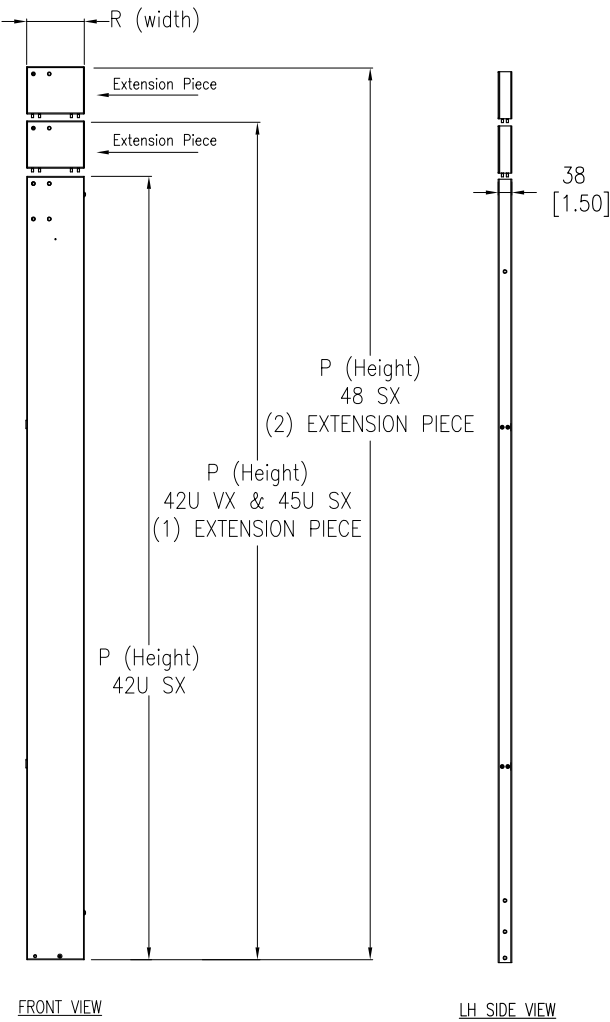


TYPICAL ARRANGEMENT

ASSY POST LH



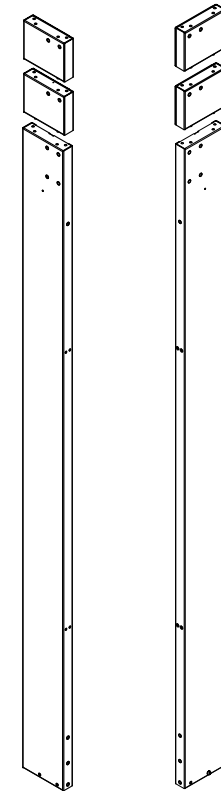
ASSY POST RH



42U SX		
Assemble Post		
Aisle width	P (Height)	R (Width)
900-1200 (36-48) *	2214 (87.17) *	163 (6.42) *
1200-1500 (48-60)		235 (9.27)
1500-1800 (60-72)		388 (15.27)

42U VX / 45U SX		
Assemble Post		
Aisle width	P (Height)	R (Width)
900-1200 (36-48)	2347 (92.42)	163 (6.42)
1200-1500 (48-60)		235 (9.27)
1500-1800 (60-72)		388 (15.27)

48U SX		
Assemble Post		
Aisle width	P (Height)	R (Width)
900-1200 (36-48)	2481 (97.67)	163 (6.42)
1200-1500 (48-60)		235 (9.27)
1500-1800 (60-72)		388 (15.27)



NOTES:

1. COMPLY WITH ALL APPLICABLE NATIONAL AND LOCAL ELECTRICAL REGULATIONS.
2. REFER TO PRODUCT DOCUMENTATION FOR ADDITIONAL DETAILS PRIOR TO INSTALLATION AND SITE PREPARATION WORK.
3. ALL DIMENSIONS ARE IN MILLIMETERS [INCHES].

△ 4. TYPICAL ARRANGEMENT SHOWN (*) FOR 42U SX RACK HEIGHT AND 900-1200[36-48] AISLE WIDTH.

THIS DRAWING AND SPECIFICATIONS HEREIN ARE THE PROPERTY OF SCHNEIDER ELECTRIC AND SHALL NOT BE COPIED, REPRODUCED OR USED IN WHOLE OR IN PART, AS THE BASIS FOR THE MANUFACTURE OR SALE OF ITEMS WITHOUT WRITTEN PERMISSION FROM SCHNEIDER ELECTRIC. THIS DRAWING IS BASED UPON LATEST AVAILABLE INFORMATION AND IS SUBJECT TO CHANGE WITHOUT NOTICE.



TITLE:
Eco-Aisle (TM) Aisle Containment System
SLIDING DOOR ASSEMBLY
129mm Wide X 2911mm Deep
ASSY POST LH & RH

DWG NO: ACDC2400-2408 REV. 0

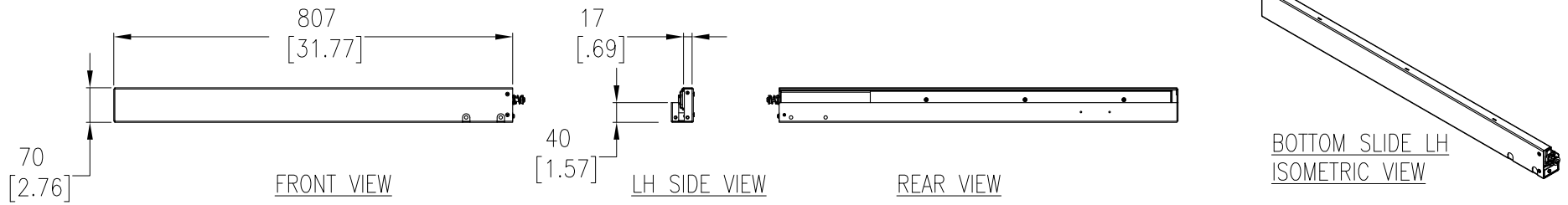
DRAWN BY: K. NAGENDRA 15-MAY-13 FIRST

ENGINEER: JASON LI/MARK MENG 15-MAY-13 ANGLE

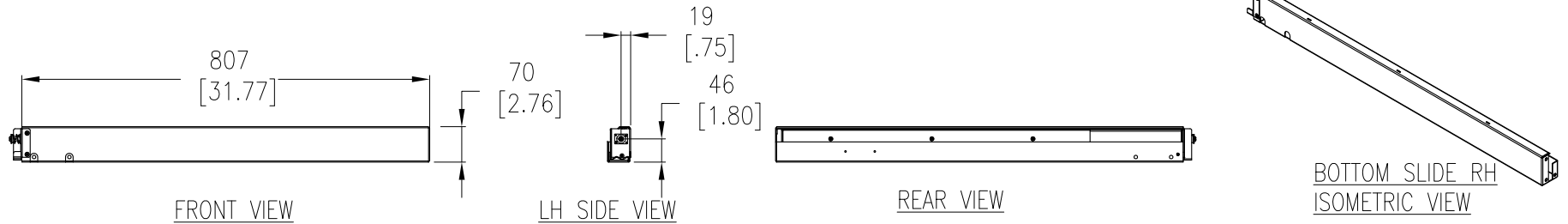
PROJECT: SUBMITTAL DRAWINGS SHEET 9 OF 11

APPROVED BY: AARON GRAFF 15-MAY-13 PROJ

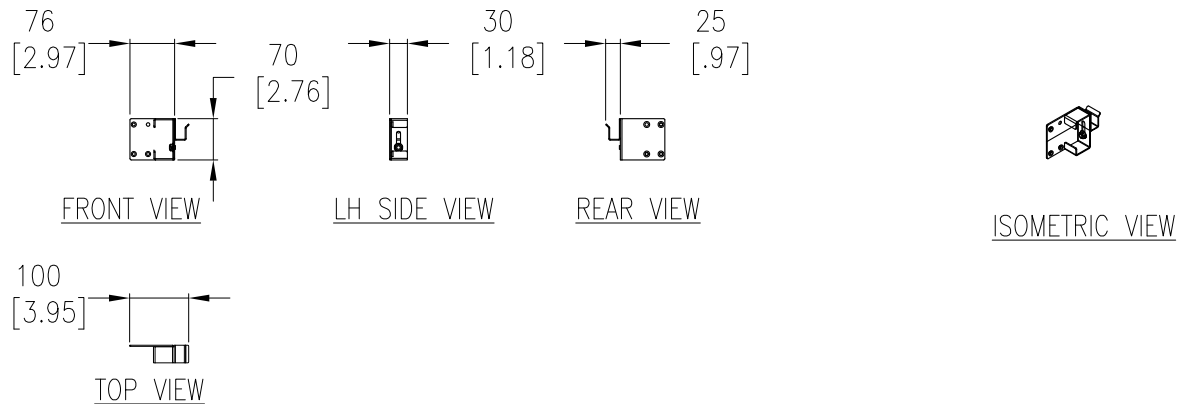
ASSY BOTTOM SLIDE LH



ASSY BOTTOM SLIDE RH



ASSY BRACKET
BOTTOM SLIDE



NOTES:

1. COMPLY WITH ALL APPLICABLE NATIONAL AND LOCAL ELECTRICAL REGULATIONS.
2. REFER TO PRODUCT DOCUMENTATION FOR ADDITIONAL DETAILS PRIOR TO INSTALLATION AND SITE PREPARATION WORK.
3. ALL DIMENSIONS ARE IN MILLIMETERS [INCHES].

THIS DRAWING AND SPECIFICATIONS HEREIN ARE THE PROPERTY OF SCHNEIDER ELECTRIC AND SHALL NOT BE COPIED, REPRODUCED OR USED IN WHOLE OR IN PART, AS THE BASIS FOR THE MANUFACTURE OR SALE OF ITEMS WITHOUT WRITTEN PERMISSION FROM SCHNEIDER ELECTRIC. THIS DRAWING IS BASED UPON LATEST AVAILABLE INFORMATION AND IS SUBJECT TO CHANGE WITHOUT NOTICE.



TITLE:
Eco-Aisle (TM) Aisle Containment System
SLIDING DOOR ASSEMBLY
129mm Wide X 2911mm Deep
ASSY BOTTOM SLIDE & BRACKET

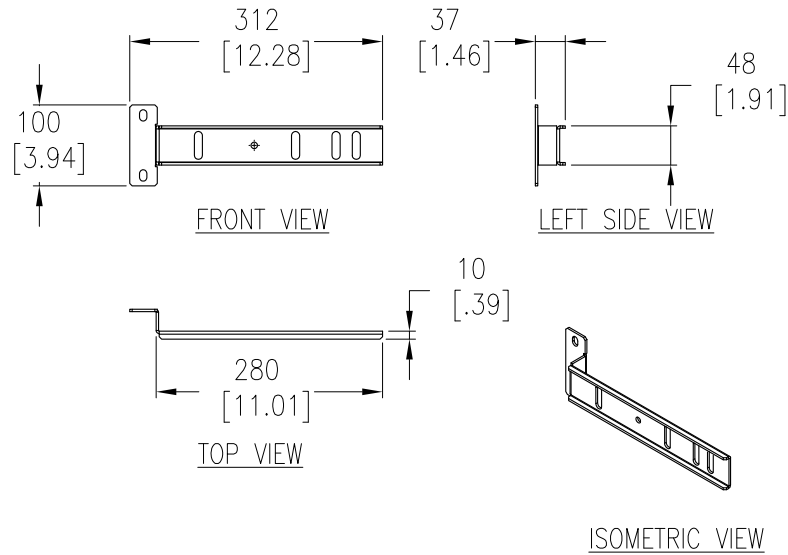
DWG NO: ACDC2400-2408 REV. 0

DRAWN BY: K. NAGENDRA 15-MAY-13 FIRST
ENGINEER: JASON LI/MARK MENG 15-MAY-13 ANGLE

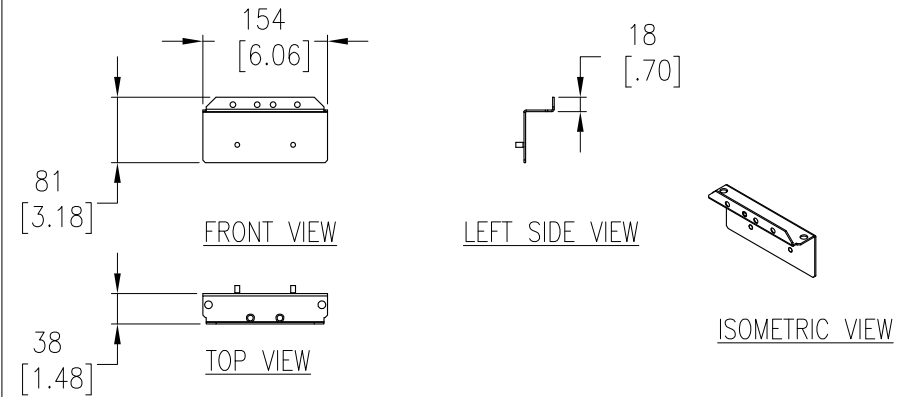
PROJECT: SUBMITTAL DRAWINGS SHEET 10 OF 11

APPROVED BY: AARON GRAFF 15-MAY-13 PROJ

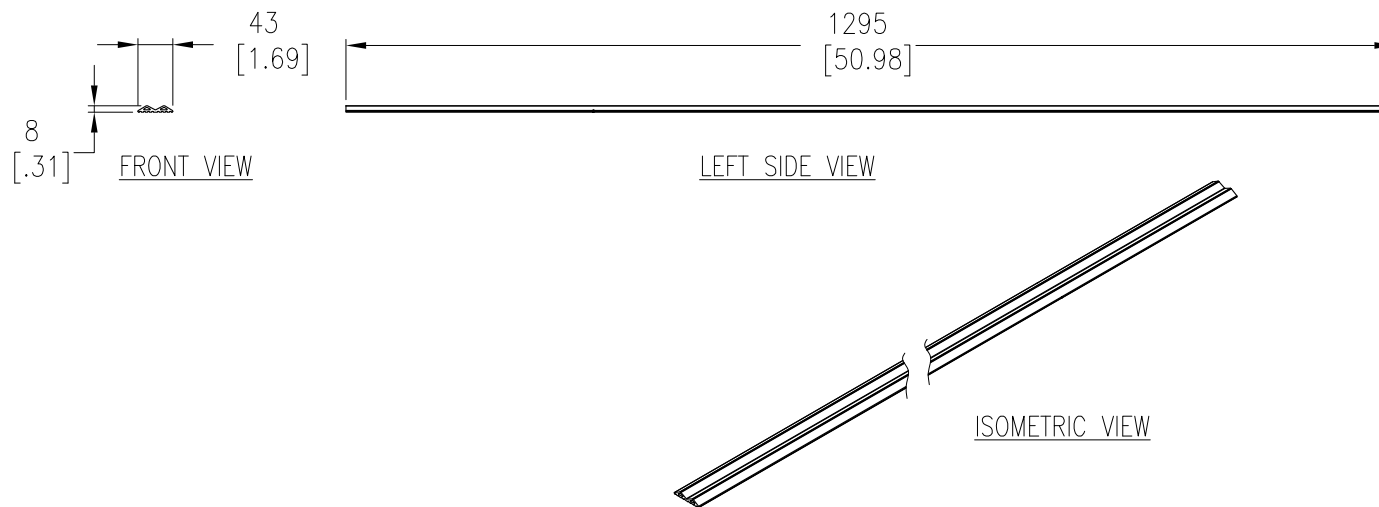
BRACKET POST BOTTOM INSIDE



VX BRACKET



ALUMINIUM EXTRUSION BOTTOM TRACK



NOTES:

1. COMPLY WITH ALL APPLICABLE NATIONAL AND LOCAL ELECTRICAL REGULATIONS.
2. REFER TO PRODUCT DOCUMENTATION FOR ADDITIONAL DETAILS PRIOR TO INSTALLATION AND SITE PREPARATION WORK.
3. ALL DIMENSIONS ARE IN MILLIMETERS [INCHES].

THIS DRAWING AND SPECIFICATIONS HEREIN ARE THE PROPERTY OF SCHNEIDER ELECTRIC AND SHALL NOT BE COPIED, REPRODUCED OR USED IN WHOLE OR IN PART, AS THE BASIS FOR THE MANUFACTURE OR SALE OF ITEMS WITHOUT WRITTEN PERMISSION FROM SCHNEIDER ELECTRIC. THIS DRAWING IS BASED UPON LATEST AVAILABLE INFORMATION AND IS SUBJECT TO CHANGE WITHOUT NOTICE.



TITLE:
Eco-Aisle (TM) Aisle Containment System
SLIDING DOOR ASSEMBLY
129mm Wide X 291mm Deep
BRACKET & ALUMINIUM EXTRUSION

PROJECT: SUBMITTAL DRAWINGS SHEET 11 OF 11

DWG NO: ACDC2400-2408 REV. 0

DRAWN BY: K. NAGENDRA 15-MAY-13 FIRST

ENGINEER: JASON LI/MARK MENG 15-MAY-13 ANGLE

APPROVED BY: AARON GRAFF 15-MAY-13 PROJ