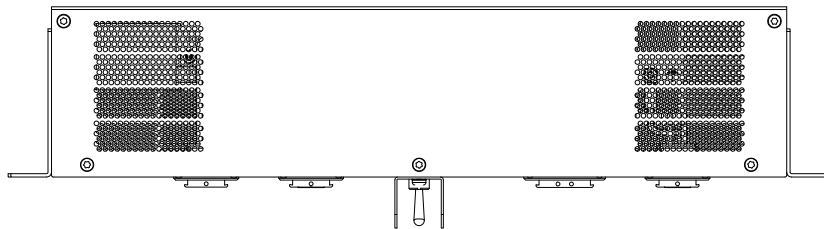
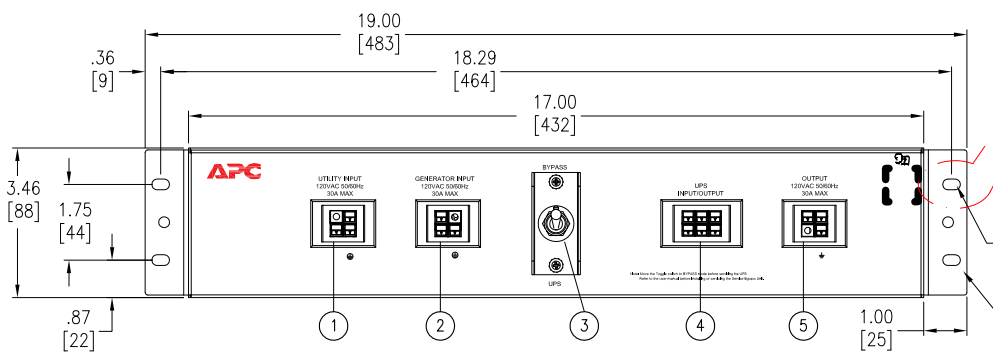


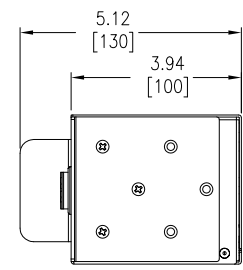
ISOMETRIC VIEW



TOP VIEW



FRONT VIEW



SIDE VIEW

- ① UTILITY INPUT CONNECTOR.
- ② GENERATOR INPUT CONNECTOR
- ③ BYPASS/UPS SWITCH.
- ④ UPS INPUT AND OUTPUT POWER CONNECTOR.
- ⑤ OUTPUT CONNECTOR

NOTES:

1. INSTALLATION SHALL COMPLY WITH ALL APPLICABLE NATIONAL, STATE AND LOCAL CODES.
2. REFER TO PRODUCT DOCUMENTATION FOR ADDITIONAL DETAILS PRIOR TO INSTALLATION AND SITE PREPARATION WORK.
3. ALL DIMENSIONS ARE IN INCHES [MILLIMETERS].
4. WEIGHT OF UNIT IS 4.85 lb [2.2 kg].
5. MOUNTING BRACKETS ARE SHIPPED ALONG WITH THE SKU.

THIS DRAWING AND SPECIFICATIONS HEREIN ARE THE PROPERTY OF SCHNEIDER ELECTRIC AND SHALL NOT BE COPIED, REPRODUCED OR USED IN WHOLE OR IN PART, AS THE BASIS FOR THE MANUFACTURE OR SALE OF ITEMS WITHOUT WRITTEN PERMISSION FROM SCHNEIDER ELECTRIC. THIS DRAWING IS BASED UPON LATEST AVAILABLE INFORMATION AND IS SUBJECT TO CHANGE WITHOUT NOTICE.

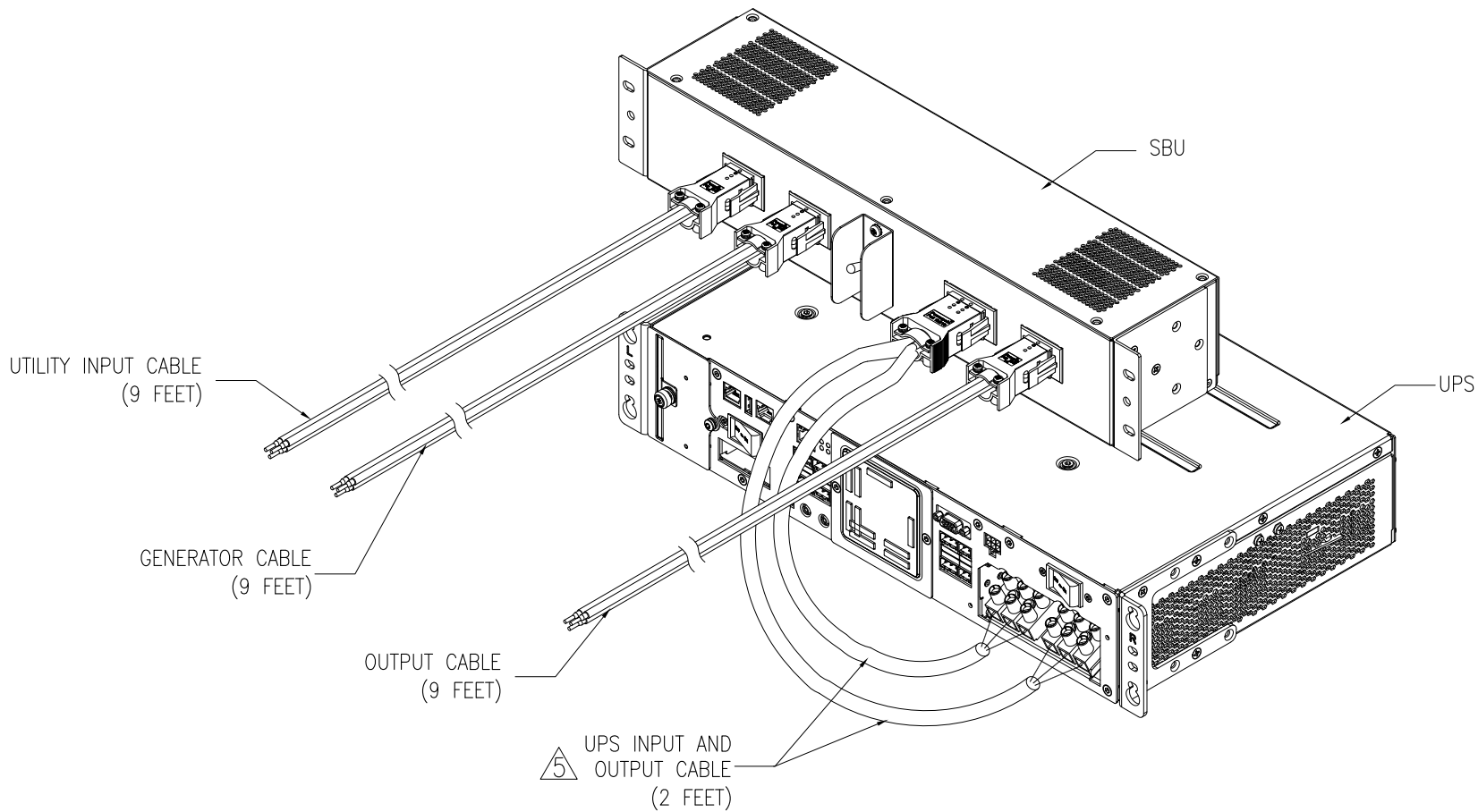


TITLE: SecureUPS Service Bypass Unit
2U WITH GENERATOR INPUT
INPUT: 1PH, 120V, 30A, 50/60Hz
OUTPUT: 1PH, 120V, 50/60Hz
GENERAL ARRANGEMENT—RACK/WALL MOUNTING
PROJECT: SUBMITTAL DRAWING SHEET 1 OF 2

DWG NO:	XS30ALLXR2G	REV.	0
DRAWN BY:	JAYAPRAKASH	05-FEB-19	THIRD
ENGINEER:	SANTHOSH	08-FEB-19	ANGLE
APPROVED BY:	N HORSTBRINK/G PATER	08-FEB-19	PROJECTION

UPS INPUT AND OUTPUT CABLE CONNECTION

(TYPICAL ARRANGEMENT FOR RACK-MOUNT IS SHOWN FOR ILLUSTRATION)



NOTES:

1. INSTALLATION SHALL COMPLY WITH ALL APPLICABLE NATIONAL, STATE AND LOCAL CODES.
2. REFER TO PRODUCT DOCUMENTATION FOR ADDITIONAL DETAILS PRIOR TO INSTALLATION AND SITE PREPARATION WORK.
3. ALL DIMENSIONS ARE IN INCHES [MILLIMETERS].
4. UTILITY INPUT CABLE, OUTPUT CABLE, UPS INPUT, OUTPUT CABLE AND GENERATOR CABLE ARE SHIPPED ALONG WITH THE SKU.
- △ 5. A 7 FEET LONG UPS INPUT & OUTPUT CABLE IS ALSO SHIPPED WITH THE UNIT. IF EXTENSION IS REQUIRED, CONNECT THIS CABLE WITH THE 2 FEET UPS INPUT & OUTPUT CABLE.

THIS DRAWING AND SPECIFICATIONS HEREIN ARE THE PROPERTY OF SCHNEIDER ELECTRIC AND SHALL NOT BE COPIED, REPRODUCED OR USED IN WHOLE OR IN PART, AS THE BASIS FOR THE MANUFACTURE OR SALE OF ITEMS WITHOUT WRITTEN PERMISSION FROM SCHNEIDER ELECTRIC. THIS DRAWING IS BASED UPON LATEST AVAILABLE INFORMATION AND IS SUBJECT TO CHANGE WITHOUT NOTICE.



TITLE: SecureUPS Service Bypass Unit
2U WITH GENERATOR INPUT
INPUT: 1PH, 120V, 30A, 50/60Hz
OUTPUT: 1PH, 120V, 50/605Hz
CABLE CONNECTION

PROJECT: SUBMITTAL DRAWING SHEET 2 OF 2

DWG NO: XS30ALLXR2G **REV.** 0

DRAWN BY: JAYAPRAKASH 05-FEB-19 **THIRD**

ENGINEER: SANTHOSH 08-FEB-19 **ANGLE**

APPROVED BY: N HORSTBRINK/G PATER 08-FEB-19 **PROJECTION**