

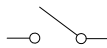


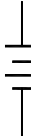



## APC Smart-UPS SRT Li-ION

Sheet No.	Component /Detail	Description
1	Drawing Guide	APC Smart-UPS SRTL1500RMXLI Drawing Guide
2	Solution Isometric View	APC Smart-UPS SRTL1500RMXLI Solution Isometric View
3	Solution General Arrangement	APC Smart-UPS SRTL1500RMXLI Solution General Arrangement
4	UPS Isometric View	APC Smart-UPS SRTL1500RMXLI UPS Isometric View
5	UPS General Arrangement	APC Smart-UPS SRTL1500RMXLI UPS General Arrangement
6	Battery Pack Isometric View	APC Smart-UPS SRTL1500RMXLI Battery Pack Isometric View
7	Battery Pack General Arrangement	APC Smart-UPS SRTL1500RMXLI Battery Pack General Arrangement
8	Tower Installation	APC Smart-UPS SRTL1500RMXLI Tower Installation
9	System One Line Diagram	APC Smart-UPS SRTL1500RMXLI System One Line Diagram

LEGEND			
SYMBOL	DESCRIPTION	SYMBOL	DESCRIPTION
	CIRCUIT BREAKER		AC-DC CONVERTER
	RELAY		DC-AC CONVERTER (INVERTER)
	TERMINATOR		BATTERY
	DC-DC CONVERTER		

THIS DRAWING AND SPECIFICATIONS HEREIN ARE THE PROPERTY OF SCHNEIDER ELECTRIC AND SHALL NOT BE COPIED, REPRODUCED OR USED IN WHOLE OR IN PART, AS THE BASIS FOR THE MANUFACTURE OR SALE OF ITEMS WITHOUT WRITTEN PERMISSION FROM SCHNEIDER ELECTRIC. THIS DRAWING IS BASED UPON LATEST AVAILABLE INFORMATION AND IS SUBJECT TO CHANGE WITHOUT NOTICE.

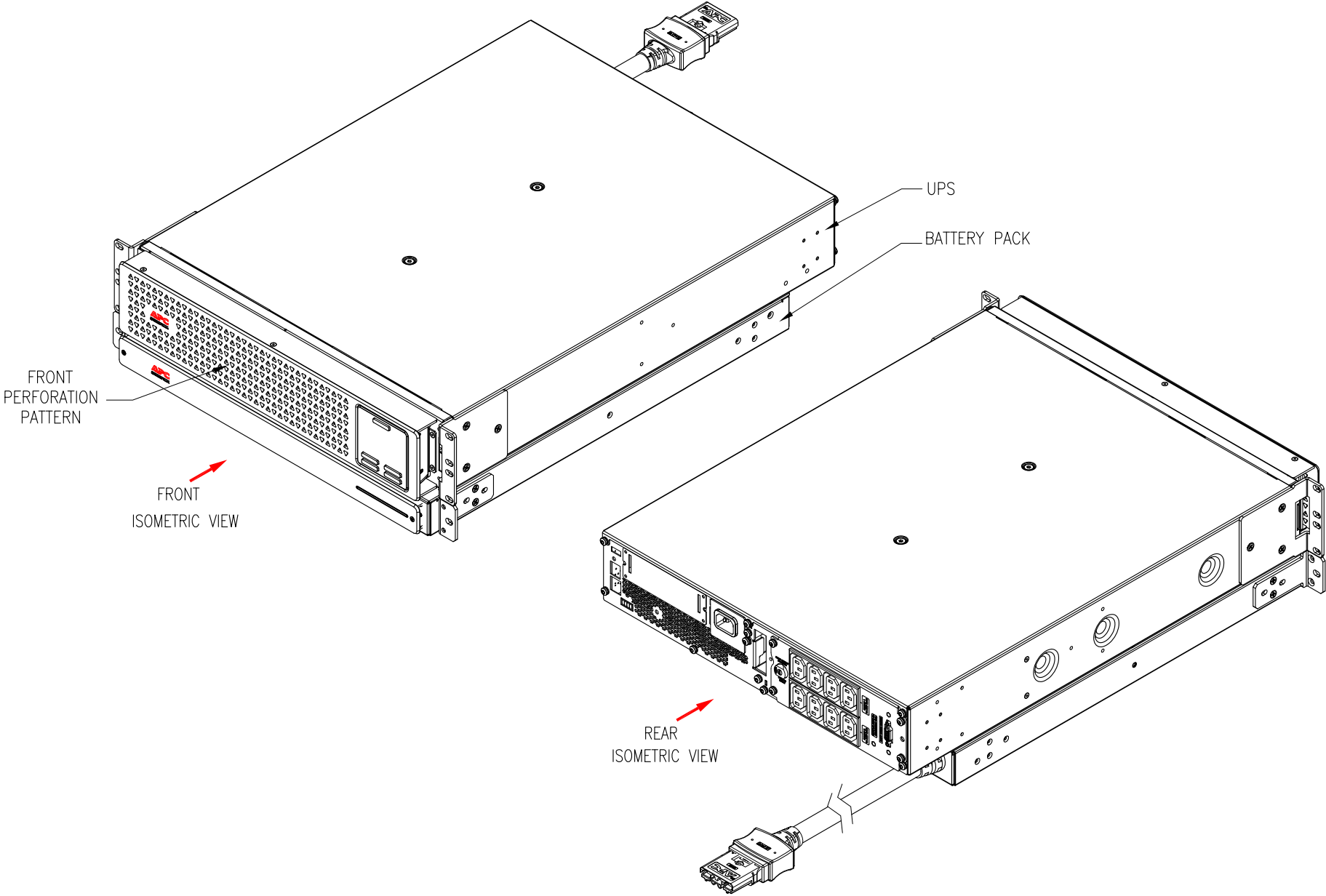
**Schneider Electric**

TITLE: APC Smart-UPS SRT, RACK MOUNT  
(SRT1500UXI-LI+XBP48RM1U-L), Li-Ion, 1500VA  
INPUT: 1PH, 220/230/240V (L+N+G), 40-70Hz  
OUTPUT: 1PH, 220/230/240V(L+N+G), (8)IEC320 C13, 50/60Hz  
DRAWING GUIDE

PROJECT: DRAWINGS SHEET 1 OF 9

DWG NO: SRTL1500RMXLI	REV: 0
DRAWN: JAYAPRAKASH	16-JAN-18
ENGINEER: PAVAN G/MOHAN N	17-JAN-18
APPROVED: M LIPARE	17-JAN-18
ANGLE PROJECTION	N.A

SKU #: SRTL1500RMXLI



NOTES:  
1. INSTALLATION SHALL COMPLY WITH ALL APPLICABLE NATIONAL AND LOCAL ELECTRICAL REGULATIONS.  
2. REFER TO PRODUCT MANUALS FOR ADDITIONAL DETAILS.

THIS DRAWING AND SPECIFICATIONS HEREIN ARE THE PROPERTY OF SCHNEIDER ELECTRIC AND SHALL NOT BE COPIED, REPRODUCED OR USED IN WHOLE OR IN PART, AS THE BASIS FOR THE MANUFACTURE OR SALE OF ITEMS WITHOUT WRITTEN PERMISSION FROM SCHNEIDER ELECTRIC. THIS DRAWING IS BASED UPON LATEST AVAILABLE INFORMATION AND IS SUBJECT TO CHANGE WITHOUT NOTICE.

**Schneider Electric**

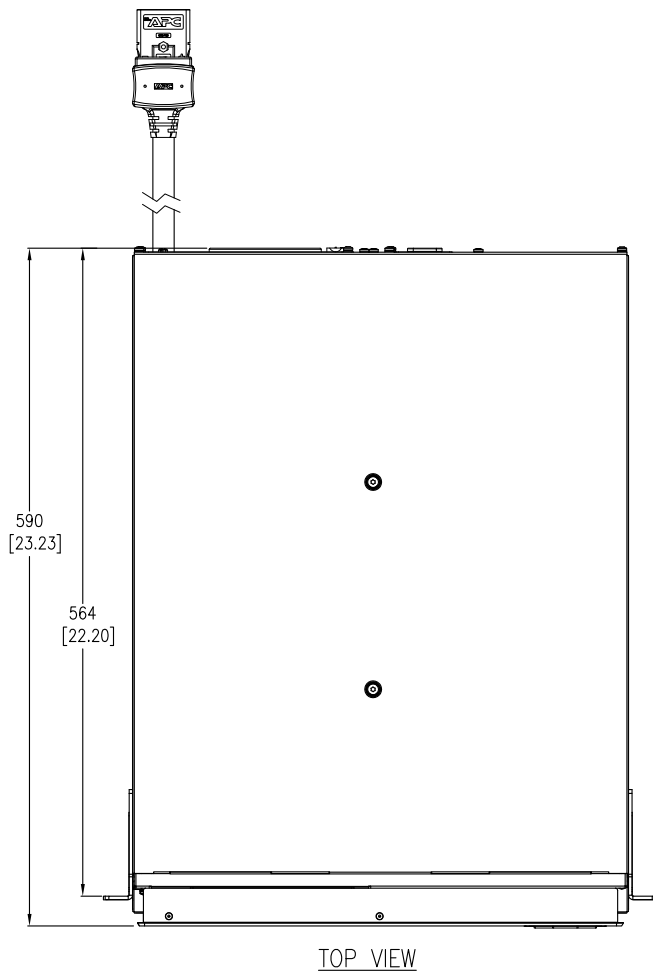
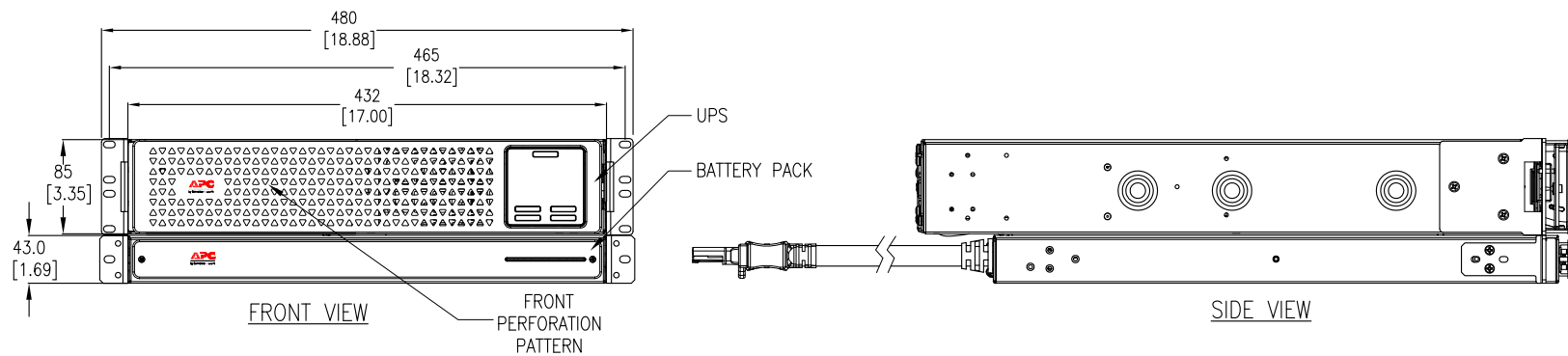
TITLE: APC Smart-UPS SRT, RACK MOUNT  
(SRTL1500RMLI-LI+XBP48RM1U-LI), Li-Ion, 1500VA  
INPUT: 1PH, 220/230/240V (L+N+G), 40-70Hz  
OUTPUT: 1PH, 220/230/240V (L+N+G), (8)IEC320 C13, 50/60Hz  
SOLUTION ISOMETRIC VIEW (UPS+BATTERY PACK)

PROJECT: DRAWINGS SHEET 2 OF 9

DWG NO: SRTL1500RMXLI

DRAWN: JAYAPRAKASH 16-JAN-18  
ENGINEER: PAVAN G/MOHAN N 17-JAN-18  
APPROVED: M LIPARE 17-JAN-18

REV. 0  
FIRST ANGLE PROJECTION



#### NOTES:

1. INSTALLATION SHALL COMPLY WITH ALL APPLICABLE NATIONAL AND LOCAL ELECTRICAL REGULATIONS.
2. REFER TO PRODUCT MANUALS FOR ADDITIONAL DETAILS.
3. ALL DIMENSIONS ARE IN MILLIMETERS [INCHES]. UNLESS OTHERWISE SPECIFIED.

THIS DRAWING AND SPECIFICATIONS HEREIN ARE THE PROPERTY OF SCHNEIDER ELECTRIC AND SHALL NOT BE COPIED, REPRODUCED OR USED IN WHOLE OR IN PART, AS THE BASIS FOR THE MANUFACTURE OR SALE OF ITEMS WITHOUT WRITTEN PERMISSION FROM SCHNEIDER ELECTRIC. THIS DRAWING IS BASED UPON LATEST AVAILABLE INFORMATION AND IS SUBJECT TO CHANGE WITHOUT NOTICE.

**Schneider**  
**Electric**

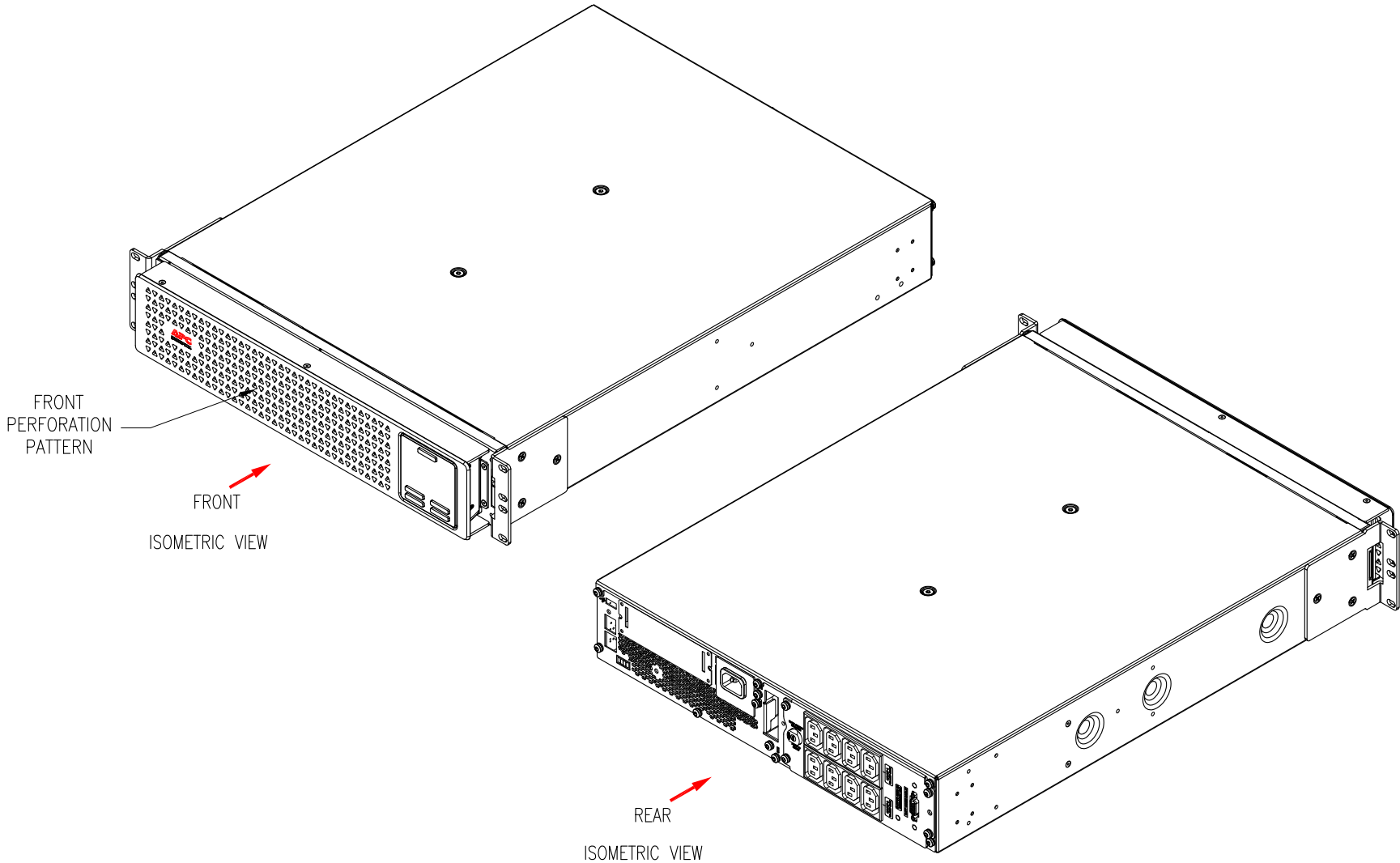
TITLE: APC Smart-UPS SRT, RACK MOUNT  
(SRT1500UXI-LI+XBP48RM1U-L), Li-Ion, 1500VA  
INPUT: 1PH, 220/230/240V (L+N+G), 40-70Hz  
OUTPUT: 1PH, 220/230/240V(L+N+G), (8)IEC320 C13, 50/60Hz  
SOLUTION GENERAL ARRANGEMENT (UPS+BATTERY PACK)

PROJECT: DRAWINGS SHEET 3 OF 9

DWG NO: SRTL1500RMXLI REV. 0

DRAWN: JAYAPRAKASH	16-JAN-18	FIRST
ENGINEER: PAVAN G/MOHAN N	17-JAN-18	ANGLE
APPROVED: M LIPARE	17-JAN-18	PROJECTION

SKU #: SRT1500UXI-LI



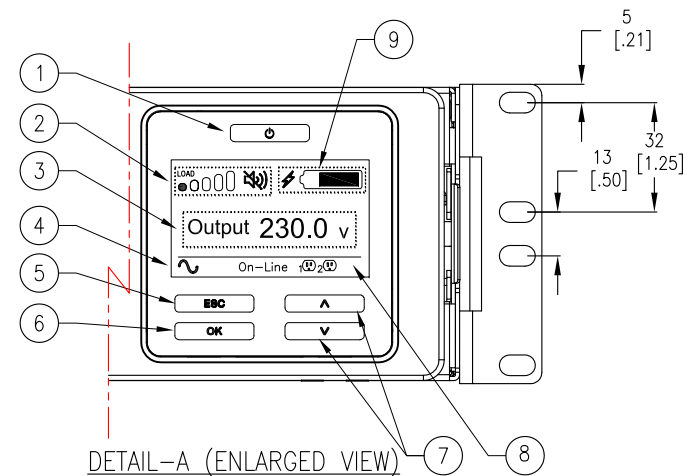
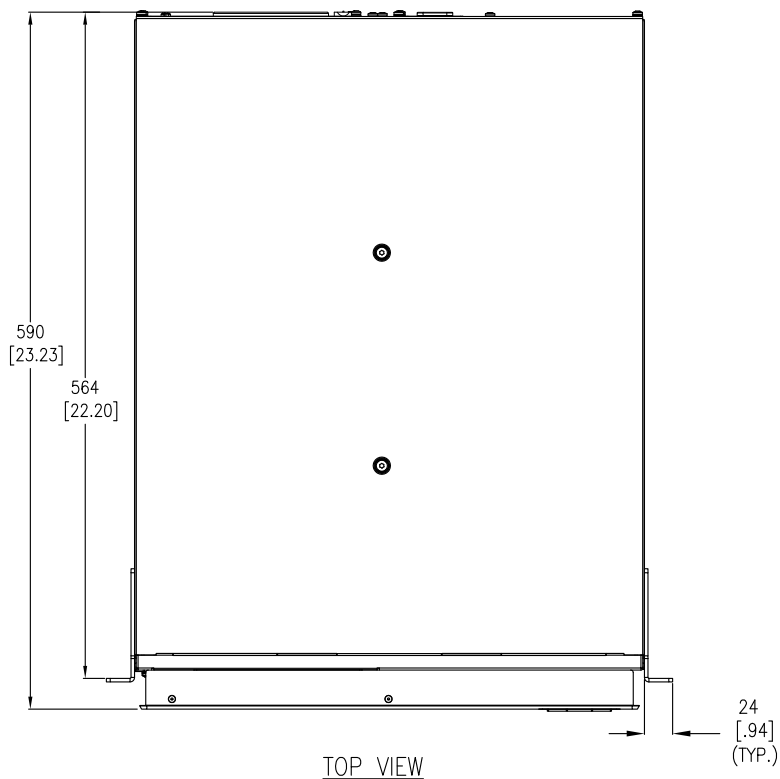
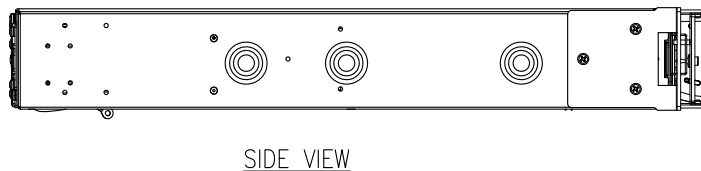
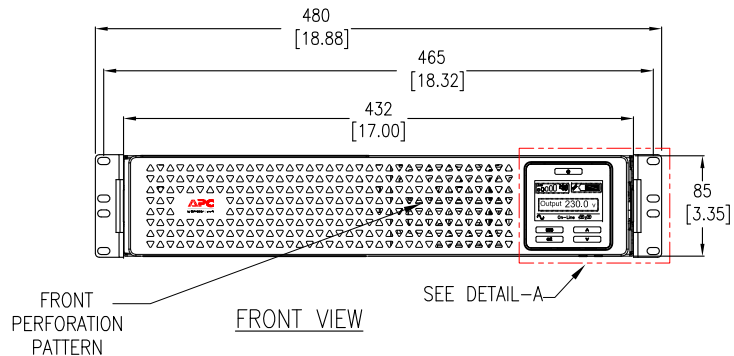
NOTES:  
1. INSTALLATION SHALL COMPLY WITH ALL APPLICABLE NATIONAL AND LOCAL ELECTRICAL REGULATIONS.  
2. REFER TO PRODUCT MANUALS FOR ADDITIONAL DETAILS.

THIS DRAWING AND SPECIFICATIONS HEREIN ARE THE PROPERTY OF SCHNEIDER ELECTRIC AND SHALL NOT BE COPIED, REPRODUCED OR USED IN WHOLE OR IN PART, AS THE BASIS FOR THE MANUFACTURE OR SALE OF ITEMS WITHOUT WRITTEN PERMISSION FROM SCHNEIDER ELECTRIC. THIS DRAWING IS BASED UPON LATEST AVAILABLE INFORMATION AND IS SUBJECT TO CHANGE WITHOUT NOTICE.



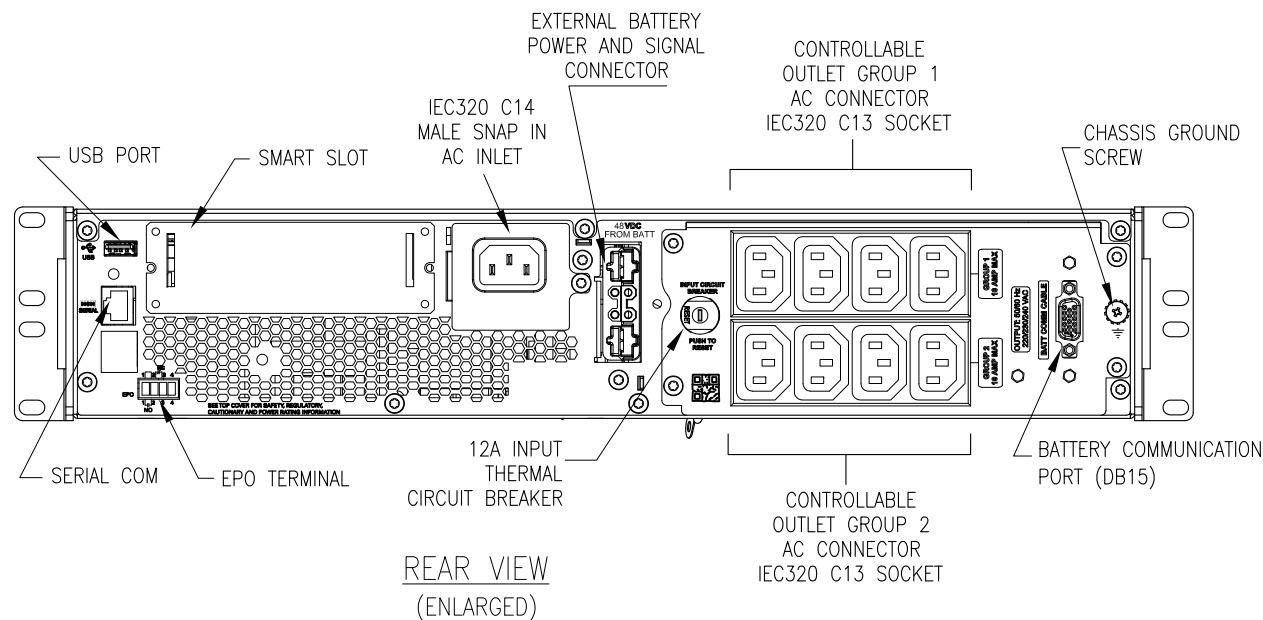
TITLE: APC Smart-UPS SRT, RACK MOUNT  
(SRT1500UXI-LI+XBP48RM1U-LI), Li-Ion, 1500VA  
INPUT: 1PH, 220/230/240V (L+N+G), 40-70Hz  
OUTPUT: 1PH, 220/230/240V(L+N+G), (8)IEC320 C13, 50/60Hz  
UPS - ISOMETRIC VIEW  
PROJECT: DRAWINGS SHEET 4 OF 9

DWG NO: SRTL1500RMXLI	REV. 0
DRAWN: JAYAPRAKASH	16-JAN-18
ENGINEER: PAVAN G/MOHAN N	17-JAN-18
APPROVED: M LIPARE	17-JAN-18
FIRST ANGLE PROJECTION	



#### DISPLAY INTERFACE:

1. POWER "ON/OFF" BUTTON.
2. LOAD ICON, DISABLE/ MUTE AUDIBLE ALARM ICON.
3. UPS STATUS INFORMATION.
4. OPERATION MODE ICONS.
5. "ESCAPE" BUTTON.
6. "OK" BUTTON.
7. "UP/DOWN" BUTTONS.
8. CONTROLLABLE OUTLET GROUP STATUS ICONS.
9. BATTERY STATUS ICONS.



#### NOTES:

1. INSTALLATION SHALL COMPLY WITH ALL APPLICABLE NATIONAL AND LOCAL ELECTRICAL REGULATIONS.
2. REFER TO PRODUCT MANUALS FOR ADDITIONAL DETAILS.
3. ALL DIMENSIONS ARE IN MILLIMETERS [INCHES], UNLESS OTHERWISE SPECIFIED.
4. CABLE ENTRY IS REAR SIDE OF UNIT.
5. WEIGHT OF UNIT IS 13.7kg [30.2] lb.

THIS DRAWING AND SPECIFICATIONS HEREIN ARE THE PROPERTY OF SCHNEIDER ELECTRIC AND SHALL NOT BE COPIED, REPRODUCED OR USED IN WHOLE OR IN PART, AS THE BASIS FOR THE MANUFACTURE OR SALE OF ITEMS WITHOUT WRITTEN PERMISSION FROM SCHNEIDER ELECTRIC. THIS DRAWING IS BASED UPON LATEST AVAILABLE INFORMATION AND IS SUBJECT TO CHANGE WITHOUT NOTICE.

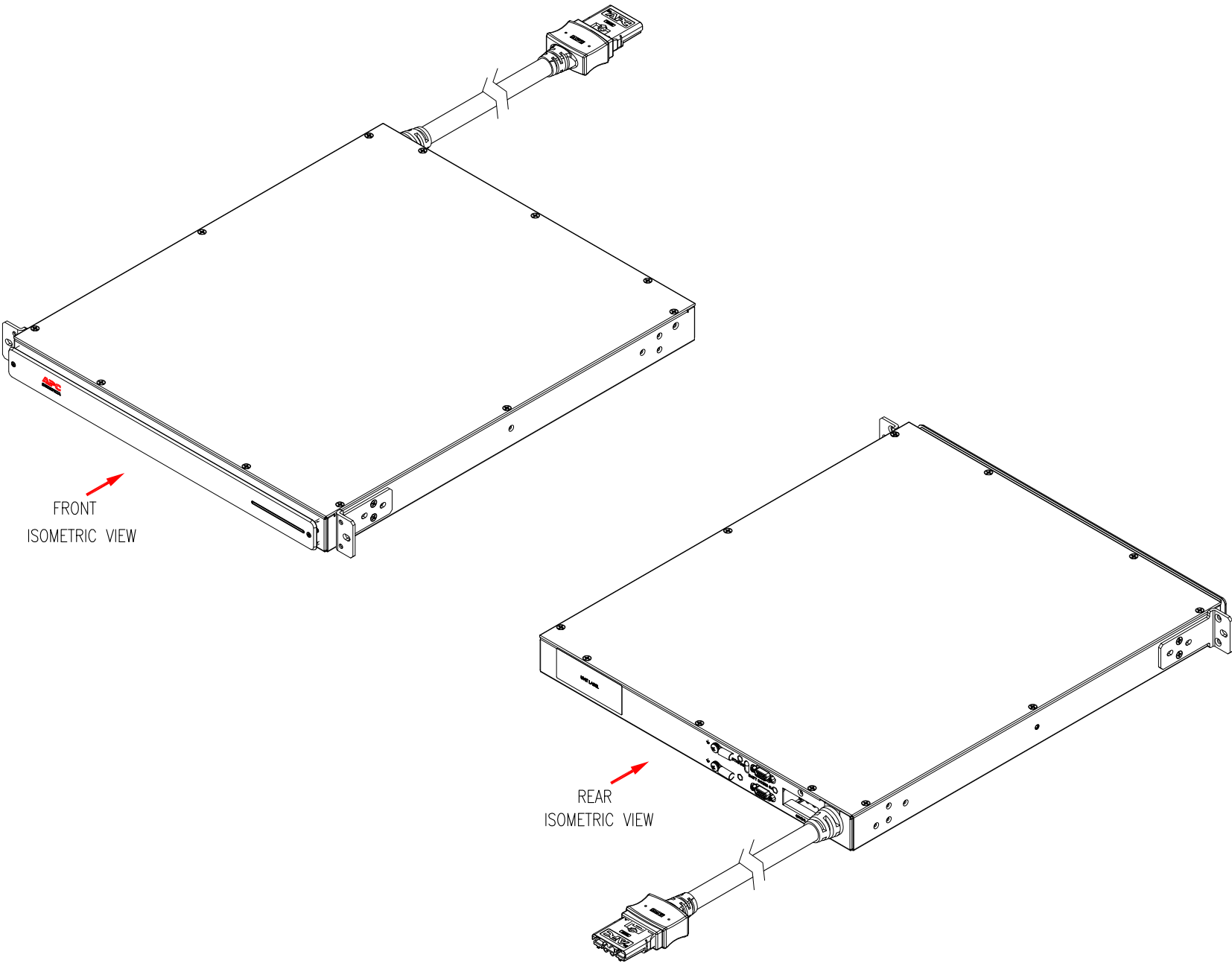
**Schneider Electric**

TITLE: APC Smart-UPS SRT, RACK MOUNT  
(SRT1500UXI-LI+XBP48RM1U-U), Li-Ion, 1500VA  
INPUT: 1PH, 220/230/240V (L+N+G), 40-70Hz  
OUTPUT: 1PH, 220/230/240V (L+N+G), (8)IEC320 C13, 50/60Hz  
UPS GENERAL ARRANGEMENT

PROJECT: DRAWINGS SHEET 5 OF 9

DWG NO: SRTL1500RMXLI REV. 0  
DRAWN: JAYAPRAKASH 16-JAN-18 FIRST ANGLE  
ENGINEER: PAVAN G/MOHAN N 17-JAN-18 PROJECTION  
APPROVED: M LIPARE 17-JAN-18

SKU #: XBP48RM1U-LI



NOTES:  
1. INSTALLATION SHALL COMPLY WITH ALL APPLICABLE NATIONAL AND LOCAL ELECTRICAL REGULATIONS.  
2. REFER TO PRODUCT MANUALS FOR ADDITIONAL DETAILS.

THIS DRAWING AND SPECIFICATIONS HEREIN ARE THE PROPERTY OF SCHNEIDER ELECTRIC AND SHALL NOT BE COPIED, REPRODUCED OR USED IN WHOLE OR IN PART, AS THE BASIS FOR THE MANUFACTURE OR SALE OF ITEMS WITHOUT WRITTEN PERMISSION FROM SCHNEIDER ELECTRIC. THIS DRAWING IS BASED UPON LATEST AVAILABLE INFORMATION AND IS SUBJECT TO CHANGE WITHOUT NOTICE.



TITLE: APC Smart-UPS SRT, RACK MOUNT  
(SRT1500UXI-LI+XBP48RM1U-LI), Li-Ion, 1500VA  
INPUT: 1PH, 220/230/240V (L+N+G), 40-70Hz  
OUTPUT: 1PH, 220/230/240V(L+N+G), (8)IEC320 C13, 50/60Hz  
BATTERY PACK ISOMETRIC VIEW

PROJECT: DRAWINGS SHEET 6 OF 9

DWG NO: SRTL1500RMXLI

DRAWN: JAYAPRAKASH 16-JAN-18

ENGINEER: PAVAN G/MOHAN N 17-JAN-18

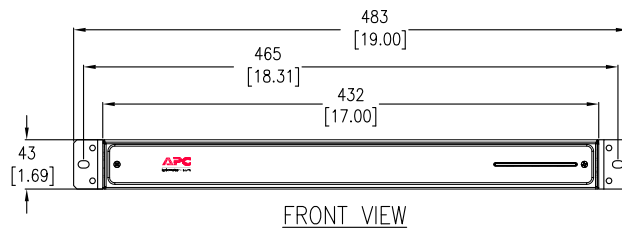
APPROVED: M LIPARE 17-JAN-18

REV. 0

FIRST

ANGLE

PROJECTION

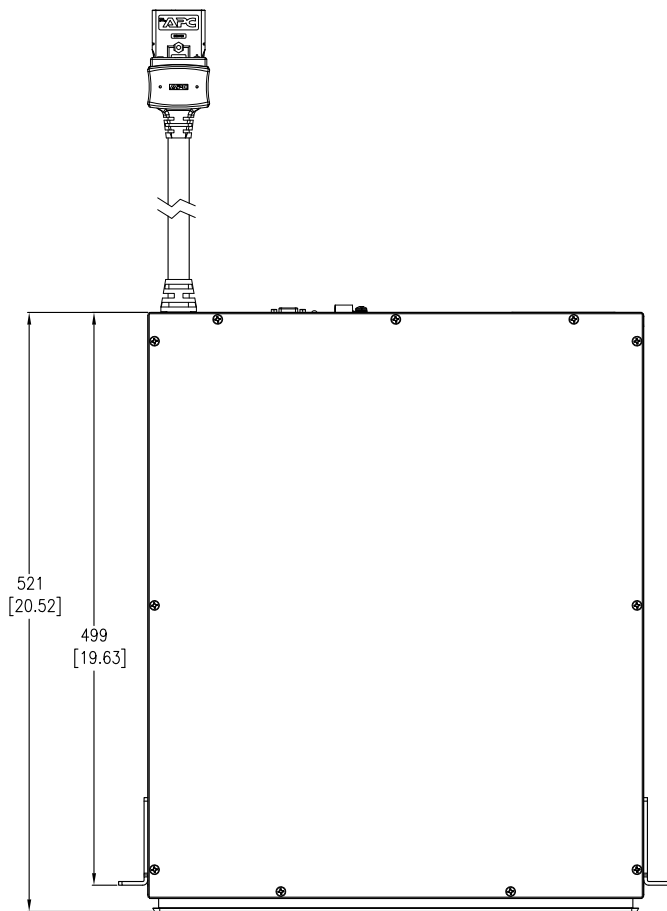


FRONT VIEW

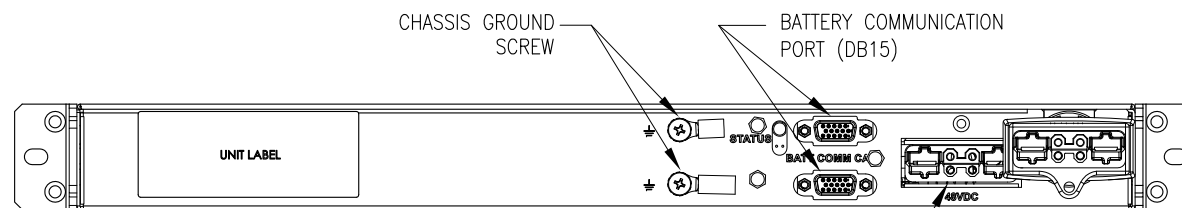


SIDE VIEW

EXTERNAL BATTERY  
POWER CABLE



TOP VIEW



REAR VIEW  
(ENLARGED)

NOTES:

1. INSTALLATION SHALL COMPLY WITH ALL APPLICABLE NATIONAL AND LOCAL ELECTRICAL REGULATIONS.
2. REFER TO PRODUCT MANUALS FOR ADDITIONAL DETAILS.
3. ALL DIMENSIONS ARE IN MILLIMETERS [INCHES], UNLESS OTHERWISE SPECIFIED.
4. CABLE ENTRY IS REAR SIDE OF UNIT.
5. WEIGHT OF UNIT IS 12kg [26.5] lb.
6. THE BATTERY PACK POWER CABLE LENGTH IS 600 mm [23.6 Inches] AND BATTERY COMMUNICATION CABLE LENGTH IS 300mm [11.8 Inches]

THIS DRAWING AND SPECIFICATIONS HEREIN ARE THE PROPERTY OF SCHNEIDER ELECTRIC AND SHALL NOT BE COPIED, REPRODUCED OR USED IN WHOLE OR IN PART, AS THE BASIS FOR THE MANUFACTURE OR SALE OF ITEMS WITHOUT WRITTEN PERMISSION FROM SCHNEIDER ELECTRIC. THIS DRAWING IS BASED UPON LATEST AVAILABLE INFORMATION AND IS SUBJECT TO CHANGE WITHOUT NOTICE.

**Schneider  
Electric**

TITLE: APC Smart-UPS SRT, RACK MOUNT  
(SRT1500UXI-LI+XBP48RM1U-U), Li-Ion, 1500VA  
INPUT: 1PH, 220/230/240V (L+N+G), 40-70Hz  
OUTPUT: 1PH, 220/230/240V(L+N+G), (8)IEC320 C13, 50/60Hz  
BATTERY PACK GENERAL ARRANGEMENT

PROJECT: DRAWINGS SHEET 7 OF 9

DWG NO: SRTL1500RMXLI

DRAWN: JAYAPRAKASH

ENGINEER: PAVAN G/MOHAN N

APPROVED: M LIPARE

REV. 0

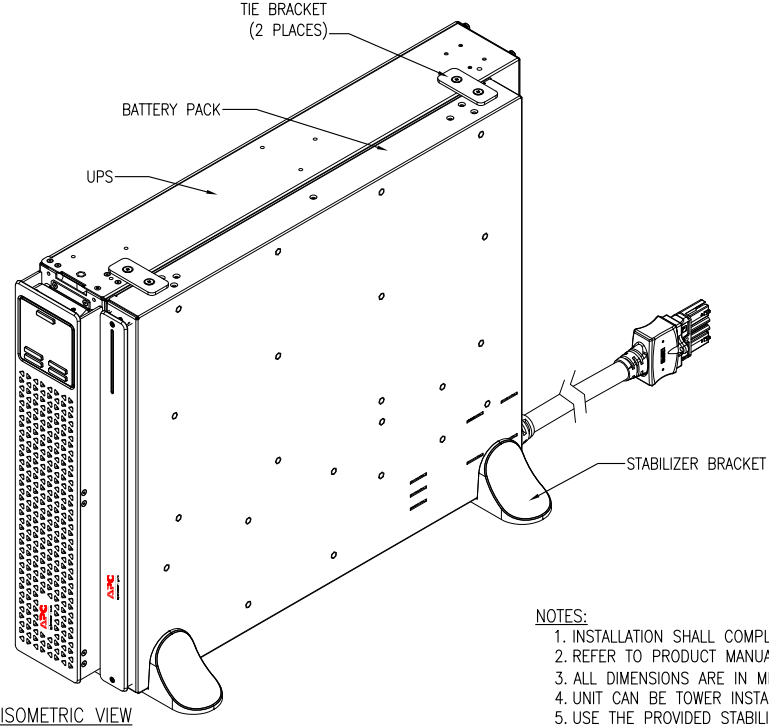
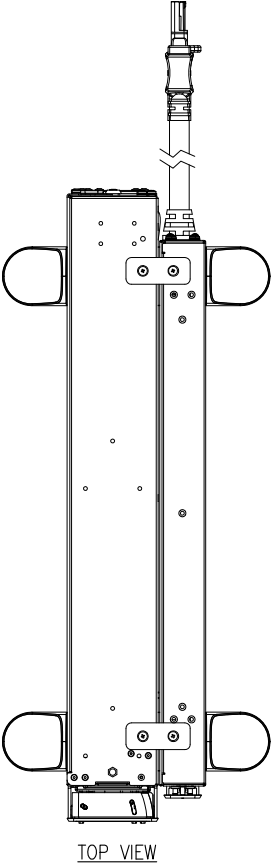
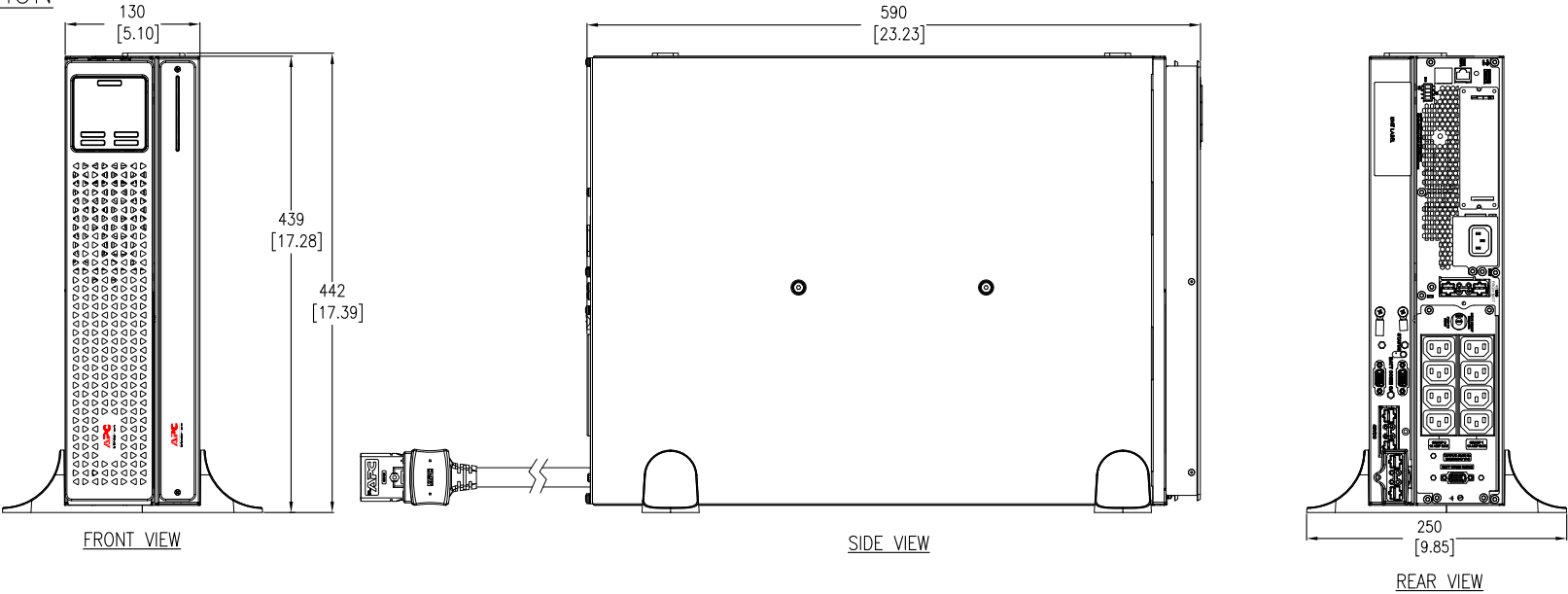
16-JAN-18

17-JAN-18

17-JAN-18

FIRST  
ANGLE  
PROJECTION

TOWER INSTALLATION



- NOTES:
1. INSTALLATION SHALL COMPLY WITH ALL APPLICABLE NATIONAL AND LOCAL ELECTRICAL REGULATIONS.
  2. REFER TO PRODUCT MANUALS FOR ADDITIONAL DETAILS.
  3. ALL DIMENSIONS ARE IN MILLIMETERS [INCHES]. UNLESS OTHERWISE SPECIFIED.
  4. UNIT CAN BE TOWER INSTALLED IF REQUIRED. TOWER INSTALLATION IS LIMITED TO 1 BATTERY PACK.
  5. USE THE PROVIDED STABILIZER BRACKETS, TIE BRACKETS AND THE FLAT HEAD SCREWS FOR TOWER INSTALLATION.

THIS DRAWING AND SPECIFICATIONS HEREIN ARE THE PROPERTY OF SCHNEIDER ELECTRIC AND SHALL NOT BE COPIED, REPRODUCED OR USED IN WHOLE OR IN PART, AS THE BASIS FOR THE MANUFACTURE OR SALE OF ITEMS WITHOUT WRITTEN PERMISSION FROM SCHNEIDER ELECTRIC. THIS DRAWING IS BASED UPON LATEST AVAILABLE INFORMATION AND IS SUBJECT TO CHANGE WITHOUT NOTICE.

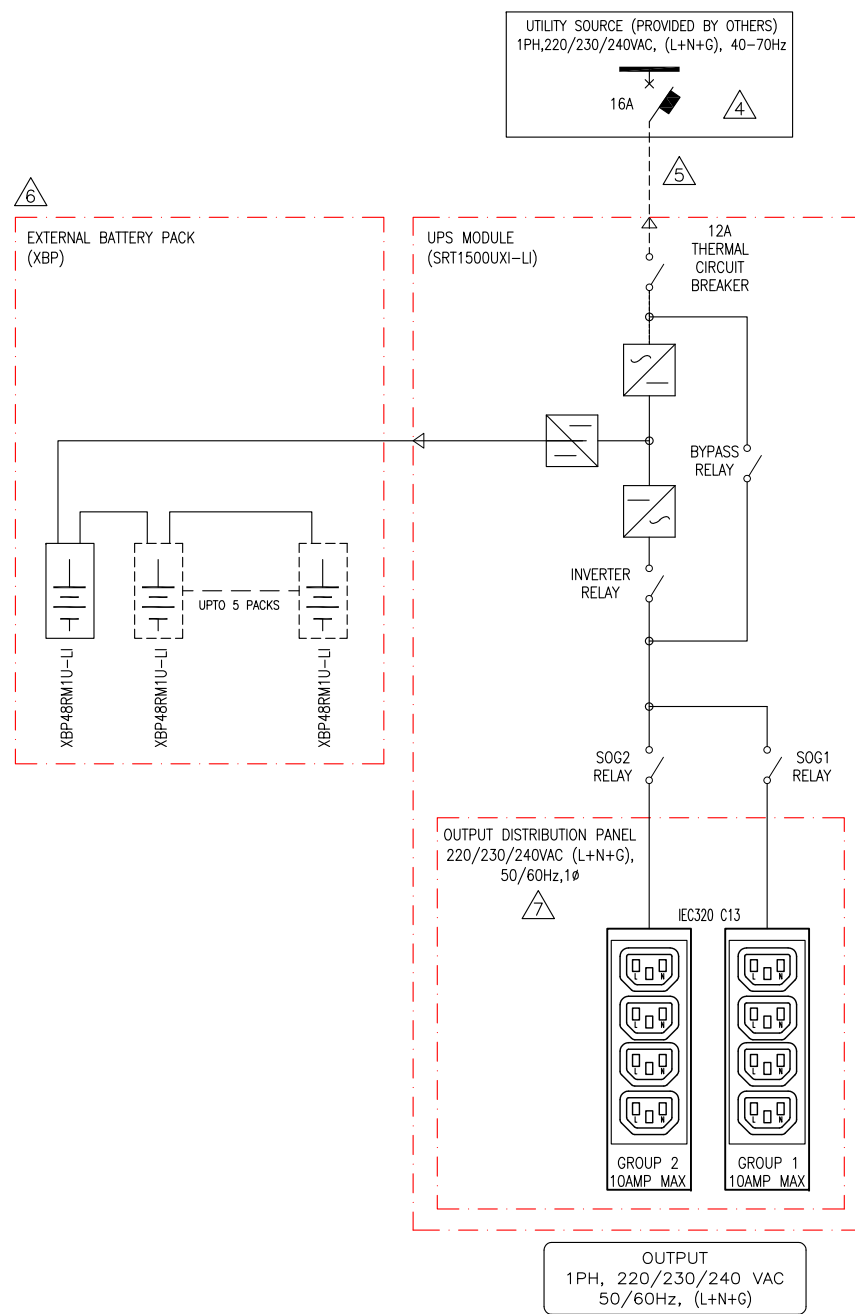
Schneider Electric

TITLE: APC Smart-UPS SRT, RACK MOUNT  
(SRT1500UXI-LI+XBP48RM1U-U), Li-Ion, 1500VA  
INPUT: 1PH, 220/230/240V (L+N+G), 40-70Hz  
OUTPUT: 1PH, 220/230/240V(L+N+G), (8)IEC320 C13, 50/60Hz  
SOLUTION GENERAL ARRANGEMENT-TOWER INSTALLATION

DWG NO: SRTL1500RMXLI REV. 0

DRAWN: JAYAPRAKASH	16-JAN-18	FIRST
ENGINEER: PAVAN G/MOHAN N	17-JAN-18	ANGLE
APPROVED: M LIPARE	17-JAN-18	PROJECTION





# NOTES:

1. INSTALLATION MUST COMPLY WITH ALL APPLICABLE NATIONAL,STATE AND LOCAL CODES.
2. REFER TO PRODUCT DOCUMENTATION FOR ADDITIONAL DETAILS PRIOR TO INSTALLATION AND SITE PREPARATION WORK.
3. DRAWING DEPICTS POWER SYSTEM CONNECTIONS AND IS NOT REPRESENTATIVE OF PHYSICAL LAYOUT. PLEASE REFER TO MECHANICAL DRAWINGS FOR MORE SPECIFIC PHYSICAL DATA.
- △ 4. UTILITY SOURCE MUST BE 1Ø, 220/230/240VAC (L+N+G), 40-70Hz PROVIDED BY OTHERS.
- △ 5. DASHED LINES BETWEEN UTILITY SOURCE AND THE UNIT REPRESENTS THE IEC320 C13 INPUT POWER CORD AND NOT PROVIDED WITH THE UNIT.
- △ 6. A MAXIMUM OF 5 EXTERNAL BATTERY PACKS CAN BE CONNECTED WITH UPS TO GET EXTENDED RUN TIME
- △ 7. OUTPUT DISTRIBUTION PANEL CONTAINS CONTROLLABLE OUTPUT GROUPS. REFER TO INSTALLATION MANUAL FOR DETAILED INSTRUCTIONS.
8. INPUT I THD < 5% AT FULL LOAD
9. OUTPUT V THD < 2% LINEAR LOAD, <5% NON LINEAR LOAD
10. OUTPUT POWER-FACTOR IS 0.9 AT FULL LOAD

THIS DRAWING AND SPECIFICATIONS HEREIN ARE THE PROPERTY OF SCHNEIDER ELECTRIC AND SHALL NOT BE COPIED, REPRODUCED OR USED IN WHOLE OR IN PART, AS THE BASIS FOR THE MANUFACTURE OR SALE OF ITEMS WITHOUT WRITTEN PERMISSION FROM SCHNEIDER ELECTRIC. THIS DRAWING IS BASED UPON LATEST AVAILABLE INFORMATION AND IS SUBJECT TO CHANGE WITHOUT NOTICE.

**Schneider Electric**

TITLE: APC Smart-UPS SRT, RACK MOUNT  
(SRT1500UXI-LI+XBP48RM1U-LI), Li-Ion, 1500VA  
INPUT: 1PH, 220/230/240V (L+N+G), 40-70Hz  
OUTPUT:1PH, 220/230/240V(L+N+G), (8)IEC320 C13, 50/60Hz  
SYSTEM ONELINE DIAGRAM

PROJECT: DRAWINGS SHEET 9 OF 9

DWG NO: SRTL1500RMXLI

DRAWN: JAYAPRAKASH 16-JAN-18

ENGINEER: PAVAN G/MOHAN N 17-JAN-18

APPROVED: M LIPARE 17-JAN-18

REV. 0

ANGLE

PROJECTION

△