



Electrical Solutions Guide

se.com/uk/en

Life Is On

Schneider
Electric

Your home is something special.
Take time to consider your electrical needs.

Electrical Considerations

Essential questions to ask yourself before planning your home's electrical requirements.

Positioning

Have you decided where your **furniture** will go?

You may need to consider where the furniture will be positioned to **bring power and light to the right places**. There are some major furniture pieces you may have to consider, such as the table in the hallway, bedside cabinets, sofa, TV unit and other storage cupboards.

Are there allocated places for your **major appliances**?

These may need power, data, light or another connection point. For example, you may need a socket next to your switch for the oven. You may also want to consider adding sockets in corners to **allow some flexibility** when positioning your furniture.

Would you like to provision for something in **the future**?

Consider running cabling for future needs or wants, or if you feel you might want to **change your furniture layout in the future**. To avoid any tripping hazards and overloading extension leads, you will need to plan for sufficient sockets in the correct locations.

Life is On | Schneider Electric



Electrical Considerations

Lifestyle

Who lives in your home or investment property?

Do you require **special considerations** for children, teenagers or retirees?

Have you allowed for a **work life balance** in your home?

You may like to set up a home office or study. Ensure you allow for additional power or data points.

Will you be **entertaining outside**?

Do you need to allow for security or ambient lighting, audio, power and lighting for your BBQ or outdoor heating?

Lighting

Where do you want **your switches**?

You may wish to allow for multiway switching so you can turn a light on/off from multiple locations. In your bedroom, you may want your lighting to have two ways, a switch by the door and a switch on the bedside.

Have you considered **dimming**?

This will not only allow you to achieve the perfect ambience but to also save energy.

Low level lighting outlets wired back to the wall switch and fitted with a dimmer allows more individual lighting scenery, enabling the brightness level of table or floor lamps to be adjusted.

What **style of switch** would you like?

Explore our vast range of finishes and premium switch plate options.

Electrical Considerations

Power

Have you positioned power points where you functionally need them?

You may wish to consider lamp placement, study/office provisions, vacuuming, ironing, power tools and heating. It might be worth adding an additional socket than looking for one.

Do you want the power points hidden in a cupboard, behind the furniture or do you need them easily accessible and in plain sight?

Do you have enough USB sockets to charge all your devices? Do you wish to change some of your sockets to versions with **USB charging ports** built in?


It is becoming more frequent to charge electronic devices via USB connections. Take a look at the wide range of options available.

Have you considered access to power and lighting outdoors?

During the time of the refurbishment for outdoor applications, you should consider that the access to power and lighting is safe and convenient. This will reduce the risk of trailing leads outside, and convenient points to access, for jobs around the garden or when relaxing outside.

Have you considered extractor fans or heating?

Consider adding shelf accessories to socket outlets to enable your mobile to be charged in a more tidy format.



Electrical Considerations

Smart Homes

Do you want to be able to control your heating remotely?

Perhaps consider installing Wiser Heat.

Or do you want to be able to control your “home” to improve your:

- Overall energy efficiency
- Comfort and convenience with Monitoring & Control
- Safety and security with alerts and cameras
- including the functions for lighting, shading, climate and power control making it smarter?

In that case you will have a variety of choices with a KNX or C-Bus home automation system.

Please note, KNX and C-Bus must be installed by a trained and qualified systems installer, to ensure full compatibility with your home infrastructure.

Entertainment

Where will your TV be positioned?

Will you have multiple TVs in your home that need connection points and power? Our media plates consolidate all power and AV outlets required in a room into one sleek plate.

You can consider mounting your TV higher up for easier viewing.

Do you have additional associated devices for your home entertainment?

You may need to allow for additional power. You may need to consider locations of AV points on opposite walls to allow flexibility when moving furniture.

Have you allowed for home office or study requirements? Which connection points do you require and in which rooms?

Consider your data, aerial, phone and audio requirements.

Will you need high speed internet for streaming services, gaming or working from home?

Consider a home network solution with data outlets in all the important points in your home.

Electrical Considerations

Safety & Protection

Have you considered **floodlights and walkway** lighting?

This could be in areas such as your driveway, porch, paths, washing line, bins and outdoor living.

Would you like your outdoor lighting to **deter potential burglars**?

Consider installing occupancy or **passive infrared detectors** alongside your outdoor lighting, to illuminate your outdoor space when **movement is detected**.

Consider installing smoke alarms.

We recommend installing smoke alarms in bedrooms and living spaces (including hallways and stairways) and even the garage. Ensure you have **adequate circuit protection**. This could include a safety switch in your switchboard to cover the whole home or **additional in-room circuit protection**.

Energy Efficiency

Do you want your lights to be **dimmable**?

Check to see the type of lighting you have in your home and select the **most appropriate dimmer**. Ensure your lighting is 'dimmable', as non-dimmable lamps cannot be operated by a dimmer switch.

LED and mains/low voltage dimmer switches are **available within our ranges**, in both switch plate and grid modular formats.

Are you including **motion sensors or sunset switches**?

These could be included in areas such as your wardrobe, pantry, in the hall and outside. As well as being **energy efficient**, they add **convenience**, switching on lights if there is a need to get up during the night.

Quality assurance/warranty

We offer a warranty period of **18 months** from the date of delivery on all of our products.

Contents

Page 9 Find your Style

- 14 Ultimate Screwless Flat Plate
- 16 Ultimate Flat Plate
- 18 Ultimate Low Profile
- 20 Lisse Screwless Deco



Page 36 Smart Home Solutions

- 38 Wiser Heat
- 43 KNX
- 48 C-BUS



Page 53 Safety

- 54 Easy9
- 57 Find and Electrician



Find your
style



Find your style



Find your
style

Room Solutions



Find your
style



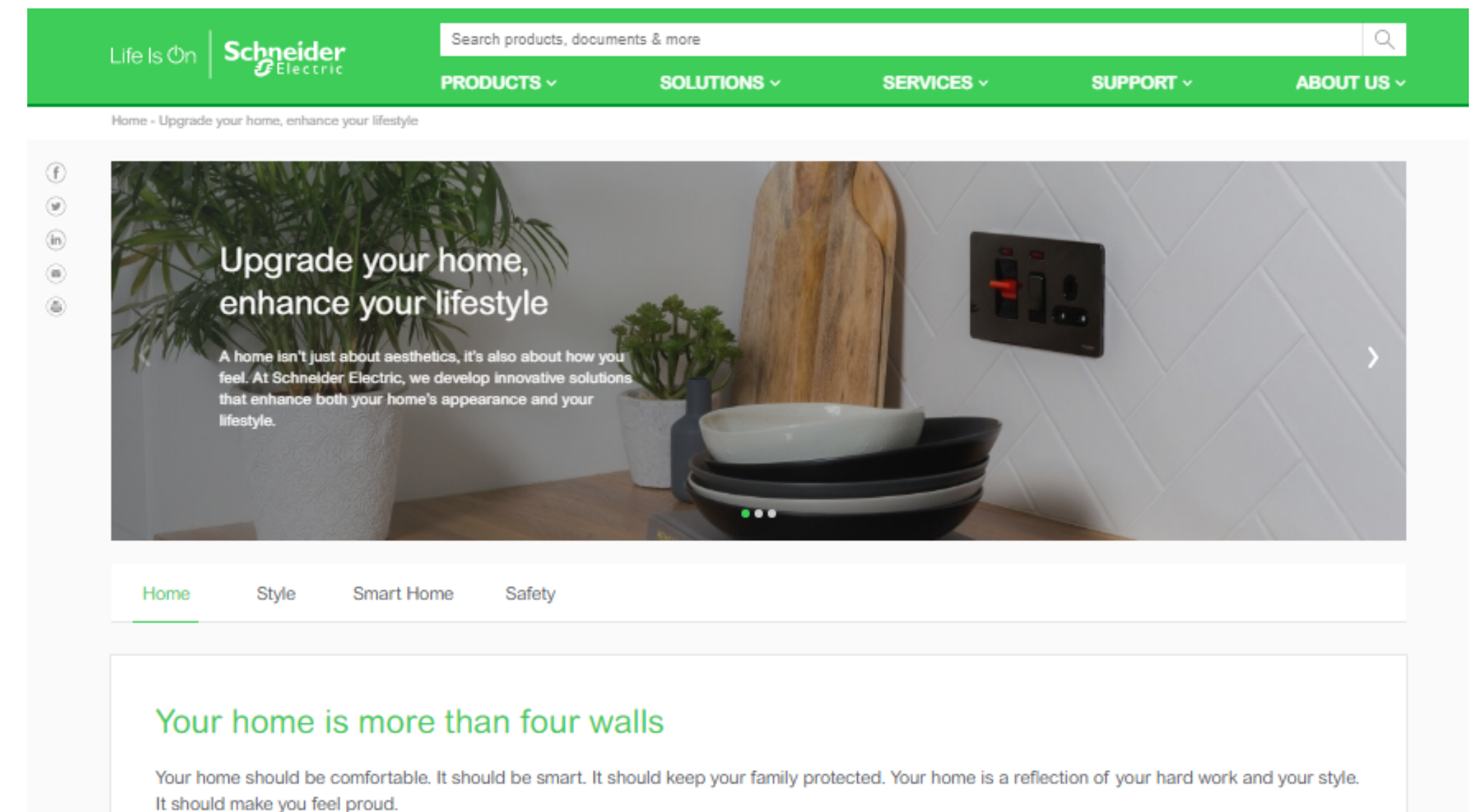
Tools and services

Whether you are looking for some inspiration or electrical advice during your renovation or new build project, Schneider Electric can offer you the right solution for your project.



If you are looking for some inspiration to choose the perfect finish of sockets and switches, our tool, **Find Your Style** is great to help you **express your style!** Once you have found the perfect fit, you can share it with your friends and family or find a retailer, distributor or electrician to purchase or install them.

Link to the tool: [findyourstyle.uk](https://www.se.com/uk/en/work/campaign/local/home/)



To find out more on our other products and solutions, visit our website for more information.

<https://www.se.com/uk/en/work/campaign/local/home/>

Find your
style



Sockets and Switches collection

A family of styles brought **together by design**

Deluxe Range

Ultimate Screwless Flat Plate

Ideal for flat wall surfaces - ££££



- | | |
|-----------------------|-----------------------|
| Black Nickel (BN) | Stainless Steel* (SS) |
| Pearl Nickel (PN) | Dark Bronze (DB) |
| Painted White (PW) | Jet Black (JB) |
| Polished Chrome* (PC) | Antique Brass (AB) |

*Available with a black (B) and white (W) interiors

Premium Range

Ultimate Flat Plate

Colour-matched screws and ideal for flat wall surfaces - £££



- | | |
|-----------------------|--------------------|
| Stainless Steel* (SS) | Black Nickel (BN) |
| Pearl Nickel (PN) | Painted White (PW) |
| Polished Chrome* (PC) | |

*Available with a black (B) and white (W) interiors

Medium Plus Range

Lisse Screwless Deco

Ideal for retrofit installations, yet modern in style - ££



- | | |
|-----------------------|-------------------|
| Stainless Steel* (SS) | Light Copper (LC) |
| Mocha Bronze (MB) | Satin Brass (SB) |
| Polished Chrome* (PC) | |

*Available with a black (B) and white (W) interiors



Find your
style



Sockets and Switches collection

A family of styles brought **together by design**

Medium Plus Range

Ultimate Low Profile

Slight raised edge for easy installation - ££



Brushed Chrome* (BC)

Polished Chrome* (PC)

*Available with a black (B) and white (W) interiors

Standard Range

Ultimate White Moulded

Slim and sleek front plate - ££



Lisse White Moulded

Ideal for retrofit installations, yet modern in style - £





Find your
style



Ultimate Screwless Flat Plate



















Elegant and Sophisticated



Find your
style

Ultimate Screwless Flat Plate

The Ultimate Screwless Flat Plate range provides one of the most comprehensive choices of beautifully crafted, sophisticated fittings on the market. With a mere 4mm front plate depth, this screwless design blends onto wall surfaces. Whether you are looking for toggle switches, media plates, dimmer switches or more, we have a wide range to suit any room in your home.

					
Unswitched Sockets <i>For power under kitchen cabinets</i>	Round Pin Sockets <i>To integrate table and floor lighting</i>	Switched Sockets <i>For 13A power needs around your home</i>	Sockets with USB <i>For mobile device charging</i>	Sockets with Outboard Rockers <i>To aid operation</i>	Shaver Socket <i>For bathroom power</i>
					
Plateswitches <i>From 1 to 6 switches on one plate</i>	Dimmer Switches <i>Operate LED or mains/low voltage lighting</i>	Toggle Switches <i>Traditional light switch format</i>	Media Plates <i>A consolidation of your TV and AV connections</i>	Control Switches <i>20A & 32A to operate fixed appliances, such as water heaters</i>	Cooker Switches <i>With or without a socket outlet</i>
					
Bedside Light with USB Port	Fused Connection Units <i>For permanent installations of appliances</i>	Grid Plates & Modules <i>A fully bespoke combination to satisfy your electrical needs</i>	Euro Plates & Modules <i>A flexible solution for your AV requirements</i>	TV & Data Plates <i>Fixed combinations for your AV requirements</i>	Blank Plates <i>To safely cover unwanted sockets or switches</i>



Find your style

Ultimate Flat Plate


















Sleek and Stylish



Find your
style

Ultimate Flat Plate

The Ultimate Flat Plate range provides a colour-matched screwed front plate variant of the Ultimate Screwless Flat Plate range. The range includes a foam gasket on the back of the front plate, to provide a more seamless installation on to uneven wall surfaces. Whether you are looking for toggle switches, media plates, dimmer switches or more, we have a wide range to suite any room in your home.

					
Unswitched Sockets <i>For power under kitchen cabinets</i>	Round Pin Sockets <i>To integrate table and floor lighting</i>	Switched Sockets <i>For 13A power needs around your home</i>	Floor Sockets <i>For floor level power</i>	Sockets with Outboard Rockers <i>To aid operation</i>	Shaver Socket <i>For bathroom power</i>
					
Plateswitches <i>From 1 to 6 switches on one plate</i>	Dimmer Switches <i>Operate LED or mains/low voltage lighting</i>	Toggle Switches <i>Traditional light switch format</i>	Media Plates <i>A consolidation of your TV and AV connections</i>	Control Switches <i>20A & 32A to operate fixed appliances, such as water heaters</i>	Cooker Switches <i>With or without a socket outlet</i>
					
Fused Connection Units <i>For permanent installations of appliances</i>	Grid Plates & Modules <i>A fully bespoke combination to satisfy your electrical needs</i>	Euro Plates & Modules <i>A flexible solution for your AV requirements</i>	TV & Data Plates <i>Fixed combinations for your AV requirements</i>	Blank Plates <i>To safely cover unwanted sockets or switches</i>	



Find your
style

Ultimate Low Profile

Refreshing twist on traditional design

Find your
style

Ultimate Low Profile

Ultimate Low Profile offers a contemporary and refreshing twist on traditional designs with its softly curved edge and quality metal finishes. It offers a 5mm rounded edge, helping to aid installation on uneven wall surfaces. Although the options within the range are not as comprehensive as the rest of the Ultimate family, Ultimate Low Profile still provides the core operations required for your home.



Round Pin Sockets
To integrate table and floor lighting



Switched Sockets
For 13A power needs around your home



Sockets with Outboard Rockers
To aid operation



Shaver Socket
For bathroom power



Plateswitches
From 1 to 6 switches on one plate



Dimmer Switches
Operate LED or mains/low voltage lighting



Control Switches
20A & 32A to operate fixed appliances, such as water heaters



Cooker Switches
With or without a socket outlet



Fused Connection Units
For permanent installations of appliances



Grid Plates & Modules
A fully bespoke combination to satisfy your electrical needs



Euro Plates & Modules
A flexible solution for your AV requirements



TV & Data Plates
Fixed combinations for your AV requirements



Blank Plates
To safely cover unwanted sockets or switches



Find your
style

Lisse Screwless Deco

Curves in all the right places




Find your
style

Lisse Screwless Deco


The smooth, modern lines of Lisse Screwless Deco offer an understated elegance to compliment today’s interiors.
Ideal for new build and retrofit installations, the plate profile enables a sleek finish on any wall surface, whilst the screwless front plate design ensures painting and decorating is made easy.




Unswitched Sockets
For power under kitchen cabinets




Round Pin Sockets
To integrate table and floor lighting




Switched Sockets
For 13A power needs around your home




Sockets with USB
For mobile device charging




Lockable Sockets
To aid operation




Shaver Socket
For bathroom power




Plateswitches
From 1 to 4 switches on one plate




Dimmer Switches
Operate LED or mains/low voltage lighting



Media Plates
A consolidation of your TV and AV connections




Control Switches
20A & 32A to operate fixed appliances, such as water heaters



Cooker Switches
With or without a socket outlet




Fused Connection Units
For permanent installations of appliances




Grid Plates & Modules
A fully bespoke combination to satisfy your electrical needs



Euro Plates & Modules
A flexible solution for your AV requirements



TV & Data Plates
Fixed combinations for your AV requirements



Blank Plates
To safely cover unwanted sockets or switches



Find your
style

Solutions for your Kitchen



Find your
style


Ultimate Flat Plate Grid system with printed rocker caps



Select the module specification:

GUG101M*	10AX 1 way SP
GUG102M*	10AX 2 way SP
GUG101M*	10AX intermediate SP
GUG201M*	20AX 1 way SP
GUG2020M*	20AX 2 way and centre off
GUG202M*	20AX 2 way SP
GUG20DPM	20AX DP

Replace * with W (white) or B (black).



Select the size of front plate you need:

- G
U
G
S
X
X
G
X
X
- Include S for screwless front plate
- Size: 1 to 24 modules (e.g. 01, 08, 12)
- Finish:
SS Stainless Steel
MS Mirror Steel / Polished Chrome
PW Painted White
PN Pearl Nickel
BN Black Nickel

Select the finish and text to be on your rocker caps:

- G
U
G
R
X
X
(X)
X
X
- Select what text you would like on your rocker caps:

- BO Boiler
CH Cooker Hood
DW Dishwasher
EF Extractor Fan
FR Fridge
FA Fan
FRFZ Fridge/Freezer
HO Hob
HE Heater
MW Microwave
OV Oven
TD Tumble Dryer
WDY Washer Dryer
WD Waste Disposal
WM Washing Machine

Select the same finish as your front plate:

- SS Stainless Steel
MS Mirror Steel / Polished Chrome
PW Painted White
PN Pearl Nickel
BN Black Nickel

Find your style

Solutions for your Bedroom



Find your
style

Bedside light with USB charging port

Convenient lighting and mobile device charging from one single-gang front plate. 2.1A USB charging capability.

Ultimate Screwless Flat Plate range

Part code: GGBGU1412BU***



Replace *** with finish code:

- BSS Stainless Steel with black interior
- BPC Polished Chrome with black interior
- BBN Black Nickel with black interior

Single and double sockets with USB charging ports and shelf frame

The combination of a USB socket and shelf frame creates a tidy mobile device charging solution for any room in your home.

Ultimate Screwless Flat Plate range:

Part codes:

GGBGU34102USBA***	2.1A 1 gang USB socket
GBGU3420D***	4A 2 gang USB socket

GGBGUSHF1GS	1 gang white shelf frame
GGBGUSHF1GBS	1 gang black shelf frame
GGBGUSHF2GS	2 gang white shelf frame
GGBGUSHF2GBS	2 gang black shelf frame

Replace *** with finish code:

BSS	Stainless Steel with black interior
WSS	Stainless Steel with white interior
BPC	Polished Chrome with black interior
WPC	Polished Chrome with white interior
BBN	Black Nickel with black interior
WPN	Pearl Nickel with white interior
WPW	Painted white with white interior



Lisse Screwless Deco:

Part codes:

GGBL30102USBA***S	2.1A 1 gang USB socket
GGBL30202USBA***S	2.1A 2 gang USB socket

GGBLSHF1GS	1 gang white shelf frame
GGBLSHF1GBS	1 gang black shelf frame
GGBLSHF2GS	2 gang white shelf frame
GGBLSHF2GBS	2 gang black shelf frame

Replace *** with finish code:

BSS	Stainless Steel with black interior
WSS	Stainless Steel with white interior
BPC	Polished Chrome with black interior
WPC	Polished Chrome with white interior
BSB	Satin Brass with Black interior
BMB	Mocha Bronze with Black Interior
WLC	Light Copper with White interior



Find your
style

Solutions for your Bathroom



Find your
style

Shaver Socket

Easily charge your shaver in your bathroom, matching the front plate to your chosen aesthetic.


Part codes:
Ultimate Screwless Flat Plate: GU7490***
Ultimate Flat Plate: GU7290***
Ultimate Low Profile: GU7590***
Lisse Screwless Deco: GGBL7090***S

Replace *** with finish code:

	BSS	Stainless Steel with black interior
	WSS	Stainless Steel with white interior
	BPC	Polished Chrome with black interior
	WPC	Polished Chrome with white interior
	BBN	Black Nickel with black interior**
	WPN	Pearl Nickel with white interior**
	WPW	Painted white with white interior
	BSB	Satin Brass with Black interior*
	BMB	Mocha Bronze with Black Interior*
	WLC	Light Copper with White interior*

* Available in Lisse Screwless Deco only.

** Available in Ultimate only.



Find your
style

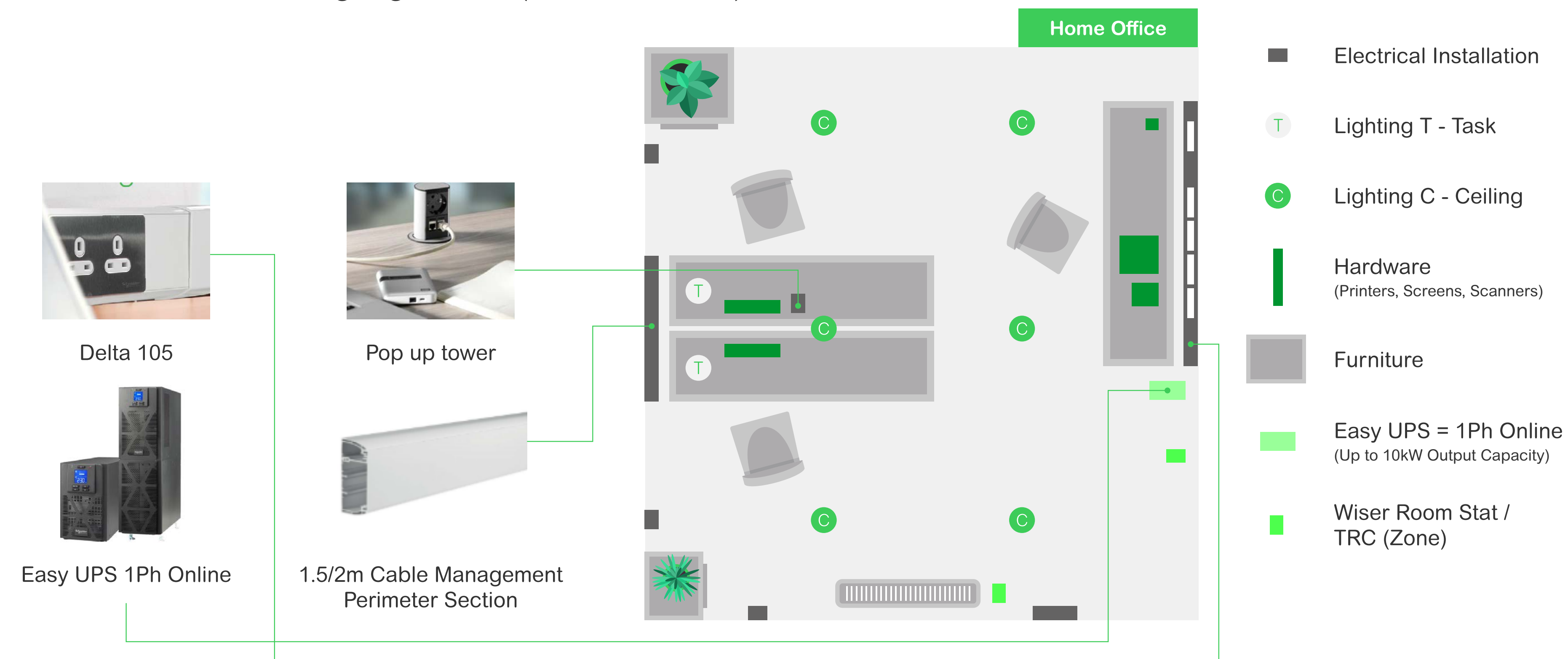
Solutions for your Home Office



Find your
style

Home Office Solutions

Ensure additional protection of your installation and in line with 18th Edition of wiring regulations (AFDD and SPD).



Find your
style

Home Office – Converted Space

Install UPS - Easy UPS 1 Ph Online

- With capacity up to 10KW over a 3 minute run time (estimate).
- Ideal for IT offices relocating.
- Reduces risk of unnecessary power outage at key times.
- Connect Routers, PC, Printers etc.
- **Or** Easy 1Ph UPS BVS can accommodate typical usage in home office (up to 600W).

Upgrade consumer unit to accommodate RCBO's & SPD providing better protection

Secure your **power integrity** and delivery with individual RCBO's and **surge protection** giving reduced downtime and resilience of supply occupant and **user protection** against electric shock transient and overvoltage **protection for your equipment**.

Reconfigure lighting to provide task lighting and focal lighting

To make the environment easier for working longer periods of time.



Find your
style

Home Office – Converted Space

Reconfigure lighting to provide task lighting and focal lighting

To make the environment easier for working longer periods of time.

Include dimmers or lighting control solutions

Lighting can be adjusted through day or to compensate for light or dark environments. *(Choose lighting that is easy on the eye without bright spotlights or harsh reflectance)*

Fit ample lighting

Enables for different environments to be created where necessary.

Consider adding a small grid system to make lighting more flexible

Further future proof your space by ensuring adequate services are included.
You never know when you might need to add another desk!



Find your
style

Solutions for your Garden



Find your
style



Weatherproof Switches & Sockets

The Exclusive Weatherproof range offers tough, durable electrical power options for garden spaces. Simply choose between IP55 for general use or IP66 with additional safeguard features.

Part Codes:

IP66 13A Socket Outlets	
GWPIU2050	1 gang unswitched socket
GWPIU3060	2 gang unswitched socket
GWPIU3020	2 gang switched socket
GWPIU3020R	2 gang RCD socket with active control
GWPIU3020RP	2 gang RCD socket with passive control
IP66 Enclosure & Modules	
GWP9000	2 module enclosure
GWPIUKIT	Seal Kit
GRL2020PW	20AX 2 way & off switch mode
GRL13FCUPW	13A fused connection unit mode
GRLINDRPW	240V red indicator module
GRLCOPW	Cable outlet module
IP55 10AX Switches	
GWP1612	1 gang 1 way switch
GWP1622	2 gang 2 way switch
GWP1632	3 gang 2 way switch
GWP1614	1 gang intermediate
IP55 20AX Double-pole Switches	
GWP2010	1 gang switch without neon
GWP2011	1 gang switch with neon
IP55 13A Socket Outlets	
GWP3050	1 gang unswitched socket
GWP3060	2 gang unswitched socket
GWP3010	1 gang switched socket
GWP3020	2 gang unswitched socket
E552US	2 gang unswitched socket



Images showing a lawnmower in use outside or garden lights in use would be a great representation for these products

Consider installing sockets with **RCD** protection to safeguard you from electric shocks when using electrically-powered garden tools, i.e. lawnmowers, hedge trimmers.



Find your
style

Solutions for your Garage

Find your
style



Metal Clad Switches & Sockets

The Exclusive Metal Clad range has been manufactured from heavy-gauge, impact-resistant material which is perfect for any garage or garden shed.



Part Codes:

13A Socket Outlets	
GMC131S	EMC 13A SP 1 Gang UNSW SKT GY
GMC132S	EMC 13A SP 2 Gang UNSW SKT GY
GMC131SS	EMC 13A SP 1 Gang SW SKT GY
GMC132SS	EMC 13A SP 2 Gang SW SKT GY
GU3631GMC	EMC 13A DP 2 Gang SW OB SKT W/N GY
RD Protected Devices	
LMCSKT1GR	EMC 1 Gang ACTIVE RCD SKT
LMCSKT2GR	EMC 2 Gang ACTIVE RCD SKT
LMCSKT2GRP	EMC 2 Gang PASSIVE RCD UNSW SKT
GMCPRCDSKT1G	EMC 30mA 1 Gang PASSIVE RCD SW SKT
GMCPRCDSKT2G	EMC 30mA 2 Gang PASSIVE RCD SW SKT
GMCPRCDFCU	EMC 30mA 1 Gang PASSIVE RCD FCU
Plate Switches	
GMC1012	EMC 10AX 1 Gang 2W SW GY
GMC1022	EMC 10AX 2 Gang 2W SW GY
GMC1032	EMC 10AX 3 Gang 2W SW GY
GMCINT	EMC 10AX 1 Gang INTERMEDIATE SW GY
20AX DP Switches	
GMC20S	EMC 20AX DP 1 Gang SW GY
GMCS20S	EMC 20AX DP 1 Gang SW SILVER
GMC20SN	EMC 20AX DP 1 Gang SW & N GY
GMCS20SN	EMC 20AX DP 1 Gang SW & N SILVER
50A DP switches	
GMC50S	EMC 50A DP 1 Gang SW GY
GMC50SN	EMC 50A DP 1 Gang SW & N GY
GMC50S2N	EMC 50A DP 2 Gang SW & N GY
13A Fused Connection Units	
GMC13SP	EMC 13A UNSW FCU GY
GMC13SPN	EMC 13A UNSW FCU & N GY
GMC13SPF	EMC 13A UNSW FCU & FO GY
GMC13SPNF	EMC 13A UNSW FCU FO & N GY
GMC13SSP	EMC 13A DP SW FCU GY
GMC13SSPN	EMC 13A DP SW FCU & FO GY
GMC13SSPF	EMC 13A DP SW FCU & FO GY
GMC13SSPNF	EMC 13A DP SW FCU FO & N GY

Cable Reels

A cable reel can be a useful tool to keep on hand in your garage or garden shed, to help with jobs around the home where you need power extension to your electrical appliance.

Part Codes:

IMT33143	Thorsman Cable reel 25m 13A 230V 4 sockets
IMT33144	Thorsman Cable reel 25m 13A 110V
IMT33146	Thorsman Cable reel 25m 13A 230V 4 sockets with RCD
IMT33157	Thorsman Cable reel 50m 13A 230V 4 sockets



Round Conduit

Round Conduit is available in black or white and different sizes, to enable you to protect cables in exposed locations around your home.



Find your
style

Smart Homes Solutions



Smart home
Solutions

What is a smart home?

A smart home makes life simpler – even when no one is home. It can be as simple as integrating a light with a motion sensor, installing dimmers or connecting your towel rail to a timer, or as advanced as integrating multiple home technologies to be controlled by your smart device.

Options to suit your lifestyle

Having a smart home doesn't need to be **expensive** or **extensive**. Schneider Electric offers a range of scalable options to make **smart living accessible** to everyone.

Retrofit systems bring smart home technology to your **renovation project** using standard wiring. Our latest innovations with Bluetooth. Low Energy devices provide connectivity of switches from your **smart phone** for **in-room** or **multi-room control**. If you are planning a new build, then **future-proofing** continues to be easier with advancements in home control systems like C-Bus or KNX making it more intuitive and **fully scalable** to suit your needs.

Options to suit your lifestyle

Accessible system to control your heating via the app



Fully Automate your home with KNX or C-Bus

Fully connected and accessible.



Smart home
Solutions



Wiser Heat

Introducing Wiser, the beautifully simple multi-zone heating system from Drayton. Easy to install from app to thermostat, Wiser is the altogether better, smarter, easier way to personalise home heating.


Over 70 years of engineering expertise and manufacturing proficiency has culminated in the creation of Wiser, the heating system that makes smart technology simple and affordable.

Wiser combines smart features with simplicity to bring you an altogether easier, wiser, better solution.

Wiser makes home personalisation affordable by allowing you to start with a smart room thermostat and build a full multi-zone system over time by adding radiator thermostats.

- Smart heating & hot water control
- Easy zoning with radiator thermostats
- Quick & easy installation
- Wireless thermostats
- An affordable & buildable system
- Schedule your electrical appliances by adding Wiser Plugs
- Boiler Plus compliant

70
YEARS
Drayton
by Schneider Electric



Smart home
Solutions




What makes ‘Wiser’ wiser?

It really is that simple to control the Wiser system. Wiser works with voice assistants such as Amazon Alexa and the Google Assistant to make your life easier. You don’t even need to touch the app to operate it, just ask the assistant to customise the temperature in each room.


The clever features of your Wiser system can be enhanced further with geofencing via IFTTT integration. The IFTTT platform can link your Wiser system with other apps allowing you to set up commands such as...

“When the last family member leaves the house activate Away Mode”


Simplicity
Standard wallplate, wireless devices




Flexibility
Up to 3 channels, 16 rooms, 32 devices




Multi-zoning
Build the perfect system by adding radiator thermostats




App Control
Simple app with boost & Away Mode




Eco Mode
Combines weather compensation & optimum stop for maximum savings




Comfort Mode
Uses optimum start for maximum comfort




Heat Report
View and compare temperatures across single or multiple rooms

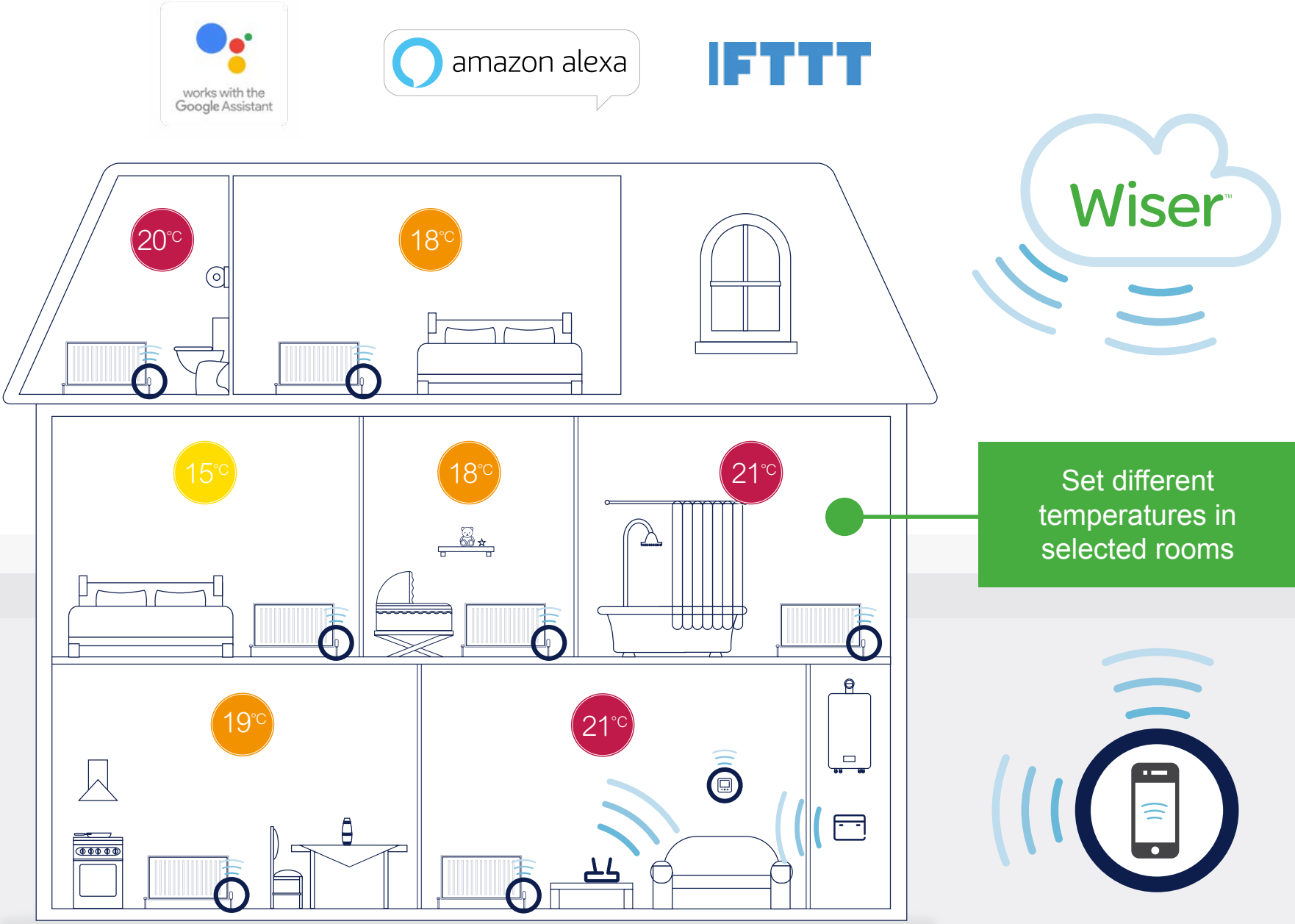


Geofencing
Enhanced control with geofencing through IFTTT



OpenTherm®
Digital boiler interface enabling more efficient control





Wiser Plug

Introducing the Wiser Plug, the newest addition to the Wiser family.

Enabling you to **set schedules** for home appliances from the Wiser Heat app, the Wiser Plug can be controlled from your **phone or by using voice activation** with the Google Assistant and Amazon Alexa. As well as being able to **control your home appliances** remotely, the Wiser Plug also has a built in range extender to **enable connectivity to device** further away from the Heat HubR.

Features

- Quick commissioning via the Wiser Heat app
- Set schedules via the app, 7 days a week, 8 events per day
- Requires Wiser Heat Hub
- Works with Amazon Alexa, the Google Assistant and IFTTT
- Syncs with Wiser's Away Mode
- Add up to 10 plugs per system











Smart home
Solutions



The Wiser Options

To make it simple we have bundled together the Wiser products into five core packs with the option to bolt on further devices to suit the property.

Product Pack	Pack Contents	Description	Part Number
Wiser Thermostat Kit 1 	1 x Room thermostat 1 x Thermostat stand 1 x Thermostat wall bracket 2 x AA batteries 1 x 1 channel Heat Hub ^R 1 x OpenTherm module 1 x Wallplate	One channel thermostat pack ideal for combi-boilers. Enables you to control heating via the Wiser Heat app.	WT714R9K0902
Wiser Thermostat Kit 2 	1 x Room thermostat 1 x Thermostat wall bracket 1 x Thermostat stand 2 x AA batteries 1 x 2 channel Heat Hub ^R 1 x OpenTherm module 1 x Wallplate	Two channel thermostat pack ideal for conventional systems. Enables you to control heating and hot water via the Wiser Heat app. Wire in existing cylinder thermostat for hot water control.	WT724R9K0902
Wiser Thermostat Kit 3 	2 x Room thermostats 2 x Thermostat wall brackets 2 x Thermostat stands 4 x AA batteries 1 x 3 channel Heat Hub ^R 1 x OpenTherm module 1 x Wallplate	Three channel thermostat pack ideal for properties with two heating zones. Enables you to control heating and hot water via the Wiser Heat app. Wire in existing cylinder thermostat for hot water control.	WT734R9K0902
Wiser Multi-zone Kit 1 	2 x Radiator thermostats 6x AA batteries 1 x Room thermostat 1 x Thermostat stand 1 x Thermostat wall bracket 1 x 1 channel Heat Hub ^R 1 x OpenTherm module 1 x Wallplate 2 x M30x1.5mm ring nuts 2 x Drayton valve adapters 2 x Danfoss RA valve adapters	One channel thermostat system with two radiator thermostats to start zoning your system. Suitable for combination boilers. Control the room thermostat and radiator thermostats via the Wiser Heat app. Add more radiator thermostats to create more independent zones.	WV714R9K0902

Product Pack	Pack Contents	Description	Part Number
Wiser Multi-zone Kit 2 	2 x Radiator thermostats 6x AA batteries 1 x Room thermostat 1 x Thermostat stand 1 x Thermostat wall bracket 1 x 2 channel Heat Hub ^R 1 x OpenTherm module 1 x Wallplate 2 x M30x1.5mm ring nuts 2 x Drayton valve adapters 2 x Danfoss RA valve adapters	Two channel thermostat system with two radiator thermostats to start zoning your system. Suitable for conventional boilers. Set schedules for the room thermostat, radiator thermostats and hot water via the Wiser Heat app. Add more radiator thermostats to create more independent zones.	WV724R9K0902
Radiator Thermostat 	1 x Radiator thermostat 2 x AA batteries 1 x M30x1.5mm ring nut 1 x Drayton valve adapter 1 x Danfoss RA valve adapter	Add additional single radiator thermostats to any of the above packs to create more zones and benefit from maximum comfort and energy saving.	WV704R0A0902
Room Thermostat 	1 x Room thermostat 1 x Thermostat wall bracket 2 x AA batteries 1 x Thermostat stand	Additional room thermostat - add to rooms with radiator thermostats as a convenient way to view and change the room temperature. Works with all Wiser kits.	WN704R0S0902
Wiser Plug 	1 x Smart plug	Add up to 10 smart plugs to any system to enable remote scheduling of your home electrical appliances via the app.	WB704H1A0902

Get Wiser

We've compiled some key questions and information sources so you can find out everything you need to know about Wiser.

Is Wiser compatible with all boilers?

Wiser will work with **all common boiler types**. It won't operate on gravity fed systems or boilers requiring manufacturer specific controls to operate.

What happens if I have no internet connection?

Wiser can be **installed without any internet connection**. The homeowner can download the app and connect at any point after installation. If connection is lost after installation the homeowner will still be able to **use the app when at home**.

How many rooms does Wiser support?

Wiser **supports up to 16 rooms of heating** (plus hot water in supporting Heat Hubs) across a **wide range of configurations** to suit any home.

Where can I find out more?

Get searching: Visit
www.se.com/uk/wiser

Get support: for you and your customers at
wiser.draytoncontrols.co.uk

Get social: Follow us on twitter to be
the first to hear the latest news
[twitter/draytonheating](https://twitter.com/draytonheating).

Get watching: See all the videos on
[youtube/draytoncontrols](https://youtube.com/draytoncontrols).

Get asking: If you need to talk to
someone we have a dedicated 7 day
a week hotline 0333 6000 622

Wiser Approved Installers

Register to our electrician partner portal to begin your Wiser Approved journey and benefit from a host of exclusive offers. You will be then linked to the Drayton 9 Degree installer network in order to become a Wiser Approved professional installer for our smart heating systems.

Complete the training face to face at one of the dates on our Wiser tour, or complete the training in your own time via our online training module – 9 degree Know How.

You'll get access to our discounted shop for limited special offers and priority technical support, along with sales tools and exclusive website leads to help you grow your business.

Register for free and join the Wiser revolution:
se.com/uk/electricianpartner

KNX

Creating the connected home of your dreams has never been simpler. Discover Schneider Electric's KNX Home Automation System, a single solution for truly smart homes. Easy to use and with powerful functionalities, it's the perfect fit for both renovation and construction projects.

This flexible system can be controlled remotely via an app on a smartphone, tablet or laptop or locally via pushbuttons and touchpads. This puts all residents – from youngest to oldest – in total control of your smart home, inside and out.




Life is On | Schneider Electric

Smart home
Solutions

A Smart home makes life simpler, even when no one is home.

Automating your home with smart home technology can be as simple as installing a single motion sensor, dimmer, or timer, or as advanced as integrating multiple home technologies into an intelligent control system. With control via smart devices, voice or a wall switch, the possibilities are endless.



Smart home
Solutions

KNX

Comfort:

With **smart technology** that activates temperature control before you arrive, you'll never come home to a house that is too hot or too cold again. Once you are at home, smart home technology can be used to **stream music and video services** to multiple locations within the house. In the middle of the night, sensors can be used to **automatically turn lights** on at a low level to provide passage to where you need to go.

Convenience:

Smart home control systems allow you to complete multiple tasks, with just the touch of a button or with **simple voice commands**. Pre-programmed scenes make life a breeze – whether it is getting everyone up and out of the house in the morning [blinds opened, radio tuned in, kitchen lights on], entertaining guests [lights dimmed, playlist on, heating low] or turning in for the night [all technology off, doors and windows locked, blinds closed], pre-set scenes are an **easy way to simplify your routine**.



Life is On | Schneider Electric

Smart home
Solutions



KNX

Safety and security:

Smart home technology allows you to **view footage from home security cameras**, with alerts programmed to let you know if strange **movements are detected**. If you are away for some time, electronic blinds and lights can be programmed to open and shut and turn on and off, so it appears as though you are home. At the front door, a **smart doorbell with camera** can be installed to send footage to your smart device. Find out who is waiting and use the **intercom feature** to talk to them without needing to open the door or even be home.

Energy efficiency:

For even greater efficiencies, you can use your smart home technology to **minimise heating and cooling requirements** by utilising electronic blinds that automatically close when the temperature reaches a certain point. **Sensors and timers** can be used to ensure lights are not left on unintentionally and an 'all-off' scene turns everything off when you leave the house or when you go to bed.

Life is On | Schneider Electric



Smart home
Solutions



KNX

The KNX Multitouch Pro allows you to fully adjust lights, blinds, temperature and scenes via a touch-sensitive and intuitive interface. It is easy to set up and can be completely personalised, from the functionality to the screensaver.

- Display illuminates when a user approaches
- Simple gesture control
- Scene control: up to 32 settings
- System access protection with a four digit code
- Thermostat control with analogue input for floor heating sensors
- Rotary or vertical display modes



Smart home
Solutions



C-Bus

Perfect for new home builds and major renovations, this allows you to enhance your lifestyle by combining today's modern technology with the benefits of Clipsal C-Bus Home Control. Customisable to suit your home and lifestyle, the Clipsal C-Bus system is designed so that your whole family can use it.

You can control your Clipsal C-Bus system from an **extensive range of touch screens, eDLTs and other wall switches** that blend in with your home and **complement your décor**.

Clipsal C-Bus gives you the ability to control lighting, irrigation, air conditioning, multiroom audio, windows and blinds, home theatre, home security, keyless entry and more. For the ultimate automation experience, you can **incorporate elements into scenes or schedules**. This means you can program individual elements to work in unison **at the touch of a button**. This function allows a specific mood or atmosphere to be created quickly and easily.

Whether you're outside, **inside or away from your home**, Wiser Home Control delivers access to your C-Bus Home Control system via web-enabled devices, such as a smartphone, laptop, tablet or PC. This makes **accessing and using the technology** in your home easier and more convenient, giving you a whole new level of **functionality and connectivity**.



Smart home
Solutions

Enhance your control with style

Clipsal C-Bus eDLT Wall Switch

Home control should be both **simple and sophisticated**. With a **customisable display** and **contemporary design**, the C-Bus eDLT wall switch not only provides **user-friendly control** of your C-Bus system, but also **complements any modern interior**.



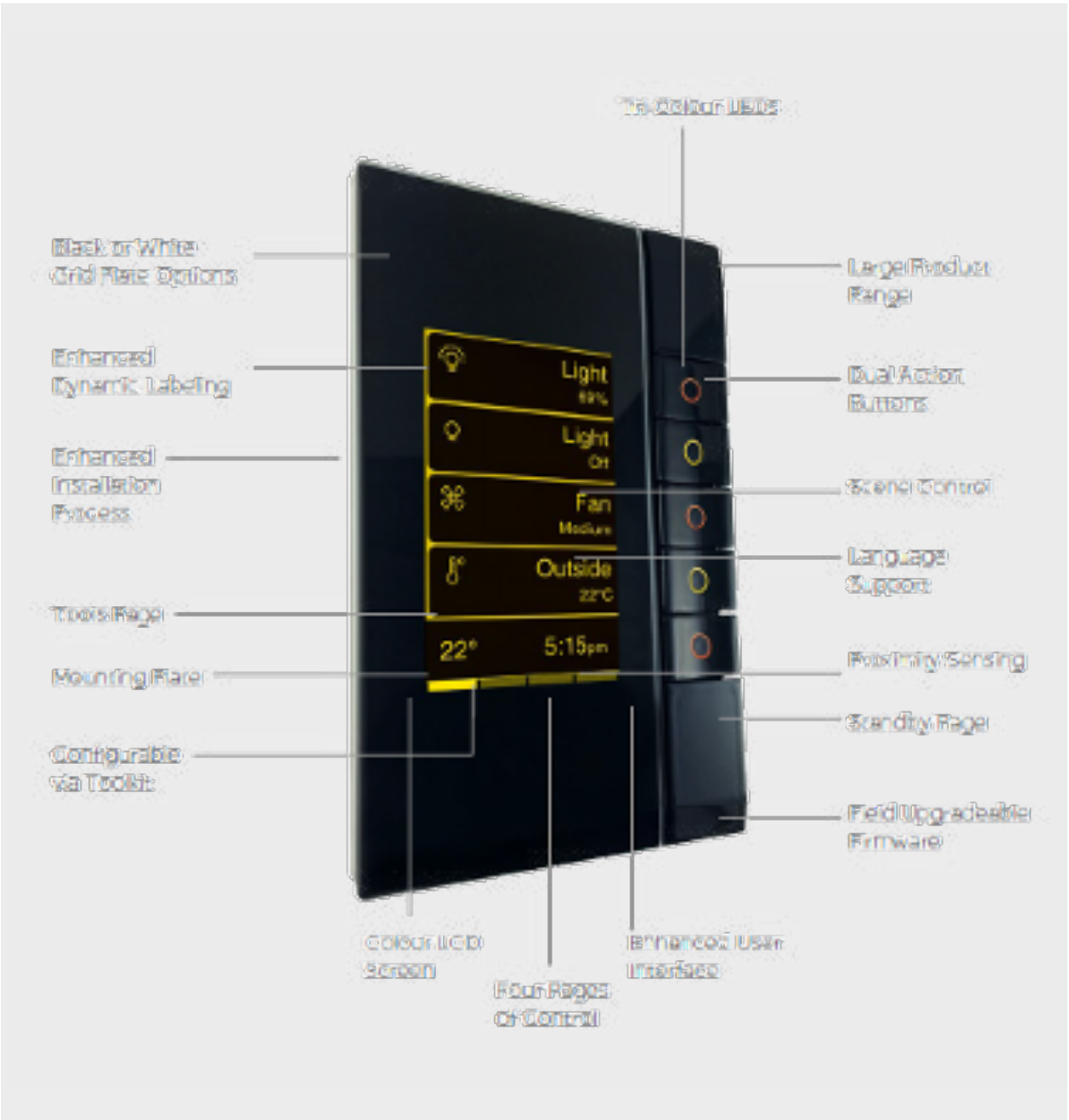
Clipsal C-Bus Saturn Zen

The subtle, modern design of Saturn Zen **complements any modern or architectural interior** to create a beautiful balance throughout your home.



Saturn Wall Switches

Wall switches should **enhance your home interior**. Choose a wall switch that **complements your style** with this **diverse selection**.



Smart home
Solutions

Welcome to the world of C-Bus Home Control and Automation

Your household appliances, lighting, computers and mobile devices all used to work independently. Not anymore...

Clipsal C-Bus allows you to control your home from any laptop, mobile device or TV, putting total control at your finger tips.

Discover more about the offer on se.com/c-bus



Entertainment

- Multi room audio systems
- Control all of your entertainment devices from anywhere in the home
- Seamless integration



Lighting

- Set the ambiance
- Create scenes
- Control lights remotely
- Bathe your home in exciting colours
- Blind control
- Save energy



Energy Management

- Reduce CO2 emissions
- Reduce on energy waste
- Monitor the way your home uses energy and adapt



Temperature Control

- Set the temperature remotely
- Always find your home at the perfect temperature
- Save energy by reducing energy usage



Security

- Live camera feed
- Activate alarms
- Motion sensors
- Remotely lock your windows and doors
- Remotely control your lighting or set timers

Smart home
Solutions

EV Charging



Smart home
Solutions



EV Link Smart Wall Box

A truly smart efficient home is one that can be programmed to suit your lifestyle, but also understands that the environment changes.

With EVlink you can charge your vehicle fast, more reliably, and with greater safety than with a domestic socket-outlet.

Designed for indoor or outdoor use, they are robust, and are provided with a key-lock for the ability to lock-off for security purposes. EVlink car chargers come in a range of sizes, 3.7kW, 7.4kW, 11kW, and 22kW.

Energy Management with load shedding and deferred charging.

Smart wall box with cloud connection, RFID reader, and adjustable maximum charging current.



Safety & Protection



Safety &
Protection



Don't take electricity for granted

Electricity is everywhere – in the home and the workplace, inside and outside. So is risk. Electrical hazards spare nobody. DIY enthusiasts and people who work with power tools also have high exposure to risk.

Most of us have no idea what is inside our consumer unit. Circuit protection in a consumer unit is one of the most important safety features in a home. It is recommended to purchase high quality products from well known brands. When checking your consumer unit, it is worth considering whether the following protective devices are installed. When was your homes electrical system last Inspected and tested?

Residual Current Device with Overload protection (RCBO)

This devices detects unintended changes in the current paths and cut power immediately before the leakage reached a dangerous level but also combines short circuit and overload for combined protection.

Residual Current Device (RCD)

This devices detects unintended changes in the current paths and cut power immediately before the leakage reached a dangerous level.



Surge Protection Devices

A small addition to a home's electrical installation can play a big role in protecting occupants from electric shock and other injury. Residual Current Devices detect unintended changes in current paths and cut power immediately before the leakage reaches a dangerous level.

Protect your appliances with Surge Protection Devices, which divert excess surge current flow to the Earth. It is estimated that 90% of sockets in a home supply power sensitive electronic equipment, and if overvoltage reaches that equipment, it can cause damage and failure.

Safety &
Protection



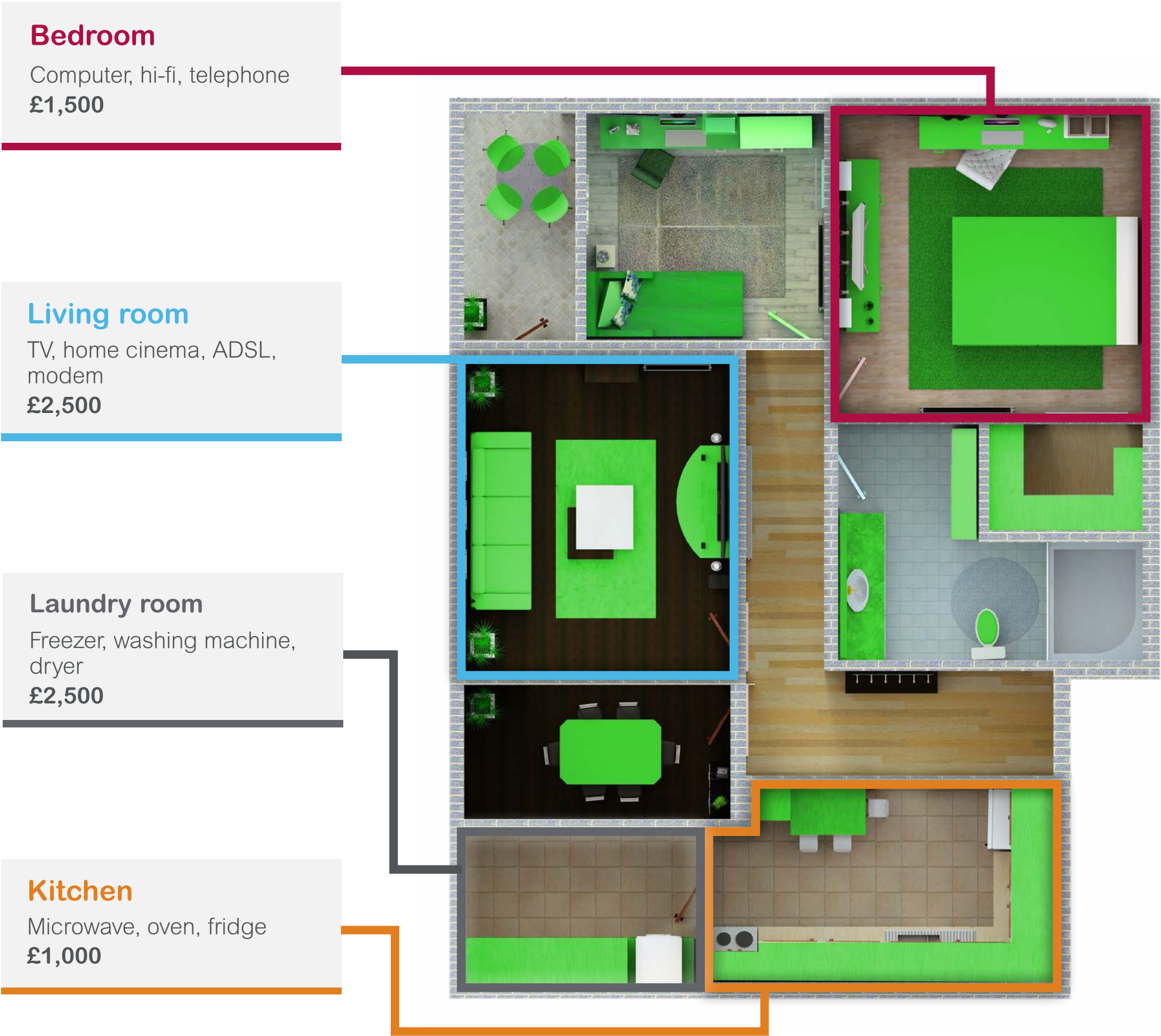
Surge Protection Devices

Protect your appliances with Surge Protection Devices, which divert excess current flow to the Earth. 90% of sockets in a home power sensitive electronic equipment, and if overvoltage reaches that equipment, it can cause damage and failure.



Over £7,500

worth of electrical equipment is at risk.
Power surges can happen at any time - protect yourself today.



Finding your Electrician

The electrical installation which powers your home is complex and has the potential to be very dangerous if not handled correctly. Repair or improvement work should only ever be carried out by a registered qualified electrician, otherwise your entire home and the people within it could be at risk.

Registered electricians are members of government approved schemes or trade associations, which gives additional protection should something go wrong.

Some tips when employing an electrician:


- They should be comfortable with showing you proof of their qualifications. You can also contact their scheme or association directly to check credentials.
- Look for references online, and feel free to ask the electrician to provide some.
- Get multiple quotes to compare, but don't be tempted to just opt for the cheapest.
- Check if you need to be concerned with Building Regulations and if so, that your electrician is qualified to handle that.

To find an Electrician Partner visit:

<https://www.se.com/uk/en/locate/67-electrician-partner-locator>



Every Electrician Partner in our nationwide network holds necessary qualifications and registrations.




Life is On | Schneider Electric

Safety &
Protection



Life Is On



Learn more about Electrical Solutions at:

se.com/uk

Schneider Electric

United Kingdom
Stafford Park 5,
Telford
Shropshire TF3 3BL

© 2020 Schneider Electric. All Rights Reserved. Life Is On Schneider Electric and EcoStruxure are trademarks and the property of Schneider Electric SE, its subsidiaries and affiliated companies.

998-TBC