



# Connecting Schneider Electric charging stations with Monta Charge application for EV drivers

[se.com/emobility](https://se.com/emobility)

## Together, Schneider Electric and Monta collaborate

to create a seamless ecosystem where hardware and software work hand-in-hand to make EV charging simple, efficient, and accessible for the EV drivers.

Life Is On



As global leader in energy management and automation, Schneider Electric provides the physical infrastructure with its new advanced EV charger for residential usage, Schneider Charge and Schneider Charge Pro, designed for performance and smart energy integration, fully compliant with the highest electrical standards and Alternative Fuel Infrastructure Regulation (AFIR).



As cutting-edge EV charging platform, complements this by offering a digital interface that empowers end users to manage their charging sessions effortlessly.

Through the Monta Charge application, users can control charging, monitor consumption, schedule sessions, and access private or public charging networks, all from their smartphone.

**This document will guide you to connect faster a Schneider Electric charging station to Monta's supervision application, unlocking smart charging capabilities for residential EV charging.**



Schneider Charge



Schneider Charge Pro

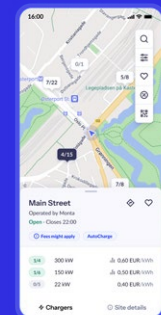
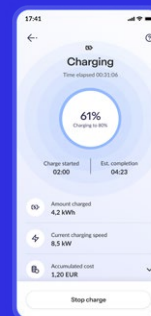
### Schneider Electric AC charging stations' ranges for residential EV charging

- Attractive and robust design, with/without attached cable
- Compliant with latest standards and certifications
- Fast and easy to install and commission
- For single family home or fleet at home usage\*

> For detailed information and product characteristics refer to eMobility catalog on [se.com](https://se.com)



Monta Charge enables EV drivers to monitor and control up to 3 EV charging stations at home...



...and to use over 500,000 public charging points across Europe.

\*Schneider Charge Pro provides commercial references with embedded MID meter that simplifies re-imburement

# Monta Charge

Stay in control of your charging experience: at home, at work, and on the go. Monta Charge is the ultimate EV charging app equipped with free features to enhance the charging experience for EV drivers, no matter where you charge.

## Optimise energy consumption

Flexible tools to help you schedule, forecast and maximise the benefits of EV driving

## Share your chargers

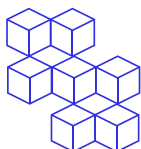
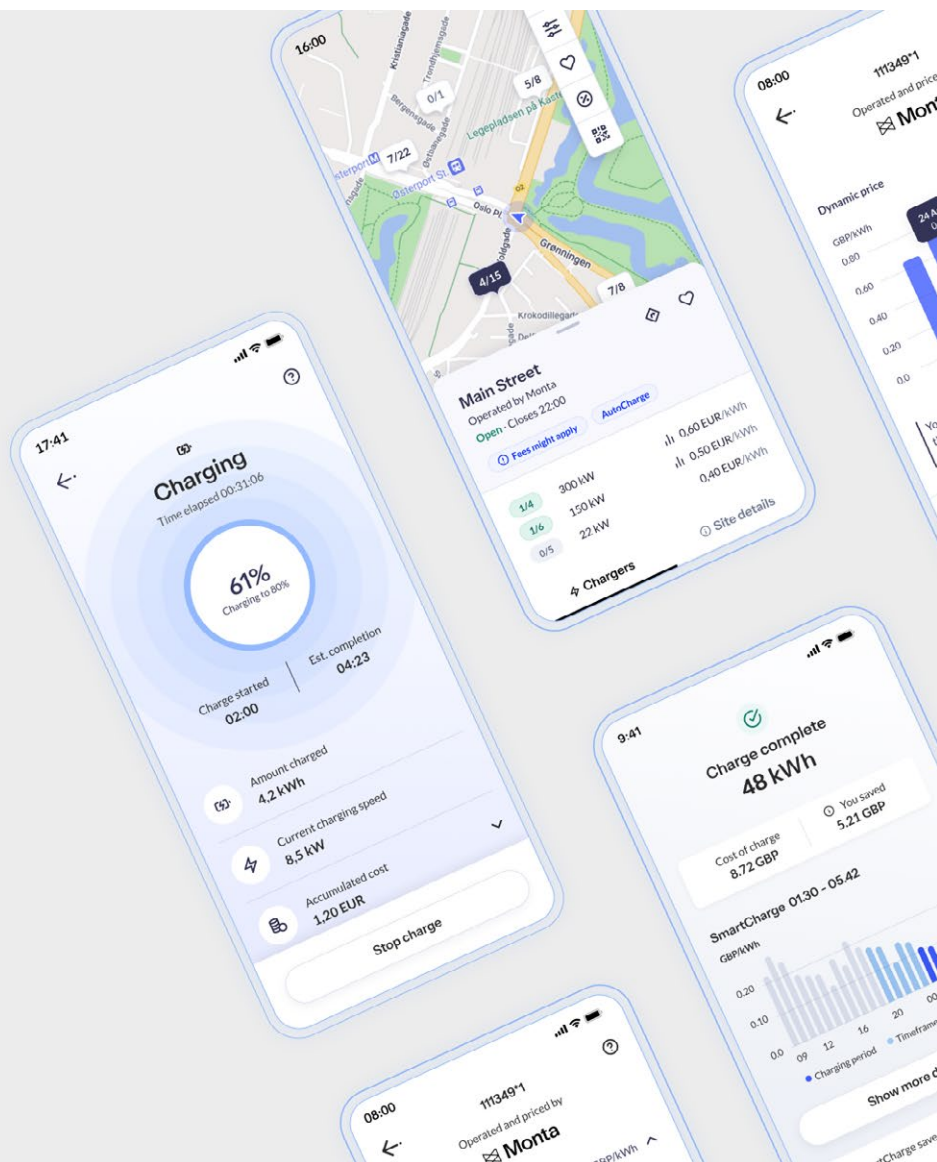
Share up to 3 chargers with friends, family and neighbours effortlessly through the Monta app. You're always in control.

## Detailed overview

The Monta Charge app keeps you informed with charge history, performance monitoring, and energy spending tracking.

## Charge on the go

No need to use dozens of apps, Monta has over 500,000 public charging connections across Europe.




## Lower charging costs

Charge during cheaper time slots to reduce your overall electricity expenses.



## Smarter energy use

Optimise charging by using electricity when demand (and prices) are low.



## Skip peak fees

Avoid extra costs by not charging when your utility rates are highest.



## Charge on your terms

Set preferences and let SmartCharging fit schedule, not the other way around.

# How to connect Schneider Charge Pro with Monta Charge?

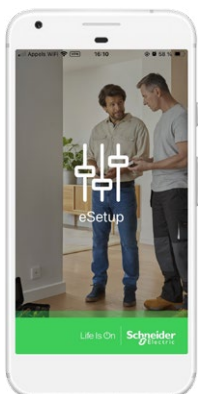


## Charger installed!

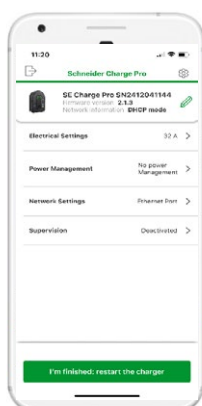
Schneider Charge or Schneider Charge Pro is installed and powered-on.



## On eSetup



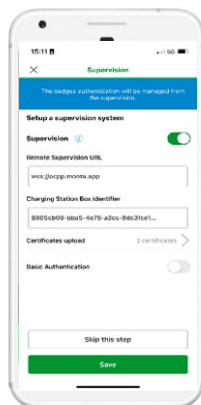
01 On eSetup, start to commission the charger following the wizard.



When arriving on **Supervision settings**, activate the button, and enter the Supervision URL of Monta: **wss://ocpp.monta.app**



> Download eSetup



Copy the charging station identifier. You will find the sequence of numbers and letters (serial number) on the side of each charger.

Then, finish the commissioning with eSetup and restart the charging station.

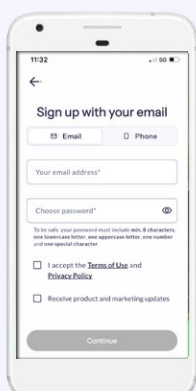
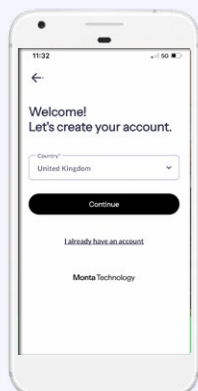
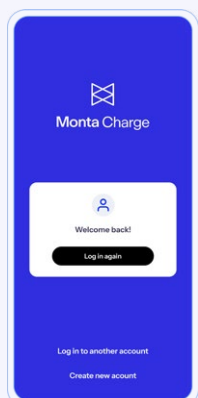
> Discover

- How to commission Schneider Charge with eSetup
- How to commission Schneider Charge Pro with eSetup



## On Monta

02 Create a Monta account (with email address or telephone number)



> Download Monta Charge

# 03 Scan to connect faster your Schneider Charge Pro or your Schneider Charge to Monta\*

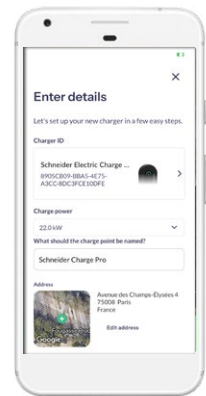



\* Monta Charge app manages up to 3 charging station per account

# 04 Enter manually, the charging station serial number, address and details



Enter the same charging station identifier you have entered in eSetup



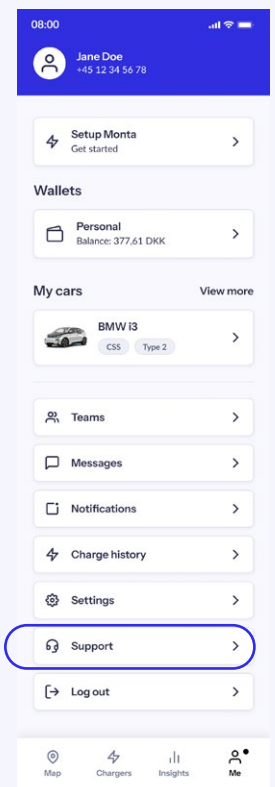
# 05 Then, the charger connects to Monta



# 06

Your charger is now ready to be operated via **Monta Charge** configured with your favorite energy strategy

**Need help?**  
Use Monta's friendly in-app chat and Help Center





> Download  
Monta Charge



> Download  
eSetup

[se.com/emobility](https://se.com/emobility)