



# Pro-face Product Guide 2025

By connecting to devices from a plethora of manufacturers, we can discover new optimized IoT solutions and configurations with peace of mind on the site.

[proface.com](http://proface.com)

**Pro-face**<sup>TM</sup>  
by Schneider Electric



# What is Pro-face

Pro-face revolutionized how humans interact with machines, heralding a new era of industrial automation by developing the world's first programmable graphic terminal.

We have provided industry standards in Human Machine Interface technology since its inception.

Pro-face's pioneering spirit extends far beyond the first HMI creation. We continuously push the boundaries of what's possible in human-machine interaction, introducing innovative features, intuitive interfaces, and advanced functionality.

We trust customer satisfaction is of utmost importance. Our HMI expert team is always ready to provide technical assistance, comprehensive training, and guidance throughout your automation journey.

Experience the transformative impact that Pro-face brings to your industrial automation endeavors.

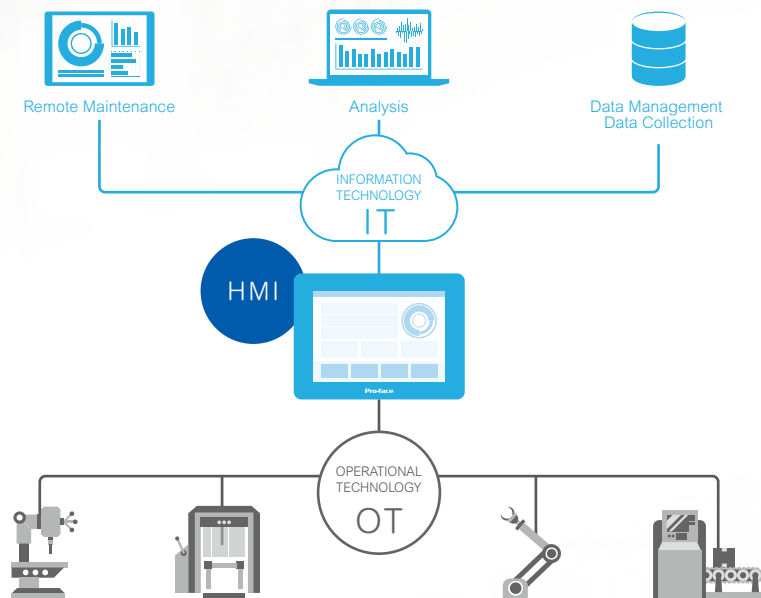
[Pro-face Brand History Video](#)





# What is HMI?

Reposition the human in the center of the automation architecture. Interactive and intuitive operations help to make sharp and timely decisions by everyone - everywhere.



## Optimized IoT solutions with Pro-face

Pro-face HMI's empower workers by seamlessly integrating OT and IT and serving as a gateway to higher-level systems. These IIoT-enabled HMI's not only control equipment but also collect and display data, share critical production information, and send alerts. This ensures proactive maintenance, maximizes uptime and boosts productivity by quickly identifying and resolving issues.



# Sustainability - EcoDesign

EcoDesign is a systematic approach which considers environmental aspects in the design and development process with the aim to reduce adverse environmental impacts throughout the life cycle of a product.

## Energy Efficiency

Lower power consumption versus normal operation by reviewing component and design (GP6000 Standard & Advanced).



Higher reduction can be achieved when using backlight mode off (GP6000 Standard & Advanced, PSA6000).



## Green Material

To help reduce our carbon footprint, Pro-face uses eco-friendly materials like low-carbon aluminum and bio-plastics in its products.



## Sustainable Packaging

New packaging is made from 100% recycled cardboard with at least 70% recycled content. Single-use plastic has been significantly reduced.



## Life-Time Extension

Access to local repair center and regular maintenance services (depending on offers and countries)

## Additional resources

End of Life instruction for easy disposal, REACH and RoHS compliant, Environmental Data Program available on [proface.com](http://proface.com)

# Cybersecure

Security is at the core of our digital transformation and essential business imperative for us, our ecosystem and industry at large.

We enforce digital, operation, and physical security fundamentals

We raise the bar on cyber defense, threat intelligence, and incident or crisis response

We take an enterprise-wide risk-based approach

We build trust along the supply chain, and with the installed base

We meet customer and authority expectations



## Secure Remote Access

Pro-face Connect Offers an encrypted communication and can centrally manage users with different access levels. Pro-face connect product undergoes third-party audit assessments to demonstrate compliance under IEC62443 standards



## Secure Element

Prevent any potential leakage of confidential information

Use a Secure Element to store cryptographic data and restore to the factory image for secure disposal to prevent leakage of confidential information.(GP6000 Standard & Advanced, PSA6000)



## Secure Boot

Prevent unauthorized or malicious code from compromising the HMI's integrity

The robust protection mechanism is essential for safeguarding critical industrial operations against potential cyber threats



## Security Seal

Physical tamper resistance and detection

The Secure Seal aims to detect any unauthorized attempts to open the device's packaging(GP6000 Standard & Advanced, PSA6000)

## High Flexibility



OT / IT  
Connectivity



Scalable and  
Customizable Solutions



Collaborative  
System

Since factories rarely use only single maker's devices or a single network, it is essential for HMI to connect to various devices and networks. Pro-face's rich protocol compatibility satisfies this need and enables a thorough collection of device data. Pro-face HMI flexibly connects the latest high-performance robots, visualization devices, and PLCs, as well as networked equipment and systems and modified old facilities.

## Simple Visibility



Intuitive  
Layout Design



Increasing  
Information Value



Modern  
Visualization

As information increases, visualization becomes less simple because the operation screen fills up with information. That's why we must focus on providing necessary information at the right time, when needed, instead of visualizing everything. User-friendly screens are the key to improving productivity.

## Strong Reliability



Robust and  
cybersecure Solutions



Global Availability  
/ Support / Training



Effortless migration  
to innovations

While user friendliness is important, we must never forget the importance of high reliability in industrial equipment. We continue our efforts to ensure long-term peace of mind in any manufacturing setting. This includes conducting thorough evaluation tests and adopting strict security measures to help realize smart factories. We can support tomorrow's manufacturing with HMI Centric Solutions.

## Virtual Showroom

Unique online experience that allows you to explore and interact with our latest products and solutions from the comfort of your place.



# Customization and Services



High Flexibility

Offer Scalable and Customizable

We provide a range of useful services for our customers. If the services not stated in the list below are needed, we'll make every effort. For details, please contact your local Pro-face sales representative.

## Basic Menu

Reduce engineering set-up time  
Kitting



The better design suits your machine  
Logo, overlay, label



Resistant to harsh environment  
Coating



# Worldwide HMI Specialist Support



Strong Reliability

Global Availability / Support / Training

We strive to provide the best global support.



01 Japan

07 Taiwan

13 America

19 Denmark and Sweden

02 Australia

08 Thailand

14 Brazil

20 France

03 China

09 Vietnam

15 Canada

21 Germany

04 India

10 Indonesia

16 Mexico

22 Italy

25 Spain and Portugal

05 Korea

11 Philippines

17 Austria

23 The Netherlands

26 Switzerland

06 Singapore

12 Malaysia

18 Belgium

24 Poland

27 United Kingdom

# Customer Story

Why choose Pro-face

## Industrial Panel PC PS6000


FDA



IRM manufactures tablet presses, capsule filling machines, and granulation equipment for pharmaceutical, nutraceutical, and aligned industries.

### Background and Challenges (IRM Enterprises)


Pharmaceutical companies are becoming more demanding as they expand and enter regulated markets like USFDA, UK MHRA, and EU GMP. They want the machines to be 21 CFR Part 11 compliant, which was impossible with the HMI + PLC because this system requires more reliable hardware and software. Hence, the need for IPC (Windows) + Lite SCADA (BLUE Open Studio) + their application.



A wide range of displays with multi-touch operation, and supports various configuration options



A very robust terminal, which can handle multi-tasking, take multiple loads.



Support is excellent, with prompt and responsive service.

## Advanced HMI SP5000X


Outdoor




Kawasaki Kiko Co., Ltd., a comprehensive manufacturer of tea production and harvesting machines with the top market share in this field, successfully implemented a next-generation project.

### Background and Challenges (Kawasaki Kiko)

Next-generation machines must be more efficient and autonomous. In the past, devices used microcontroller-integrated LCD screens. However, an HMI would be better suited for both control operations and display interfaces. Furthermore, the latest IoT makes use of the cloud, but incorporating such functionality in a machine running in fields would likely be a significant challenge.



Usual 3-year development time was reduced by 75% to around 1 year.



Operability improved by 200% through the use of a bright display and remote monitoring.



Maintenance efficiency increased by 30% through HMI specialist support.

# Basic HMI ST6000

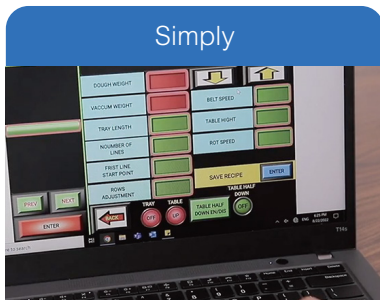
Food




Good Life Technologies Pvt. Ltd. was founded in 2007 and manufactures bakery machines. The company provides remote services for maintenance and support of these machines, leading to significant time and cost savings by eliminating the need to dispatch service staff.

## Background and Challenges (IRM Enterprises)


When exporting manufactured machines, it was necessary to dispatch staff to provide services and support, which required significant time and financial resources.



Easy tag integration with PLC, and simple Internet connectivity enables remote access from the factory.



Pro-face, being a pioneer brand in HMI and cyber-secure solutions can be provided to customers around the world.




Aluminum front panel and highly customizable design with 16 million color variations.

# Migration

Paper Machine



KAWANOE ZOKI CO., LTD. has been manufacturing paper machines and paper processing machinery since its founding and boasts an 80% share of the domestic market for household tissue-making machines.



## Effortless Migration and HMI updating

The equipment we develop is built for long-term use (typically 10 to 20 years)... but in some cases, the customer has a need to update the HMI, so it's essential that HMI migration is easy. Migration tools such as project converters, accessories, conversion cables, etc., are fully equipped and updated without any problems. Another point that makes it easy to migrate is the fact that both analog and matrix touch panel types can be selected and the operability of the equipment can be inherited and migrated. This is undoubtedly one of the reasons why we have continued to use Pro-face HMI since its introduction in 1992.

**MANY MORE CUSTOMER STORIES! >>>**



## Use Case

Explore innovative use cases of Pro-face HMI solutions across various industries. Discover how our advanced technology enhances efficiency, safety, and productivity in real-world applications.



# HMI Centric Architecture reduces engineering efforts.

HMI-Centric Architecture is the solution to challenges associated with designing and developing equipment, helping you save time and effort in system development. Difficult work made easy with Pro-face as your partner.



## IT (Information Technology)

Design IT system architectures to quickly build secure and robust remote solutions.

Empower Your Operations with  
**Secure Cloud Data Upload**



**Enabling Cloud Services** in a secure  
and easy-to-implement way



Simple and easy data management  
with **Remote SQL Database**



Simplified **Secure Networking**



Remote monitoring services  
using a popular **Cloud Service**



Simple, Secure & Robust  
**Remote Maintenance**



# Smart Device

Empower the workforce through enhanced mobility and usability with smart devices.

Effective **Mobile Operations**



## OT (Operational Technology)

Collect, visualize, and utilize data from OT devices efficiently.

Simplified and efficient data exchange with **IO-Link** master units



Easy and Simple connectivity and **Visualization of FANUC CNC**



Smart security with **Face Recognition**



Empower Operators with **Network Camera**



Effective Traceability with **RFID Reader**



Enhanced Security with **ID Card (NFC) Reader**



Collaboration

Visualization of Robot Information with HMI **Yaskawa Robot / Servo / Machine Controller.**



Collaboration

Efficient operation by High integration with **IAI ELECYLINDER**












# HMI Selection Guide

HMI Selection Guide helps you find the ideal HMI for your specific needs.


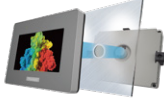





Data	Simple Machine	Complex Machine	Line management	Edge Box
++++				
+++				
++				
+				

<b>Industrial Panel PC</b>	<ul style="list-style-type: none"> <li>● PS6000 Series (Advanced / Standard / Basic)</li> <li>● PSA6000 Series (Entry) <span style="background-color: orange; color: white; padding: 2px;">Coming Soon</span></li> </ul>	
<b>Advanced HMI</b>	<ul style="list-style-type: none"> <li>● GP6000 Series (Advanced / Standard) <span style="background-color: orange; color: white; padding: 2px;">Coming Soon (Advanced Model)</span></li> <li>● GPH6000 Series (Handheld HMI) <span style="background-color: orange; color: white; padding: 2px;">Coming Soon</span></li> <li>● SP5000 Series (Modular)</li> <li>● SP5000X Series (Outdoor)</li> </ul>	
<b>Basic HMI</b>	<ul style="list-style-type: none"> <li>● ST6000 Series</li> <li>● STC6000 Series (HMI + Control)</li> <li>● STM6000 Series (22mm Hole Mounting)</li> <li>● STW6000 Series (Web HMI)</li> <li>● LT4000M Series (HMI + Control / 22mm Hole Mounting)</li> </ul>	
<b>Compact HMI</b>	<ul style="list-style-type: none"> <li>● GP4100 Series</li> </ul>	
<b>Entry HMI</b>	<ul style="list-style-type: none"> <li>● ET6000 Series</li> </ul>	
<b>Edge Box</b>	<ul style="list-style-type: none"> <li>● Edge Box PC / Edge Box HMI / Gateway Box</li> <li>● Multi Converter</li> </ul>	

# Lineup Specification

		Industrial Panel PC				Advanced					
		PS6000		PSA6000	GP6000		GPH6000	SP5000	SP5000X		
		Advanced	Standard	Basic	Entry	Advanced	Standard	Handheld	Modular	Outdoor	
											
HMI Software		BLUE Open Studio, BLUE, WinGP (GP-Pro EX), AVEVA System Platform *Except for PS6000 (Basic)				GP-Pro EX					
Related Software / License	Remote Monitoring	Thin Client License (BLUE Open Studio), Web Viewer License (BLUE), Pro-face Remote HMI (GP-Pro EX<WinGP>)				Pro-face Remote HMI (GP6000 will be supported)		-	Pro-face Remote HMI		
	Remote connection service	Pro-face Connect				Pro-face Connect (GP6000 will be supported)		-	Pro-face Connect		
Feature	Integrate Windows Apps	Yes				-		-	Yes	-	
	Protocols IT	HTTPs, OPC-UA, MQTT, HTML, XML, ODBC, ADO				OPC-UA (Server)		-	Power/Standard, 5B90 also support OPC-UA Server		
Visualization	Size	12", 15", 12"w, 15"w, 19"w, 22"w	12", 15" 10"w, 12"w, 15"w, 19"w, 22"w		15" 12"w, 15"w, 19"w	7"w, 10.4", 12.1", 15", 10"w, 12"w, 15"w, 19"w, 22"w DIN BOX	10", 12", 7", 5"	7"w, 10"w,	10", 12", 15", 7"w, 10"w, 12"w, 15"w, 19"w	7"w, 12"w, 15"w	
	Resolution, color	+++				+++		++			
	Performance	Top				High		Standard			
Operation	Touch operation	+++				+++	++	+++	++		
Connectivity	IT (Ethernet)	2		3	2		1	2			
	OT (Serial, USB, Fieldbus)	+++		++	+++	++		+++			
	I/O	Yes (Option)		-	-		Yes (Option)				
	Data backup operation	+++				+++		++			
Data handling	Storage	M.2 SSD x 1 HDD/SSD x 2	M.2 SSD x 1 HDD/SSD x 1	M.2 SSD x 2 SD card x 1	M.2 SSD x 2	SDXC x 1		SD x 1	SD x 1 or SD x 2 or CFast	SD x 2	
Environment	Environment resistance	+				++		+++			
	Certification (Haz Loc, ATEX, Marine)	+++		++	+++	++	+++	++	++		

# Lineup Specification

		Basic					Compact	Entry		
		ST6000	STM6000		STC6000	LT4000M	STW6000	GP4100	ET6000	
		Standard	22mm Hole Mounting		HMI + Control	HMI + Control 22mm Hole Mounting	WEB HMI			
										
HMI Software		BLUE	GP-Pro EX	BLUE	GP-Pro EX	GP-Pro EX		-	GP-Pro EX	GP-Pro EX
Related Software / License	Remote Monitoring	Web Viewer	Pro-face Remote HMI	Web Viewer	Pro-face Remote HMI	Pro-face Remote HMI		-	-	Pro-face Remote HMI
	Remote connection service	Pro-face Connect					-	-	-	-
Feature	Integrate Windows Apps	-					-	-	-	-
	Protocols IT	OPC-UA(Sever)				-		-	-	-
Visualization	Size	4"w, 7"w, 10"w, 12"w, 15"w	5.7", 10.4" 4"w, 7"w, 10"w, 12"w, 15"w	4"w, 7"w	5.7"	3.5", 5.7"	4"w, 7"w, 10"w, 12"w, 15"w	4"w	7"w, 10"w, 12"w, 15"w	
	Resolution, color	++				+	++	++	++	
	Performance	Standard						Standard	Standard	
Operation	Touch operation	+					+	+		
Connectivity	IT (Ethernet)	2 (except 4"w, 5.7", 10.4")		2	1		0 or 1	1		
	OT (Serial, USB, Fieldbus)	++			+++		-	+	+	
	I/O	-			Yes		-	-	-	
	Data backup operation	+					-	+	+	
Data handling	Storage	Local Storage	Local storage SD Card (only 10.4")	Local Storage			Local Storage	Local Storage		
Environment	Environment resistance	+					+	+		
	Certification (Haz Loc, ATEX, Marine)	+	++		+	+++	+	+++	+	

# Industrial Panel PC

## Smart HMI Integration for Edge Intelligence

Pro-face Panel PCs combine high-performance computing with intuitive touch interfaces, ideal for real-time monitoring and control on the factory floor.

Designed for harsh environments, these all-in-one solutions simplify system architecture while enabling edge analytics and seamless connectivity.

Also Available Box PC  
Learn more on the Edge BOX product page ▶





Industrial Panel PC (Advanced/ Standard / Basic)



# PS6000 Series

BLUE Open Studio  
BLUE  
GP-ProEX (WinGP)

Expand and enhance machine operability with the most reliable PC-based architecture experience.

PS6000 from the HMI leader: Robust as a terminal, Open and High-performant as a PC, even more economical.



Windows



Also Available Box PC  
Learn more (Edge Box)

Size	22" Wide	19" Wide	15" Wide	12" Wide	10" Wide	15"	12"	Box
I/F	COM	LAN	USB	Expansion slots	Slot-in Options			

*New Experience*

## Highly Flexible HMI with Industrial Panel PC

Industrial Panel PC PS6000 Series is ideally suited for individuals seeking to design highly flexible HMIs. You can find the ultimate solution for your HMI design needs.

### Easy IT Connectivity



Address various connectivity requests without programming

- IT connectivity
- Connecting various OT devices
- Barcode readers and cameras, and more

### Improved machine operability



Machine UX undergoes a dramatic transformation by utilizing Windows applications

- PDF
  - Video
  - Photo
  - Browser
- Storage capacity of more than 128 GB, providing peace of mind.

### Quality and global support from HMI specialists



Designed in Japan by Pro-face HMI specialists, the PS6000 delivers a dependable PC-based architecture, supported by rigorous testing and simulation from early development.

### Flexible configuration



A rich modular catalog makes it easy to configure and adapt the system to diverse requirements.



# A New Experience for Automation and Machine Design Engineers

A rich modular catalog and a strong background of customization service. To run any software, including pre-installed bundles. Easily selected with new Product Configurator and with quick delivery.

Software

**BLUE** Line Management Lite SCADA  
**Open Studio**

**GP-ProEX (WinGP)**

**Pro-face Connect**  
Secure Remote Access over Internet

**AVEVA**

**Schneider**

**Node-RED**

Java

.NET

C++

Raid

Thin client

Security

MS Office

and more

**COST DOWN**

**TIME SAVE**

**QUICK DELIVERY**

BOX			Display	
<p style="text-align: center;"><b>Advanced Box</b></p> <div style="background-color: #0056b3; color: white; padding: 2px; margin-bottom: 2px;">Core i7</div> <div style="background-color: #0056b3; color: white; padding: 2px; margin-bottom: 2px;">Core i5</div> <div style="background-color: #0056b3; color: white; padding: 2px;">Celeron</div>	<p style="text-align: center;"><b>Standard Box</b></p> <div style="background-color: #0056b3; color: white; padding: 2px; margin-bottom: 2px;">Core i3</div>	<p style="text-align: center;"><b>Basic Box</b></p> <div style="background-color: #0056b3; color: white; padding: 2px; margin-bottom: 2px;">Atom</div>	<p style="text-align: center;"><b>Resistive multi touch</b></p> <div style="background-color: #0056b3; color: white; padding: 2px; margin-bottom: 2px;">12"</div> <div style="background-color: #0056b3; color: white; padding: 2px; margin-bottom: 2px;">15"</div> <div style="border: 1px solid black; padding: 2px; width: 40px; margin: 0 auto;">4:3</div>	<p style="text-align: center;"><b>Capacitive multi touch</b></p> <div style="display: flex; justify-content: space-around;"> <div style="background-color: #0056b3; color: white; padding: 2px;">10" Wide<sup>1</sup></div> <div style="background-color: #0056b3; color: white; padding: 2px;">12" Wide</div> </div> <div style="display: flex; justify-content: space-around;"> <div style="background-color: #0056b3; color: white; padding: 2px;">15" Wide</div> <div style="background-color: #0056b3; color: white; padding: 2px;">19" Wide</div> </div> <div style="background-color: #0056b3; color: white; padding: 2px; margin-bottom: 2px;">22" Wide</div> <div style="border: 1px solid black; padding: 2px; width: 40px; margin: 0 auto;">wide</div>
+				
<p><b>Options</b></p> <div style="display: flex; justify-content: space-around;"> <div style="text-align: center;"> <p><b>HDD / SSD</b></p> <div style="background-color: #0056b3; color: white; padding: 2px; width: 100%;">Slot-in design</div> </div> <div style="text-align: center;"> <p><b>Interfaces</b></p> <div style="background-color: #0056b3; color: white; padding: 2px; width: 100%;">Slot-in design</div> </div> <div style="text-align: center;"> <p><b>PCI / PCIe<sup>2</sup></b></p> <div style="background-color: #0056b3; color: white; padding: 2px; width: 100%;">Slots module</div> </div> </div>				

\*1 10" Wide is available with only Standard Box. \*2 PCI / PCIe is supported for only Advanced Box.

# A new Experience for Operators and Production Managers


High performance powered by the latest CPUs and innovative displays for smart manufacturing. Designed to operate reliably in the most demanding industrial environments.

Standard mode

Glove mode


Water Detection mode

Easily switch display modes to suit operator requirements via configuration.



# A new Experience for Maintenance Specialists

Smart maintenance to reduce downtime and improve productivity. Long Term Peace of Mind thanks to long availability, global support and training.



Quick Response



Special Support



Quick Deliver

		Advanced			Standard	Basic		
Model No.		PFXP67 xxxxxxxxxxx	PFXP65 xxxxxxxxxxx	PFXP6C xxxxxxxxxxx	PFXP63 xxxxxxxxxxx	PFXP6DxB0NA xxxxxxx	PFXP6AxB0NA xxxxxxx	PFXP6BxB0NA xxxxxxx
CPU		Core i7	Core i5	Celeron	Core i3	Atom		
Core		4		2		4	2	
DIM		8 - 32GB		4 - 16GB	8 - 32GB	8 GB		4GB
Supported OS		Windows 10 IoT Enterprise 2019 LTSC (64bit) or Windows 10 IoT Enterprise 2021 LTSC (64bit)				Windows 10 IoT Enterprise 2021 LTSC (64bit)		
Storage		M.2 SSD x 1 2.5** HDD / SSD x 2			M.2 SSD x 1 2.5* HDD / SSD x 1	M.2 SSD x 2 *1 SD card x 1		
Interface	COM	RS-232C x 1 Connector: D-Sub 9-pin (plug)				RS-232C/422/485 x 2 Connector: D-Sub 9-pin (plug)		
	Ethernet	IEEE1588, 10 BASE-T/ 100 BASE-TX/ 1000BASE-T, Wake-on-LAN (WOL) supported Connector: Modular jack (RJ-45) x 2						
	USB Type A	USB 3.0 (Type A) x 2, USB 2.0 (Type A) x 2				USB 3.1 Gen1 (Type A) x 2		
	USB Type C	USB 3.0 (Type C) x 1				USB 3.1 Gen1 (Type C) x 1		
	DisplayPort	Version: V 1.2, dual mode (DP++) supported Resolution: Up to 4,096 x 2,304 pixels at 60 Hz						
	Option I/F	2 slots (Slot-in)			1 slot (Slot-in)			
	SD card	-				SD card slot (storage) x 1, SDXC UHS-I supported		
	Expansion Slots	PCI x 1 + PCIe x 1 / PCIe x 2 / PCI x 2				-		
Input voltage	AC: 100 to 240 Vac DC: 24 Vdc					12 to 24 Vdc		
Structure	IP66F, IP67F, UL 50/50E, Type 1, Type 4X (indoor use only), Type 13							
Certifications	CE, UKCA, cULus, cULus Class 1 Division 2, RCM, KC, EAC, ATEX / IECEx, DNV-GL, RoHS, WEEE * Please check the webpage for the latest certification							

\*1 When installing the second M.2 SSD, the interface option cannot be installed except for the M.2 WiFi/Bluetooth module.

### Choose a display to suit your needs

Display Size	12"	15"	10" W *2	12" W	15" W	19" W	22" W
Resolution	1024 x 768 (XGA)		1280 x 800 (WXGA)		1366 x 768 (FWXGA)	1,980 x 1,080 (Full HD)	
Display colors	16 million colors						
Touch Panel	Resistive Multi-touch 2 points			Capacitive Multi-touch 2 points with optimized noise filter			
Touch Mode configuration	Not applicable, because of resistive analog touch panel			Yes Standard mode, Glove mode, Water detection mode			
Front USB	USB Type A x 1			-			

\*2 10" wide is not supported for advanced Box.



### Flexible configuration

From a rich modular catalog, it is easy to change modules to be flexible to meet various needs. It is easy to find your favorite configuration and helps reduce design work hours.

PS6000 Product Configurator



Coming Soon

# PSA6000 Series

Powerful Performance, Great Price

Designed to meet customers' needs by offering essential features at a reasonable price.



*Powerful Performance  
Great Price*

Size	19" Wide	15" Wide	12" Wide	15"
I/F	COM	USB	LAN	DP

## Powerful Performance

Experience powerful performance that ensures your operations are efficient and future-ready.



13th generation Core i5  
7th generation Atom



0-50°C  
Uncompromising  
environmental  
specification



Durable glass top  
with glove-  
compatible touch



19" (FHD) / 15" (FHD)  
15" (XGA) / 12" (WXGA)



Windows 11 IoT  
Enterprise LTSC 2024



## Great Price

Maximize machine downsizing, making it ideal for modernization and cost savings.



Ultra-slim  
with optimized  
heat sink design



VESA mount  
compatible



## Sustainable & Cybersecurity

A systematic approach that considers environmental aspects and cybersecurity



Low  
power  
consumption



Green  
materials



SDL  
-compliant  
(IEC62443)



## Target Applications

Machine operation panels in temperature-controlled indoor environments

-3C Electronics  
(Cleanroom Manufacturing)  
-Semiconductor & Flat Panel Display



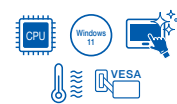
-Pharmaceutical & Food Packaging



-Solar-PV (Photovoltaics)



-Textiles & Clothing  
-Plastic & Rubber (B2C Products)



# Future of Manufacturing with AI Solutions

## Solve Employee Safety Challenges with Industrial Panel PC and AI



### Enhancing Employee safety

Ensuring the safety and health of workers by monitoring their condition and machinery status.



### Visual monitoring and inspection

Monitor product status and automate visual inspection and analysis.



### Boost Productivity Across Sites

Real-time site monitoring to optimize and streamline operations.

## Use Case: Employee safety

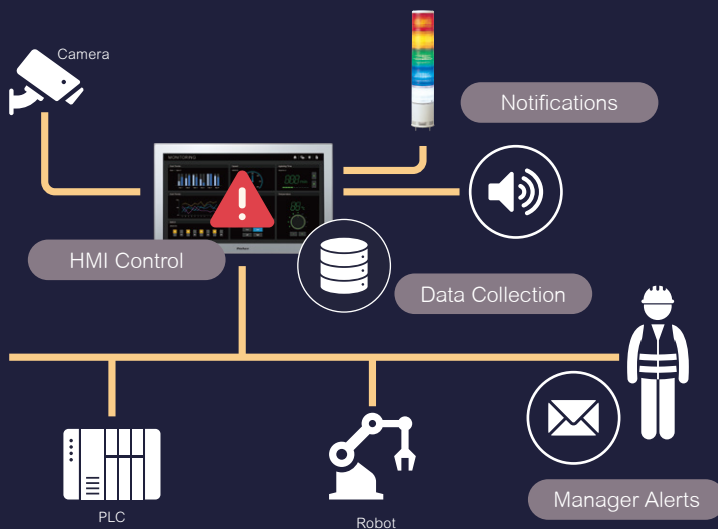
### Safety Compliance Issues

Accidents and injuries often occur when hazardous maintenance tasks are performed alone, yet data on such solo work is limited and typically only reviewed after incidents happen.



### Enhancing Safety and Health with AI Camera + Industrial Panel PC

Use AI cameras to monitor worker compliance with safety rules. The system detects not only incidents but also unsafe behaviors and near-misses. Data-driven insights enable proactive improvements and foster a culture of continuous safety.



### Solution

#### Notifications

Alert via speakers or tower lights if the rule is not followed.



#### Manager Alerts

Email notifications to managers for non-compliance.



#### HMI Control

Automatically lock HMI operations if the rule is not followed.



#### Data Collection

Accumulate and analyze non-compliance data.





# Advanced HMI

---

## The Power of Expandability

---

The Pro-face Advanced HMI is a high-performance HMI device designed to meet a wide range of industrial automation needs. It offers a variety of displays and boxes to suit different environments and applications. With its emphasis on expandability, the Advanced HMI provides flexibility for future system upgrades and customization. This makes it a versatile and adaptable solution for diverse industrial settings.

---



Advanced (Advanced / Standard / DIN Box)



# GP6000 Series

GP-ProEX

## Visualization System for Manufacturing Efficiency

A high-performance HMI device designed to meet a wide range of industrial automation needs. It offers a variety of displays and boxes to suit different environments and applications.

*Expandability*

### Advanced model(wide & 4:3)

Size	22" Wide	19" Wide	15" Wide	12" Wide	10" Wide	7" Wide
	15"	12.1"	10.4"	DINBOX		
I/F	LAN(Gigabit)	COM	USB(Type-A)	USB(micro-B)	SDXC	Expandable interface

### Standard model(4:3)

Size	12.1"	10.4"	7.5"	5.7"	
I/F	LAN(100MB)	COM	USB(Type-A)	USB(micro-B)	SDXC

## GP6000 Advanced Model

Coming Soon

Enables easy expansion, upgrades, and adaptability to various applications, reducing downtime and costs.



### Efficiency

- Performance
- PCAP + Glass Top
- High-Resolution, More Colors
- 1 to 1 -Compatibility
- Modular Design
- Guidance Features (PDF Viewer)
- Real-Time Monitoring
- Remote Monitoring

Smooth Touch Operation    Situation Awareness    Smart Migration    Effective Maintenance

### Sustainability

- Sustainable Packaging
- Green Material
- Energy Efficiency

### Flexibility

- Wide Lineup
- Common Display
- Selectable Touch Mode
- Separate-Installation
- Easy Add-on (I/F Expansion Units)
- Certifications

Optimize Control Panel    Expandable Architecture    Adapt special Environment

### Connectivity

- Network Segmentation (2 Ethernet Ports)
- IT Connectivity (OPC-UA Server) (Web Browser)
- Ready Made Use App(HMI Centric Architecture)

Data Optimization

## GP6000 Standard Model

Enhanced resolution and color make this model the perfect replacement for the GP4000-T, delivering superior performance and visual clarity.



### Efficiency

- Performance
- PCAP + Glass Top
- High-Resolution, More Colors
- 1 to 1 -Compatibility
- Modular Design
- Guidance Features (PDF Viewer)
- Real-Time Monitoring
- Remote Monitoring

Smooth Touch Operation    Situation Awareness    Smart Migration    Effective Maintenance

### Sustainability

- Sustainable Packaging
- Green Material
- Energy Efficiency

### Flexibility

- Wide Lineup
- Common Display
- Selectable Touch Mode
- Separate-Installation (I/F Expansion Units)
- Easy Add-on (I/F Expansion Units)
- Certifications /Nitrogen gas protection model (N2 model)

Optimize Control Panel    Expandable Architecture    Adapt special Environment

### Connectivity

- Network Segmentation (2 Ethernet Ports)
- IT Connectivity (OPC-UA Server) (Web Browser)
- Ready Made Use App(HMI Centric Architecture)

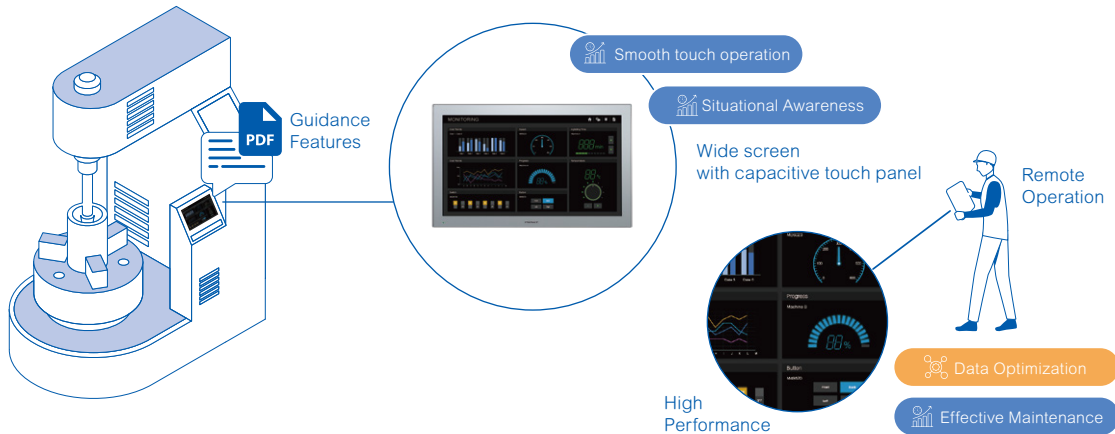
Data Optimization

# Use Cases - Advanced HMI Solution

The Pro-face Advanced HMI is a high-performance HMI device designed to meet a wide range of industrial automation needs. It offers a variety of displays and Modular Box and Expansion Module to suit different environments and applications. With its emphasis on expandability, the Advanced HMI provides flexibility for future system upgrades and customization. This makes it a versatile and adaptable solution for diverse industrial settings.

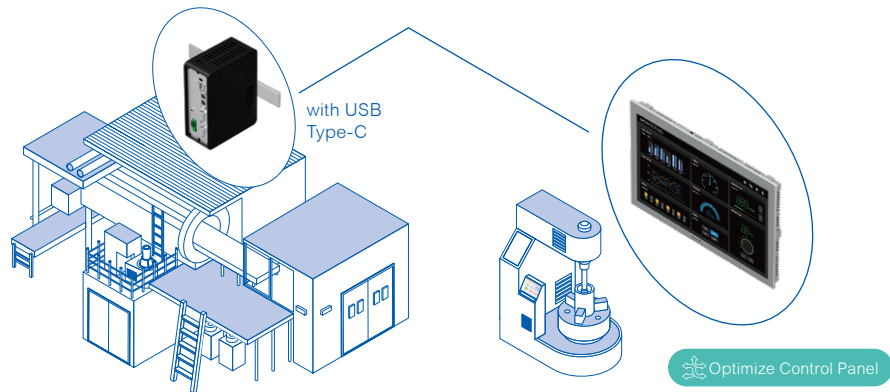
## Modernization and Efficiency

Modernize and enhance machine efficiency with cutting-edge display features, including **high-performance** HMIs and easy troubleshooting with **guidance features**.



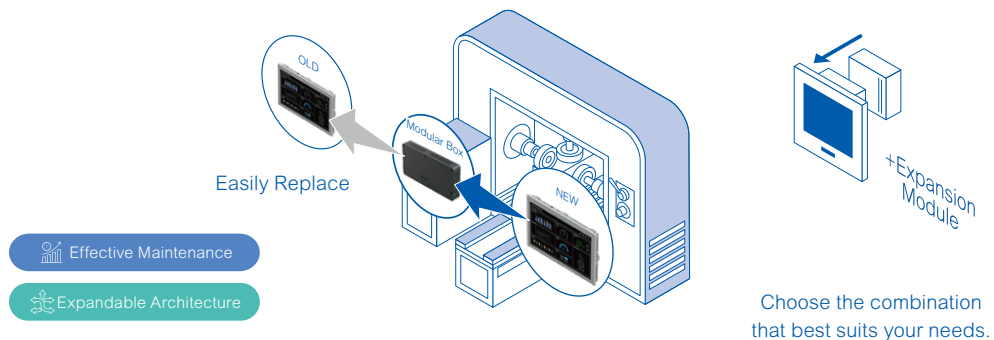
## Separate installation with USB Type-C

Designed for **harsh environments** (high vibration, high temperature, and high humidity), the separate installation with USB Type-C enables operations for large machinery, even at a distance from the controller.



## Flexible and Scalable Design

Easily replace the display (same size only) or box to **minimize downtime** and **reduce maintenance costs**. Optional expansion modules allow you to add functions or memory as needed — keeping initial costs low while enabling future upgrades.



# Standard Model Features

## Smart Migration

Modernize machines with minimum effort.

It's an easy upgrade with the same panel cut-out, display size, and interface configuration.

GP-Pro EX makes smart migration simple for your machine.



## Smooth touch operation

Improvement in operability with performance improvement.


Significant performance improvement compared to GP-4000T, delivering a stress-free experience with smooth operation.



## Situational awareness

Improved visibility for easier screen readability.

Dramatically enhanced screen clarity with 16 million colors, high resolution, and instantly accessible modern graphics.



## Effective Maintenance

Remote Monitoring via PC, Tablet, or Smartphone

Monitor HMI status anytime, anywhere.

Access machine data remotely from your PC, tablet, or smartphone.

- Tablet / Smartphone
- PC
- Dedicated app (iOS / Android)
- Pro-face Connect



# Pro-face Segmented Approach

Long-term reliability and peace of mind.




Specialized HMI for Nitrogen gas protection model (N2 model) -purged equipment, ensuring maximum explosion protection and operational cleanliness.

Why we use the Nitrogen gas protection model (N2 model) Model?



### Getting Dark

Nitrogen gas protection model (N2 model) -purged explosion protection may cause screen dimming due to chemical reactions.



### Overlay is Billowed

The front overlay may bulge due to the inner pressure, making operation difficult.

N<sub>2</sub>



Our solution with GP6000 Segmented Offer

Mechanical modifications prevent Nitrogen gas protection model (N2 model) from entering the HMI housing.

A vent filter is used to equalize pressure and prevent overlay bulging.

Ensures Equipment is Safe to Use in Explosive Atmospheres.

## Target Application

Gas Cabinet

Chiller

Chemical

Optical Cable

Scrubber Lead Frame

Oil & Gas



Coming Soon

# GPH6000 Series

GP-ProEX



## Enhance Operability by elevating Operability, Safety, and Adaptability

*Enhance Operability*

Focusing on enhancing operability, safety, and adaptability, the Handheld HMI GPH6000 Series is poised to redefine user experience in industrial environments.

Size	10" Wide (Capacitive)	7" Wide (Resistive)					
I/F	COM	LAN	USB	SD	Emergency Stop switch	Enabling switch	Key switch

## Operation Efficiency

### Visual Excellence

Enhanced Performance Display Capability and Rich Information

Enhanced performance and display capability, providing increased information for improved user experience.



### Effortless Operation

Cross-Shaped Key Design for Smooth Navigation

Enhanced operability with a Cross-shaped Key design for improved navigation and operation.



### Improved Operability

Empowering Function Keys

Improved operability with more function keys for enhanced user interaction.



## Support Safety Operation

### Clear Status Recognition

Illuminated Emergency Stop for Clear Status Recognition

Illuminated Emergency Stop Switch with good visibility for clear status recognition and improved safety.



## Enhanced Operational Adaptability

### Dual-Handed Flexibility

The handle design allows two hands for a secure grip or usability in tablet style with a one-handed grip.



## Secure Operation

### Designed with Helpful Switch Functionalities

A reliable and secure user experience with helpful switch functionalities.



## More Robust

### Environment Resistance

#### Wide Operating Temperature Range

Wide operating temperature range for increased adaptability in various environments.



### Remarkable Durability

#### Robust Housing and Non-Ledge Connector


A cable is designed to withstand shocks and bends, providing durability and performance.



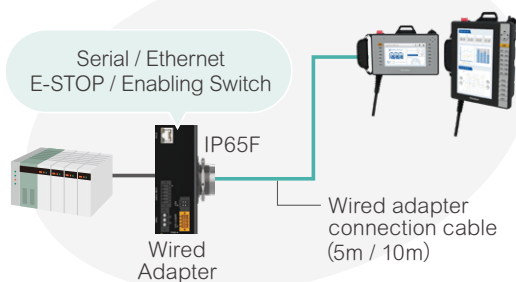
### Secure Hanging Solution

#### Wall Mounting and Magnet Support

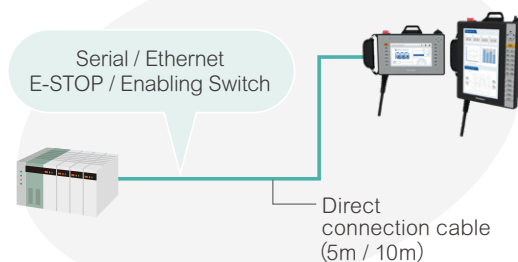
A user-friendly mounting adapter provides fast placement, easy setup, and peace of mind.



### Adapter (With Wired Adapter)



### Direct (Without Wired Adapter)



# GP6000 Lineup / Specification

## Standard Model



For more information



		N2 Model							
		PFXGP6600TADFZ26	PFXGP6600TAD PFXGP6600TADC PFXGP6600TAA	PFXGP6600TMD PFXGP6600TMA	PFXGP6500TAD PFXGP6500TADC PFXGP6500TAA	PFXGP6500TMD PFXGP6500TMA	PFXGP6400TAD	PFXGP6300TAD	
N2 Protection *1		Yes		-					
Display Size		12.1"			10.4"		7.5"	5.7"	
Display colors		16 million colors					262,144 colors		
Touch panel type		Resistive film (analog)		Resistive film (matrix)	Resistive film (analog)	Resistive film (matrix)	Resistive film (analog)		
Touch points		Single touch		Multi-touch (two-point touch)	Single touch	Multi-touch (two-point touch)	Single touch		
Resolution		1,024 x 768 (XGA)			800 x 600 (SVGA)		640 x 480 (VGA)		
Application memory	Editor : GP-Pro EX	Media	eMMC Flash						
		Screen area	64MB						
		User font area	8MB						
		Logic program area	132KB (Equivalent to 15,000 steps)						
		Free space	-						
	Removable system	-							
Backup memory	Editor : GP-Pro EX	Screen area	NVRAM 320 KB						
		Variable area	NVRAM 64 KB						
	Battery	Lithium metal battery (Replaceable) for clock data backup							
Interface	COM	RS-232C x 1, RS-422 / 485 x 1 Connector : D-Sub 9-pin (plug)							
	Ethernet	IEEE802.3i / IEEE802.3u, 10BASE-T / 100BASE-TX, Connector : Modular jack (RJ-45) x 2							
	USB (Type A)	USB 2.0 (Type A) x 1							
	USB (micro-B)	USB 2.0 (micro-B) x 1							
	SD card	SD/SDHC/SDXC, UHS-I supported x 1							
Input voltage		24 Vdc							
Structure		IP65F, UL 50/50E (not categorized)	IP65F, UL 50/50E, Type 1, Type 4X (indoor use only), Type 12, and Type 13 (on the front panel when properly installed in an enclosure)						
Certifications *2		CE, UKCA, cULus, cULusC1D2, KC, ATEX/IECEX, KCs<(T-Code)>, T6>, CCCex, RCM	CE, cULus, RCM, KC, UKCA, cULus C1D2, ATEX/IECEX, KCs, CCCex, Marine *cULus C1D2, ATEX/IECEX, KCs, CCCex, Marine: only DC Model						

\*1 A structure that can mechanically block the ingress of nitrogen (N2) and withstand internal pressure.

\*2 Please check the webpage for the latest certification



Advanced (Modular HMI)



# SP5000 Series

GP-ProEX

## Flagship model achieving high performance and robust network security

The SP5000 series is an HMI that provides information quickly and efficiently, and promotes "smartification" of your factories.

Size	19" Wide	15" Wide	12" Wide	10" Wide	7" Wide	15"	12"	10"
I/F	COM	LAN	USB	SD	CFast	DVI-D		

*Performance*

## Module Configuration

SP5000's module structure makes it easy to change display size according to customer demands. No configuration changes to the project file are required, and display boxes can be easily converted. Premium Display also supports automatic screen scaling.



## Improve Maintenance efficiency

Modular construction and storage mounts included for the main unit make maintenance easy to perform with SP5000 in a short amount of time. For example, by replacing the display unit alone or just the box, you can eliminate the costs for spare parts.

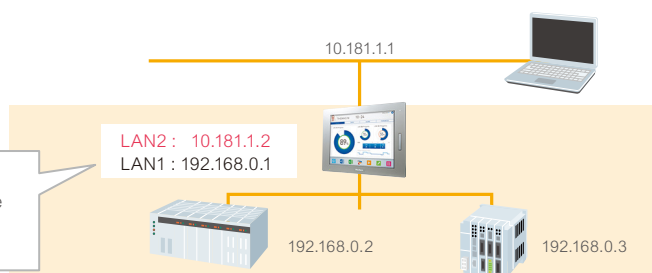


## Network segmentation

All displays of SP5000 series have two Ethernet I/F ports as standard. The IP address is changed on the SP5000 at delivery.



Only the IP LAN2 address within the office network is changed.





Advanced (Outdoor HMI)



# SP5000X Series

GP-ProEX

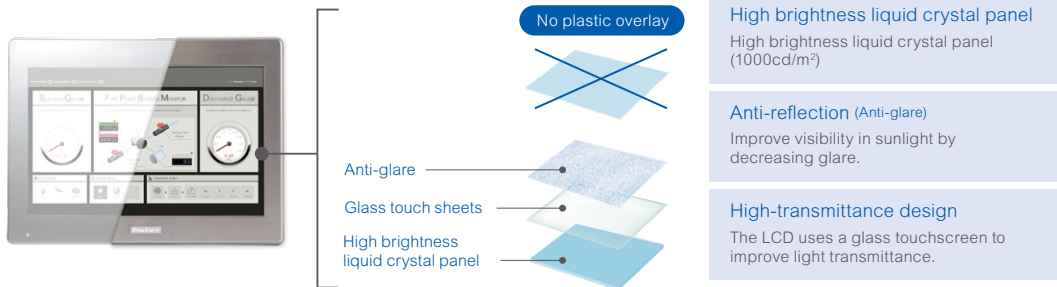
An outdoor HMI that is visible in sunlight and withstands extreme environments

SP5000X is suitable for multiple applications under harsh environmental conditions including use in special purpose vehicles such as firetrucks and construction equipment; parking lots and gas stations; and the oil and gas industry.

Size	15" Wide	12" Wide	7" Wide	
I/F	COM	LAN	USB	SD

Extreme

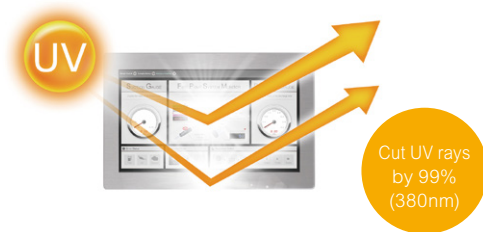
## Sunlight Readable



## Robustness

### UV Protection

UV protection is improved by replacing plastic parts exposed to sunlight with metal or glass, reducing deterioration.



## Environmental Resistance



### Vibration and Shock Resistance

We do apply IEC60068-2-6 or IEC60068-2-27 in stead of IEC61131-2 test which is typically used for factory automation devices. Because they are more suitable for earth moving machines, or generators or compressors which use engines to operate machines.

\* Display Module : 7" w and 12" w: 2G / 40G, 15" w: 1G / 15G  
Box Module : follow the connected Display Module.



### Operating temperature: -30°C to 70°C

Can be used in harsher environments without the need for anti-frost heaters or fans and cooling systems.

\* Display Module : 7" w: -30 to 65°C, 12" w: -30 to 70°C, 15" w: -20 to 60°C  
Box Module : follow the connected Display Module.



### Dust and waterproof

Compatible with IP66F, IP67F, Type 4X Rated for indoor and outdoor use in harsh environmental conditions.

# SP5000 Lineup / Specification



For more information



Display Modules	Premium Display					Advanced Display			
	SP-5800WC	SP-5700WC	SP-5700TP	SP-5600TP	SP-5500TP	SP-5600TA	SP-5600WA	SP-5500WA	SP-5400WA
Model No.	PFXSP 5800WCD	PFXSP 5700WCD	PFXSP 5700TPD	PFXSP 5600TPD	PFXSP 5500TPD	PFXSP 5600TAD	PFXSP 5600WAD	PFXSP 5500WAD	PFXSP 5400WAD
Display Size	19" wide	15" wide	15"	12"	10"	12"	12" wide	10" wide	7" wide
Resolution	1,366 x 768 (FWXGA)		1,024 x 768 (XGA)		800 x 600 (SVGA)	1,024 x 768 (XGA)	1,280 x 800 (WXGA)		800 x 480 (WVGA)
Display colors	16 million colors					262,144 colors			
Touch Panel Type	Projected Capacitive (5 points multi-touch)		Resistive Film (analog, 2 points multi-touch)			Resistive Film (analog)			
Front USB	Yes					-			
Brightness Sensor	Yes					-			
Auto Scaling	Yes					-			
Input voltage	12 to 24 Vdc								
Structure	IP65F, IP67F, Type 1								
Certifications *1	CE, UL / cUL, UKCA, UL / cUL for Haz Loc, UKEX, RCM, KC, EAC, Marie, RoHS, WEEE								

\*1 Please check the webpage for the latest certification

Box Modules			Open Box	Power Box	Standard Box
Model No.			SP-5B41	SP-5B10	SP-5B00
Model No.			PFXSP5B411 / PFXSP5B412	PFXSP5B10	PFXSP5B00
Memory	Application memory	Media	CFAST Card	SD Card	FLASH EPROM
		Screen Area	64MB		
		User Font Area	No Upper Limit	8MB	
		Logic Program Area	None	132KB	
	Removable System		Yes		-
	Backup memory	Screen Area	NVRAM 320KB or CFAST / SD Card (storage) 5MB	NVRAM 320KB	
		Variable Area	NVRAM 64KB		
Battery		None*1			
Interface	COM	RS-232C / 422 / 485 x 2 Connector : D-Sub 9-pin (plug)		RS-232C x 1, RS-422 / 485 x 1 Connector:D-Sub 9-pin (plug)	
	Ethernet	IEEE802.3i / IEEE802.3u / IEEE802.3ab, 10 BASE-T / 100 BASE-TX / 1000BASE-T, Connector: Modular jack (RJ-45) x 2			
	USB (Type A)	USB 2.0 (Type A) x 3	USB 2.0 (Type A) x 2		
	USB (mini-B)	USB 2.0 (mini-B) x 1			
	SD card	SD Card Slot (Storage) x 1	SD Card Slot (System) x 1 SD Card Slot (Storage) x 1	SD Card Slot (Storage) x 1	
	Expansion unit	-	Fieldbus Unit x 1 (PROFIBUS / J1939 / CANopen / FLEX NETWORK)		-
	Sound output	Speaker Output : 300mW or more, LINE Output : 1.4Vp-p Connector : 2-piece terminal block (AUX) x 1	Speaker Output : 300mW or more, LINE Output : 1.4Vp-p Connector : 2-piece terminal block (AUX) x 1		-
	AUX output	Alarm Output or Buzzer Output x 1	Alarm Output or Buzzer Output x 1 Rated Voltage: 24 Vdc, Rated Current: 50 mA or less Connector: 2-piece terminal block (AUX) x 1		-

\*1 When no power is supplied for 100 days or more, it's necessary to additionally mount this option item to retain RTC (clock data).

# SP5000X Lineup / Specification

For more information



Display Modules	SP-5790WA	SP-5690WA	SP-5490WA
Model No.	PFXSP5790WA / PFXSP5790WADF0H	PFXSP5690WA / PFXSP5690WADF0H	PFXSP5490WA / PFXSP5490WADF0H
Display Size	15.6" wide	12.1" wide	7" wide
Resolution	1,366 x 768 (FWXGA)	1,280 x 800 (WXGA)	800 x 480 (WVGA)
Display colors	262,144 colors		
Touch Panel Type	Resistive Film (analog)		
UV Resistance	Cutoff: 99% or more (380 nm)		
Surrounding Air Temperature	-20 to +60 °C [-4 to 140 °F]	-30 to +70 °C [-22 to 158 °F]	-30 to 65 °C [-22 to 149 °F]
Corrosive gases	Free of corrosive gases Harsh environment model (Model numbers ending with "F0H") : IEC/EN 60721-3-3 Class 3C3		
Dust	0.1 mg/m3 (10-7 oz/ft3) or less (non-conductive levels)		
Shock resistance	12 to 24 Vdc		
Input voltage	12 to 24 Vdc		
Structure	IP66F, IP67F, Type 4X (indoor and outdoor use), Type 12, Type13 *1		
Certifications *2	CE, UL/cUL, UKCA, UL/cUL for Haz Loc, UKEX, RCM, KC, EAC, IECEx / ATEX, RoHS, WEEE		

\*1 Check the model number and product version (PV) on the product label. If the product version is "PV: 01" and only with one of the following model numbers, the protection level is IP66F. Model number: PFXSP5490WAD, PFXSP5690WAD

\*2 Please check the webpage for the latest certification

## Box Modules

Model No.			SP-5B90
Model No.			PFXSP5B90
Memory (When using GP-Pro EX)	Application memory	Media	SD Card
		Screen Area	64MB
		User Font Area	8 MB
		Logic Program Area	132KB
	Removable System		Yes
	Backup memory	Screen Area	NVRAM 320KB
		Variable Area	NVRAM 64KB
	Battery		None*1
Interface	COM		RS-232C / 422 / 485 x 2 Connector: D-Sub 9-pin (plug)
	Ethernet		IEEE802.3i / IEEE802.3u / IEEE802.3ab, 10 BASE-T / 100 BASE-TX / 1000BASE-T, Connector : Modular jack (RJ-45) x 2
	USB (Type A)		USB 2.0 (Type A) x 2
	USB (mini-B)		USB 2.0 (mini-B) x 1
	SD card		SD Card Slot (System) x 1 SD Card Slot (Storage) x 1
	Expansion unit		Fieldbus Unit x 1 (PROFIBUS / J1939 / CANopen / FLEX NETWORK)
	Sound output		Speaker Output : 300mW or more, LINE Output : 1.4Vp-p Connector : 2-piece terminal block (AUX) x 1
	AUX output		Alarm Output or Buzzer Output x 1 Rated Voltage : 24 Vdc, Rated Current : 50 mA or less Connector : 2-piece terminal block (AUX) x 1

\*1 If the unit is powered off for 100+ days, the optional item must be mounted to retain RTC (clock) data.



# Basic HMI

---

Efficiency and Simplicity  
at Your Fingertips

---

Pro-face Basic HMI offers a streamlined design and essential functions, making it a cost-effective solution for basic industrial applications. It combines intuitive visualization with clean aesthetics—ideal for simple machine operations. To meet evolving needs, the Basic HMI also supports IIoT integration and enhanced cybersecurity, helping you stay connected and secure.

---



Basic HMI (Standard)



# ST6000 Series

BLUE

GP-ProEX



## Achieve advanced visualization with the new-generation Basic HMI

*New Visualization*

The ST6000 Series redefines Basic HMI with a level of visualization unmatched by conventional models.

Wide	Size	15" Wide	12" Wide	10" Wide	7" Wide	10.4"	5.7"	I/F	COM	LAN	USB
4:3	Size	10.4"	5.7"	I/F	COM	LAN	USB	SD			

## Refined

An innovative HMI with a sophisticated design that transforms simple machines.

### 16 Million Colors



Achieve the previously unimaginable and bring displays to life with 16 million colors.

### Attractive aesthetics



The sleek metal frame adds a premium touch —ideal for machines where design matters.

### Better Graphics and Font




Display beautiful fonts with anti-aliasing. Customize gradation and transparency to meet your needs.

\*only BLUE supports

# Simple & Easy

The simple design and interface help increase productivity and efficiency.



**Easy Migration** **GP-ProEX**

Panel cut-out compatibility

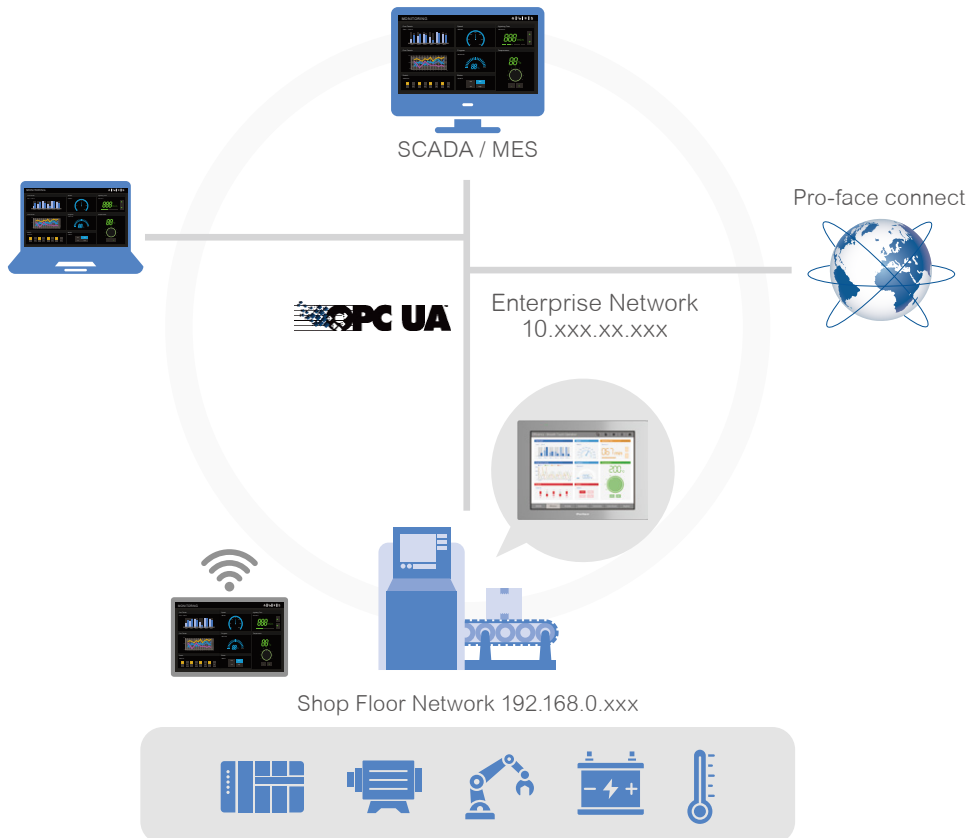
Easily reuse existing project data thanks to shared GP-Pro EX software.

Minimum modification to install new HMI (Compatible Interface)



# Connected & Secured

Seamless and secure connectivity with a wide range of devices — enhancing flexibility and system value.





# STM6000 Series

BLUE  
GP-ProEX



Optimize operations and machine information.

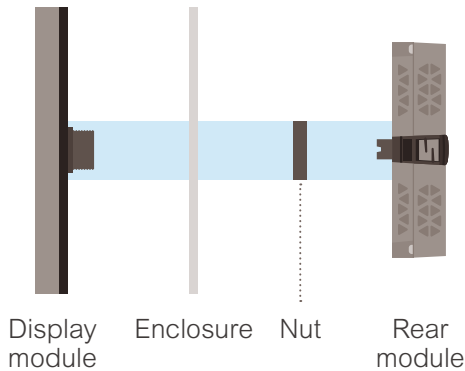
STM6000 can be installed quickly without tools using a unique push-button system through a 22 mm circular hole.

*Installation*

Size	7" Wide	4" Wide	
I/F	COM	LAN	USB

## Easy & Fast Installation

No tools required — the push-button mechanism enables fast and easy installation via a 22 mm circular cutout.



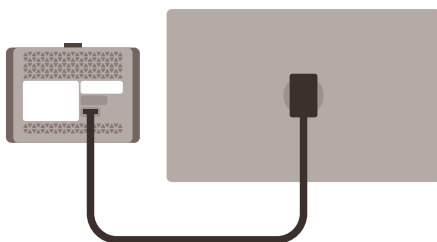
**Compare build time**

Standard HMI, cut-out	STM6000 φ22mm circular hole
05:01:00	04:57:13

[Learn more](#)

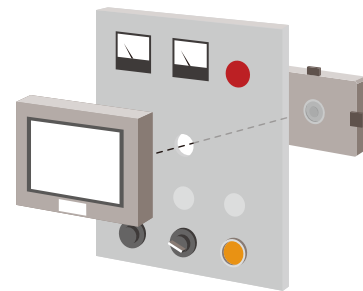
## Flexible Installation

Thanks to its modular design, the product can be separated for specific applications (e.g. limited space, heat, or vibration). Cable accessories (3m, 5m, 10m) allow the display to be mounted on a panel door and the rear module on a DIN rail using a dock station adapter.



## Easy Maintenance

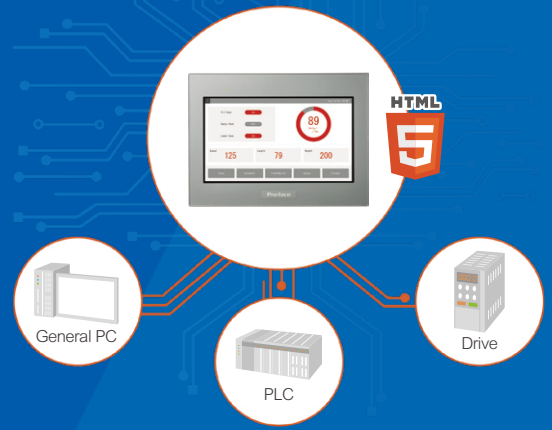
Front and rear modules can be replaced individually for easier maintenance.





# STW6000 Series

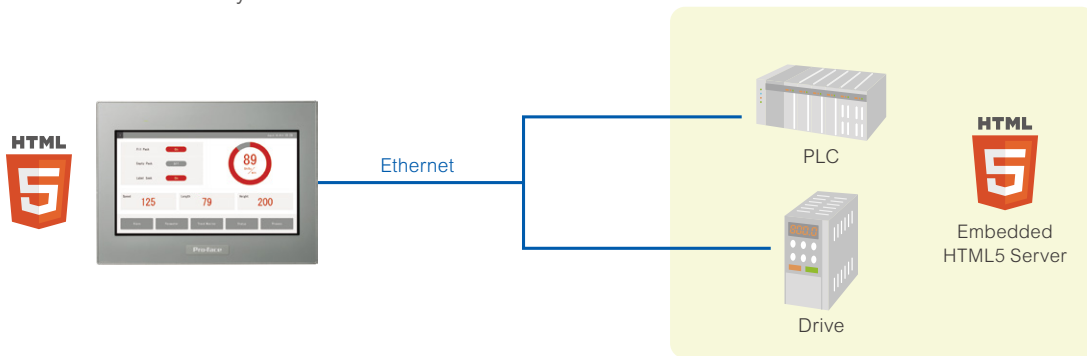
Many industrial devices support HTML5, enabling display on PCs, tablets, and smartphones. As a Web HMI, the STW6000 easily displays HTML5 content from multiple devices. With its superior display quality, easy maintenance, and robust design, it's the ideal solution for smart machine visualization in factory environments.



Size	15" Wide	12" Wide	10" Wide	7" Wide	4" Wide
I/F	LAN	USB			

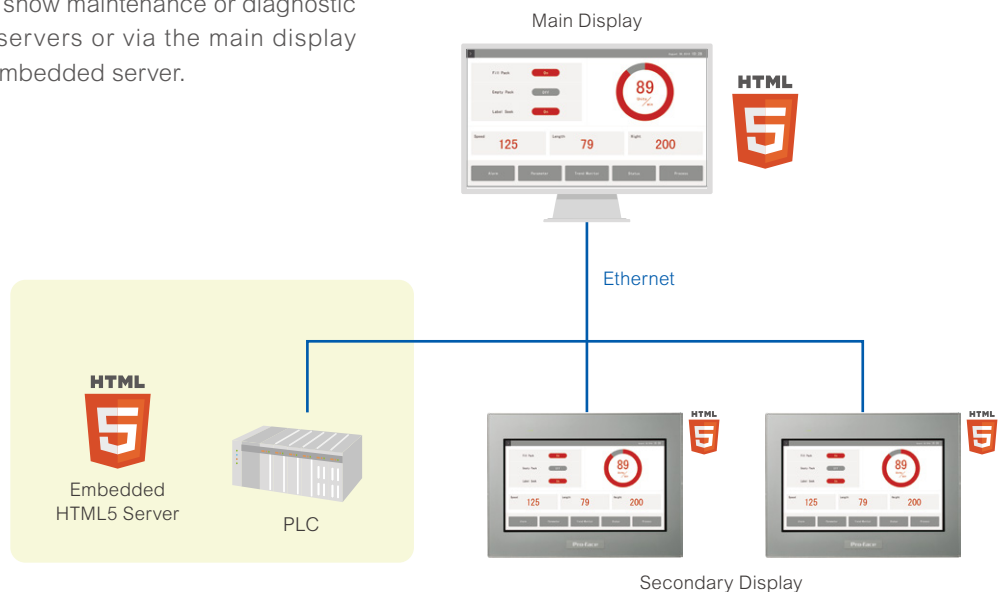
## Ready to use, no application to download

The panel with HTML5 Browser function enables:  
 Swipe from the top of the screen to access the title bar and full navigation.  
 Access configuration menus for multiple servers and Web HMI settings.  
 Visualize all web content of any HTTP servers on industrial devices.



## Secondary Cost-effective Display

A secondary display can show maintenance or diagnostic data directly from PLC servers or via the main display when equipped with an embedded server.





# STC6000 Series

GP-ProEX



## All-in-one solution for saving space and boosting engineering efficiency

A hybrid HMI with built-in control functionality. Combines PLC features and operator interface in one integrated software and hardware platform—maximizing space efficiency and engineering productivity.

Size	5.7"					
I/F	COM	LAN	USB	DIO	AIO	EtherNet/IP

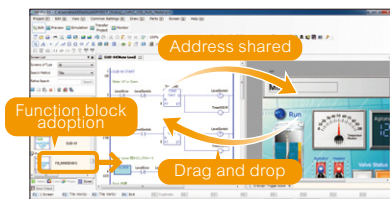
*Efficiency*

## Connect your systems effortlessly and streamline your architecture with the STC6000

Say goodbye to complex setups and hello to simplified integration. Save valuable time and resources while achieving optimal performance.

 <p>Sink / Source</p> <p>STC6000 Series</p> <p>5.7" / VGA 262K colors</p>	Built-in I/O	DIO	Inputs : 16 Outputs : 16	High-Speed Counter / Pulse Catch Input •Single phase (4-point) •2 phase (1-point or 2-point)	Pulse / PWM Output 4-point
	Rear mounting	TM3	 TM3(Max 2 units)		
	Extension mounting	TM3	 Transmitter (TM3XTRA1)      Receiver (TM3XREC1)      TM3 (Max 8 units)		
	EtherNet/IP	EtherNet/IP Scanner	 TM3BC      (Max 32 adapters)		3rd Party Devices (Max 32 adapters)

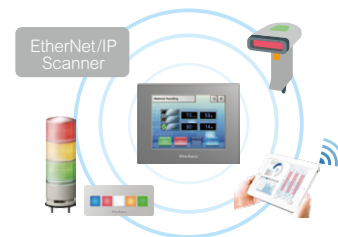
### Simple & Easy



#### Engineering Time Saver

Screens and logic programs can be edited with the same software, and the same addresses or user-defined control symbols can be shared for screen parts and logic elements with drag-and-drop operation.

### Connected & Secured



#### The Power of Expandability

High connectivity with rich interfaces and user-friendly protocols allowing you to connect various devices with ease. Strong support for OT – IT integration and remote maintenance.





Basic HMI + Control / 22mm Hole Mounting



# LT4000M Series

GP-ProEX

## Flexible installation using a circular hole or built-in I/O

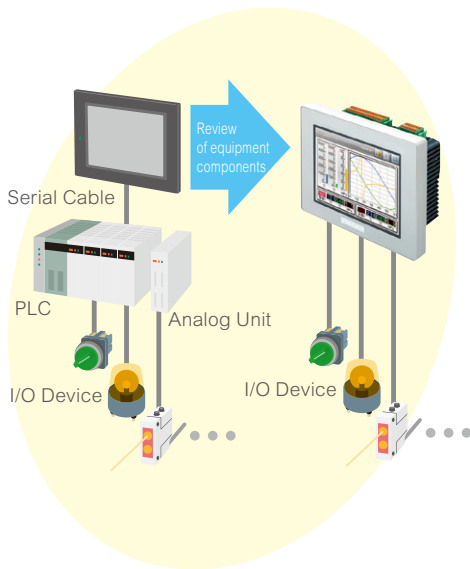
Since launching the world's first display-integrated controller (CGP model) in 1996, we've earned a reputation for helping customers save space and reduce equipment costs.

*Flexible*

Size	5.7"	3.5"					
I/F	COM	LAN	USB	DIO	AIO	CANopen	

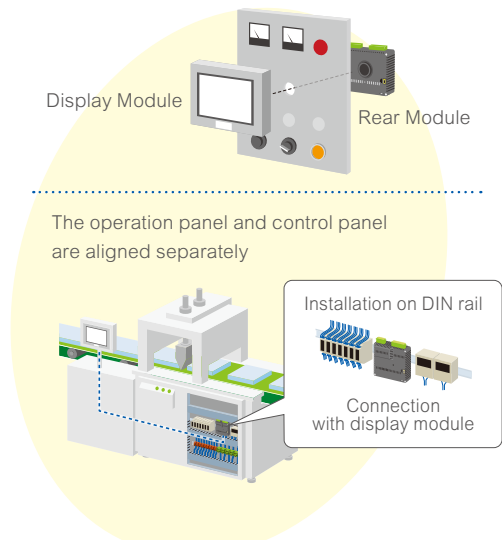
## Simple design without PLC

Connectivity with a range of devices.



## Easy to create control panels

Easily retrofittable, requiring only 22φ circular mounting holes



Product Name	Length	Model No.
Display module	3m	PFXZXMADSM31
/Rear module separation cable	5m	PFXZXMADSM51

## Create systems with reduced wiring using remote I/O.

Supports the CANopen European standard. Enables master-slave communication with compatible remote I/O units.





Compact HMI



# GP4100 Series

GP-ProEX



## Compact size. Full Pro-face performance

The compact GP4100 Series Color HMI combines high specifications, versatile software compatibility, and robust connectivity—now part of our expanding product lineup. Its display area is twice as large, with eight times the resolution of the monochrome model. Designed for the IoT era, it supports network-based data collection and remote device monitoring via tablet.

Size 4.3"

*Compact*

## Small-sized HMI without compromising visibility or functionality

With a resolution of 480 x 272 pixels, information is finely displayed despite the limitations of space.

And more... **65,536** color display

Same panel cutout as monochrome model



Monochrome model(GP-410\*\*)

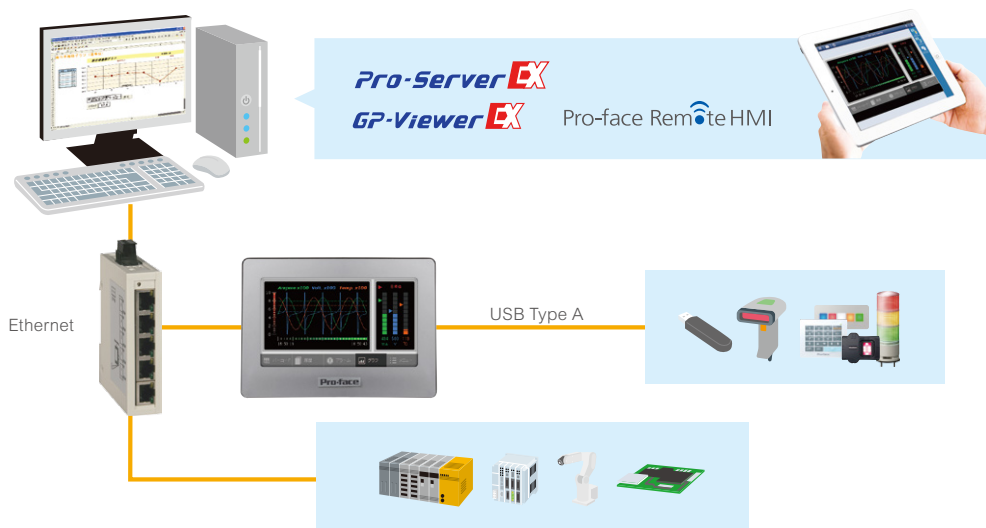


Panel cut adapter

(Model: PFXZCFAD31)

## Connectivity with a range of devices

This product allows you to collect data and monitor everything remotely using a tablet.



# ST6000 Lineup / Specification



For more information



		ST-6700WA	ST-6600WA	ST-6500WA	ST-6400WA	ST-6200WA	ST-6500T	ST-6300T		
Model No. (Softwre : BLUE)		PFXST6700WAD	PFXST6600WAD	PFXST6500WAD	PFXST6400WAD	PFXST6200WAD	-	-		
Model No. (Softwre : GP-Pro EX)		PFXST6700WADE	PFXST6600WADE	PFXST6500WADE	PFXST6400WADE	PFXST6200WADE	PFXST6500TADE	PFXST6300TADE		
Display Size		15.6" wide	12.1" wide	10.1" wide	7" wide	4.3" wide	10.4"	5.7"		
Resolution		1,366 x 768 (FWXGA)	1,280 x 800 (WXGA)	1,024 x 600 (WSVGA)	800 x 480 (WVGA)	480 x 272 (WQVGA)	800 x 600 (SVGA)	640 x 480 (VGA)		
Display colors		16 million colors						262,144 colors		
Touch Panel Type		Resistive Film (analog)								
Memory (When using BLUE)	Application memory	FLASH EPROM 128MB					-			
	Removable System	-								
	Backup memory	NVRAM 500KB					-			
	Battery	Replaceable battery / Primary battery for clock data backup					-			
Memory (When using GP-Pro EX)	Application memory	Media	FLASH EPROM							
		Screen Area	64MB							
		User Font Area	8 MB							
		Logic Program Area	132KB							
	Removable System	-								
	Backup memory	Screen Area	NVRAM 320KB							
		Variable Area	NVRAM 64KB							
	Battery	Replaceable battery / Primary battery for clock data backup								
Interface	COM	RS-232C x 1, RS-422 / 485 x 1 Connector : D-Sub 9-pin (plug)				RS-232C / 422 / 485x1 Connector : D-Sub 9-pin (plug)	RS-232C x 1, RS-422 / 485 x 1 Connector: D-Sub 9-pin (plug)			
	Ethernet	IEEE802.3i / IEEE802.3u, 10BASE-T / 100BASE-TX, Connector : Modular jack (RJ-45) x 2				IEEE802.3i / IEEE802.3u, 10BASE-T / 100BASE-TX, Connector : Modular jack (RJ-45) x 1	IEEE802.3i / IEEE802.3u, 10BASE-T / 100BASE-TX, Connector: Modular jack (RJ-45) x 1			
	USB (Type A)	USB 2.0 (Type A) x 1								
	USB (micro-B)	USB 2.0 (micro-B) x 1								
Input voltage		24 Vdc								
Structure		IP65F, Type 1, Type 4X (indoor use only), Type 13								
Certifications *1		CE, UL and cUL, UKCA, RCM, KC, EAC, RoHS, WEEE					CE, UL, cULus, cULus Class 1 Division 2, RMC, KC, EAC, EU RO MR, ClassNK, ATEX/IECEX, RoHS, WEEE			

\*1 Please check the webpage for the latest certification

# STM6000 Lineup / Specification



For more information



		STM-6400WA	STM-6200WA	
Model No. (Softwre : BLUE)		PFXSTM6400WAD	PFXSTM6200WAD	
Model No. (Softwre : GP-Pro EX)		PFXSTM6400WADE	PFXSTM6200WADE	
Display Size		7.0" wide	4.3" wide	
Resolution		800 x 480 (WVGA)	480 x 272 (WQVGA)	
Display colors		16 million colors		
Touch Panel Type		Resistive Film (analog)		
Memory (When using BLUE)	Application memory	FLASH EPROM 128MB		
	Removable System	-		
	Backup memory	NVRAM 500KB		
	Battery	Unreplaceable battery by the customer / Primary battery for clock data backup		
Memory (When using GP-Pro EX)	Application memory	Media	FLASH EPROM	
		Screen Area	64MB	
		User Font Area	8 MB	
		Logic Program Area	132KB	
	Removable System	-		
	Backup memory	Screen Area	NVRAM 320KB	
		Variable Area	NVRAM 64KB	
	Battery	Unreplaceable battery by the customer / Primary battery for clock data backup		
Interface	COM	RS-232C / 422 / 485 x 1		
	USB (Type A)	USB 2.0 (Type A) x 1		
	USB (micro-B)	USB 2.0 (micro-B) x 1		
	Ethernet	IEEE802.3i / IEEE802.3u, 10BASE-T / 100BASE-TX, Connector: Modular jack (RJ-45) x 2		
Input voltage		24 Vdc		
Structure		IP65F, UL 50/50E, Type 1, Type 4X (indoor use only), Type 12, Type 13		
Certifications *1		CE, cULus, cULus Class 1 Division 2, RCM, KC, EAC, Marine, RoHS, WEEE		

\*1 Please check the webpage for the latest certification

# STW6000 Lineup / Specification



For more information



	STW-6700WA	STW-6600WA	STW-6500WA	STW-6400WA	STW-6200WA
Model No.	PFXSTW6700WAD	PFXSTW6600WAD	PFXSTW6500WAD	PFXSTW6400WAD	PFXSTW6200WAD
Display Size	15.6" wide	12.1" wide	10.1" wide	7" wide	4.3" wide
Resolution	1,366 x 768 (FWXGA)	1,280 x 800 (WXGA)	1,024 x 600 (WSVGA)	800 x 480 (WVGA)	480 x 272 (WQVGA)
Display colors	16 million colors				
Touch Panel Type	Resistive Film (analog)				
CPU	ARM Cortex A8 800MHz				
Browser	Chromium Browser				
Interface	Ethernet	IEEE802.3i / IEEE802.3u, 10BASE-T / 100BASE-TX, Connector : Modular jack (RJ-45) x 2		IEEE802.3i / IEEE802.3u, 10BASE-T / 100BASE-TX, Connector : Modular jack (RJ-45) x 1	
	USB (Type A)	USB 2.0 (Type A) x 1			
Input voltage	24 Vdc				
Structure	IP65F, Type 1, Type 4X (indoor use only), Type 13				
Certifications *1	CE,CE, UL and cUL, UKCA, RCM, KC, EAC, RoHS, WEEE				

\*1 Please check the webpage for the latest certification

# STC6000 Lineup / Specification



For more information



	STC-6300TA		
Model No.	PFXSTC6300TADDKE (Digital output sink type) / PFXSTC6300TADDCE(Digital output source type)		
Display Size	5.7"		
Resolution	640 x 480 (VGA)		
Display colors	262,144 colors		
Touch Panel Type	Resistive film (analog)		
Memory (When using GP-Pro EX)	Application memory	Media	FLASH EPROM
		Screen Area	64MB
		User Font Area	8 MB
		Logic Program Area	132KB
	Removable System	-	
	Backup memory	Screen Area	NVRAM 320KB
Variable Area		NVRAM 64KB	
Battery	Replaceable battery / Primary battery for clock data backup		
Interface	COM	RS-232C / 422 / 485 x 1 Connector : D-Sub 9-pin (plug)	
	USB (Type A)	USB 2.0 (Type A) x 1	
	USB (micro-B)	USB 2.0 (micro-B) x 1	
	Ethernet	IEEE802.3i / IEEE802.3u, 10BASE-T / 100BASE-TX, Connector : Modular jack (RJ-45) x 1	
Built-in I/O	DIO : Inputs : 16 / Outputs : 16 High-Speed Counter / Pulse Catch Input : Single phase (4-point) / 2 phase (1-point or 2-point) / Pulse / PWM Output : 4-point		
External I/O	Rear mounting : Modicon TM3 Module: Max 2 units / Extension mounting: Modicon TM3 Module : Max 8 units *Required Transmitter(TM3XTRA1) and Receiver(TM3XREC1)		
Input voltage	24 Vdc		
Structure	IP65F, Type 1, Type 4X (indoor use only), Type 13		
Certifications *1	CE, UL, cULus, cULus Class 1 Division 2, RMC, KC, EAC, ATEX/IECEX, RoHS, WEEE		

\*1 Please check the webpage for the latest certification

# LT4000M Lineup / Specification



For more information



	LT-4301TM		LT-4201TM	
Model No.	PFXLM4301TADD*	PFXLM4301TADA*	PFXLM4201TADD*	PFXLM4201TADA*
Display Size	5.7"		3.5"	
Rated Input Voltage	24Vdc			
Control	DIO	AIO+DIO	DIO	AIO+DIO
Resolution	320 x 240 (QVGA)			
Touch Panel Type	Resistive Film (analog)			
Application Memory	16MB			
Backup Memory	NVRAM 128KB			
Logic program area	FLASH EPROM 132KB			
Variable area	NVRAM 64KB			
Interface	RS-232C / 485 x 1 Ethernet x 1 USB (Type A) x 1 USB (mini B) x 1 CANopen (Master) x 1			
Structure	IP65F			
Built-in DIO (Input)	20 points (configurable 2 x High Speed counter / Pulse catch or 1 Up / Down High Speed Counter)	12 points (configurable 2 x High Speed counter / Pulse catch or 1 Up / Down High Speed Counter)	20 points (configurable 2 x High Speed counter / Pulse catch or 1 Up / Down High Speed Counter)	12 points (configurable 2 x High Speed counter / Pulse catch or 1 Up / Down High Speed Counter)
Built-in DIO (Output)	12 points (configurable 2 x PWM / Pulse)	8 points (configurable 2 x PWM / Pulse)	12 points (configurable 2 x PWM / Pulse)	8 points (configurable 2 x PWM / Pulse)
Built-in AIO (Input)	0 points	4 points (Voltage / Current x 2 - Temperature input x 2 included)	0 points	4 points (Voltage / Current x 2 - Temperature input x 2 included)
Built-in AIO (Output)	0 points	2 points (Voltage / Current x 2)	0 points	2 points (Voltage / Current x 2)

# GP4100 Lineup / Specification



For more information



	GP-4114T	GP-4115T	GP-4115T3	GP-4116T
Model No.	PFXGP4114T2D	PFXGP4115T2D	PFXGP4115T3D	PFXGP4116T2D
Display Size	4.3"			
Rated Input Voltage	12...24 Vdc			
Resolution	480 x 272 (WQVGA)			
Touch Panel Type	Analog			
Application Memory	8MB			
Backup Memory	FLASH EPROM 128KB		NVRAM 320KB	FLASH EPROM 128KB
Interface	Ethernet x 1 USB (Type A) x 1, USB (mini B) x 1	RS-232C x 1 USB (Type A) x 1, USB (mini B) x 1		RS-422/485 x 1 USB (Type A) x 1 USB (mini B) x 1
Structure	IP65F			



# Entry HMI

---

Keeping the essential  
with improved visualization

---

The ET6000 Series offers essential functionality and ensures easy migration thanks to software and hardware compatibility. Enhance your machine with practical features and solid performance based on the HMI Centric concept.

---



Entry HMI



# ET6000 Series

GP-ProEX



## Enough visualization

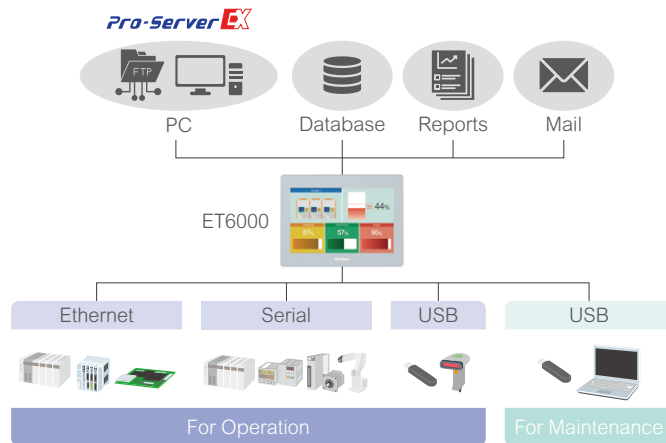
Entry HMI is designed for specific markets and focuses on machine visualization and operability, with more limited functionality than the Basic models. Please get in touch with your local Pro-face Office to confirm availability and support in your Country.

*Good enough*

Size	15" Wide	12" Wide	10" Wide	7" Wide
I/F	COM	LAN	USB	

## Optimized Data Integration

Rich interface and various protocols support Pro-face connectivity.



## Best-in-Class Visualization

High resolution & More color+Modern parts and right enough memory size for more images to create nice looking screens.



## Operational Efficiency

Bigger screen has more capability to display more information



## Reliability



Security checking at CPU level against basic intentional attacks



Partially coated against high humidity and dust as a standard

## Efficient Maintenance

Achieve efficient maintenance and reduce downtime of the Machine.



GP-Viewer EX

Pro-face Remote HMI

Model No.	PFXET6400WAD	PFXET6500WAD	PFXET6600WAD	PFXET6700WAD
Display Size	7.0" wide (800 × 480)	10.1" wide (1,024 × 600)	12.1" wide (1,280 × 800)	15.6" wide (1,366 × 768)
Touch Panel	16 million colors White LED 16 level brightness control			
Interface	Type : resistive film (analog) / Single touch / Service life : 1,000,000 times or more			
Memory	COM1 : RS-232C, COM2 : RS-422 / 485, Ethernet : IEEE802.3i / IEEE802.3u, 10BASE-T / 100BASE-TX × 1, USB : Type A × 1, micro-B × 1		Application memory : 64MB Backup memory : 128KB	
Certifications	IP65, CE, UL, KC			IP65, Type 4X, CE, UL, KC
Ambient air temperature	0...50 °C (32...122 °F)			



# Edge Box

---

Easy and efficient OT/IT connectivity  
for diverse industrial needs

---

Pro-face Edge Box is a powerful solution designed to bring intelligence and connectivity to the edge of your industrial operations. It seamlessly integrates various industrial systems, allowing you to gather, visualize, and utilize data from multiple sources. Its compact and rugged box design ensures reliable performance in harsh industrial environments. Experience the power of edge computing with Pro-face Edge Box and unlock new possibilities for your industrial processes.

---



# Edge Box

BLUE Open Studio

BLUE

GP-ProEX (WinGP)

## Step Towards Smart Manufacturing

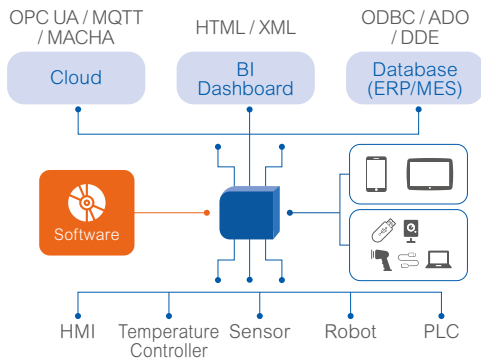
Pro-face Edge Box has industry-leading connectivity that enables collecting and utilizing data from various devices in various locations. Depending on your needs, you can choose the best-in-class data-collecting device from our wide range of lineups. Just add the Pro-face Edge Box; no need to change the current design. Let's start Smart Manufacturing with Pro-face Edge Box right now.



*Smart Gateway*

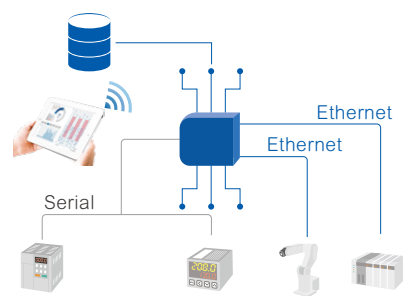
### Application Integration

Edge Box PC



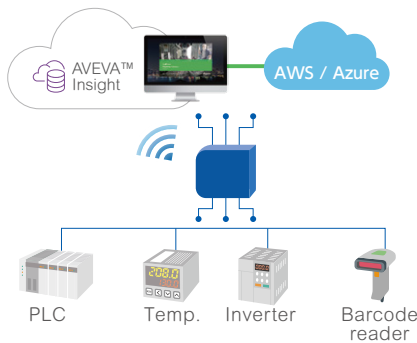
### Data Converter

STM6000 Gateway Box



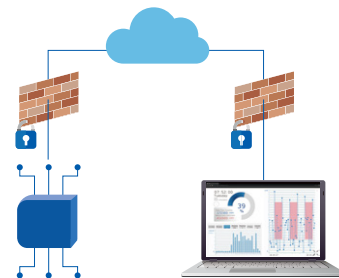
### Get ready for Cloud service

STM6000 Edge Box HMI



### Secure Access Point

STM6000 Gateway Box



	Model No.	Description	Software	Data management / Scheduler / Trend	OT Protocols	IT Protocols
Edge Box PC	PFXP67Bxxxxxxxxxx	PS6000 Series Box Module	BLUE Open Studio 2020 or later	Math task / Event logger / with database	158 available communication drivers	HTTPS, OPC-UA, MQTT, HTML, XML, ODBC, ADO,DDE
	PFXP65Bxxxxxxxxxx					
	PFXP63Bxxxxxxxxxx					
	PFXP6CBxxxxxxxxxx		BLUE Open Studio 2023 or later			
	PFXP6DBB0Nxxxxxxxx					
PFXP6ABB0Nxxxxxxxx						
Edge Box HMI	PFXSTM6B00DIOT	Edge Box HMI + Din Rail accessory, HMI Runtime 500 tags, One connection Mobile Access	BLUE Open Studio 2020 SP2 or later	-	11 available communication drivers	-
Gateway Box	PFXSTM6B00D	Basic Gateway HMI Runtime Web Viewer License	BLUE 3.2 or later	-	76 available communication drivers	OPC-UA (Sever)



# Software

---

Reducing application development time  
and collecting data/monitoring  
without any programming

---

Pro-face software products include HMI application creation, acquisition of a range of device information, and remote control and monitoring. In addition, software suitable for your application, such as SCADA software, can be used to analyze data.

---



Screen editor software



# BLUE



## Versatile Visualization Made Easy

Revolutionary new software, BLUE offers an alternative experience in HMI project design. Anyone can easily create and change dynamic screens.



### Intuitive Operation

Intuitive HMIs enhance efficiency and reduce errors. Their user-friendly design and real-time data visualization support quick decision-making and seamless integration in industrial automation.

#### Faster Decision-Making

with High quality graphics and Clearer fonts



#### Maximizing efficiency

with Combine multiple screens




#### Recognize Issues Early

with Highly flexible graph



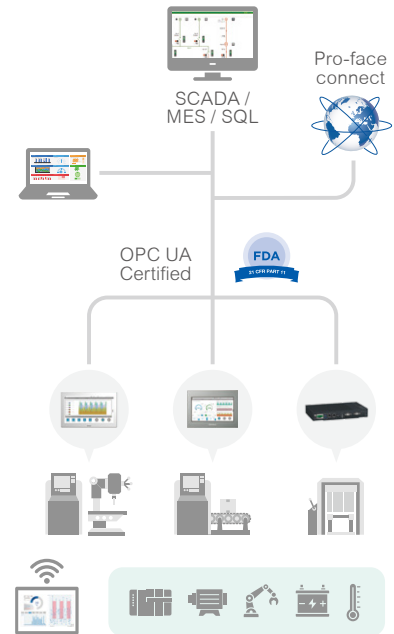
### Faster Engineering

An extensive library of pre-set samples, icons, and compound objects significantly reduces design time. This rich resource enables quick and efficient HMI creation, allowing you to focus on optimizing your industrial processes.



### Secure

Ensures robust security through OPC UA certification. Pro-face Connect offers secure remote access with industry-leading encryption.



## Create nice-looking HMI applications easily

HMI Design Studio is a web-based platform that lets you and your team effortlessly design and deploy attractive, high-function HMI screens for your projects.



# Connected & Secured

## Pro-face connectivity

Easily connect your devices using multiple standard interfaces, and bridge OT and IT systems through secure OPC UA protocol.

## Remote Visualization (BLUE Web Viewer Runtime)

Monitor your equipment in real time from any PC, tablet, or smartphone using BLUE's Web Viewer. Access the right data at the right time — from anywhere.



## Pro-face connectivity

Pro-face Connect is a cloud-based remote access solution that allows you to securely connect to ST6000 Series devices without complex programming or network configuration. Operate and monitor your machinery from anywhere — with full encryption and no IT involvement required.

## Enhanced cybersecurity against basic intentional attacks

To enhance cybersecurity, all project downloads require admin authentication. Sessions automatically log out after inactivity. Security checks run at system boot, and Ethernet downloads are protected by IPSec and password encryption.

Supported Model	SP5000 Series / SP5000X Series / ST6000 Series / STM6000 Series / GP4100 Series / PS6000 Series / 3rd-party PC
-----------------	--

## USE CASE

### Powerful Operation Terminal with **IPC PS6000 Series**

Provides reliable solutions for various industrial applications, ensuring that users can confidently leverage the power of Windows.

#### Powerful

- Expandability
- Efficiency
- Performance

#### Utilizing Windows

- 3<sup>rd</sup> party app



### Simple Machine Operation Terminal with **Basic HMI ST6000 Series**

High-quality graphics and fonts, improving operability and user experience and enjoy secure remote access and enhanced cybersecurity features.

#### Refine

Intuitive Operation



#### Simple & Easy

Faster Engineering

Over **650** Ready-to-Use Parts Available



# BLUE Line Management Lite SCADA Open Studio

## Flexible software for your needs

Pro-face BLUE Open Studio is a development and runtime software that incorporates various tools users need to create SCADA HMI applications, dashboards and OEE interfaces.

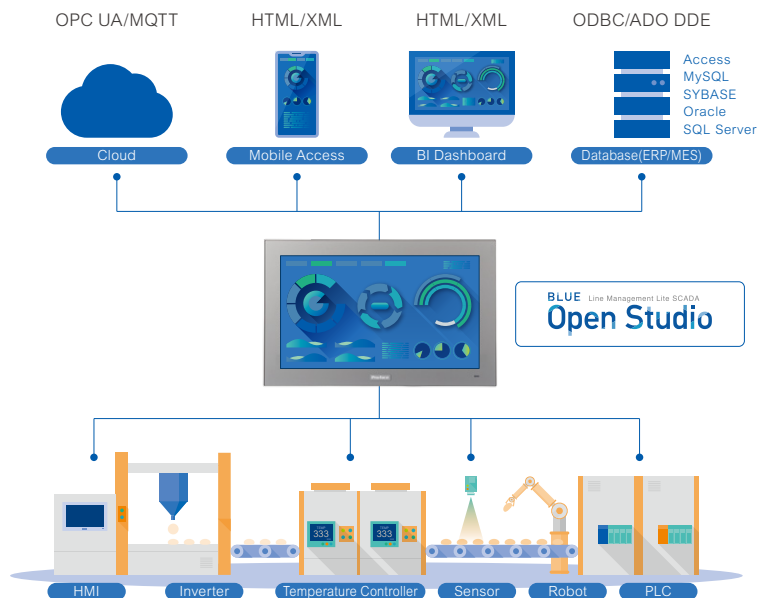


## Basic Features

Scripting	Animation	Recipes	Email (SMTP)
Security	Database	Multi-touch	FTP
Symbols	Events	Reports	Historical Performance
Tags Database	Graphics and Design Tools	Scalable	PDF Export
Troubleshooting	Trends	Scheduler	SSL Support for Emails
Gestures	Multi-Language	OPC	DDE Client
Alarms	ActiveX and .NET	Intellectual Property Protection	Custom Widgets

## Connectivity

250+ available communication drivers for PLCs and many other devices.  
Native OPC interfaces such as OPC UA/DA  
Active X and .Net controls  
Support upper connectivity to DB through MQTT.

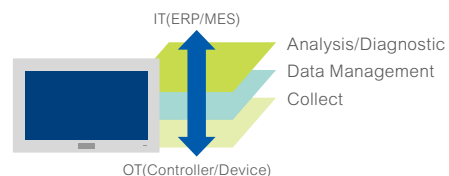


## Database

Connect to any SQL database (Microsoft SQL, MySQL, Sybase, Oracle), or Microsoft Access or Excel, and ERP/MES systems (including SAP), even from Windows Embedded Compact Edition. BLUE Open Studio is flexible, offering a built in interface that doesn't require knowledge of SQL for trends, alarms/events, grid and other objects.

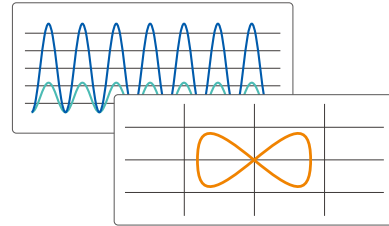
## OPC

BLUE Open Studio provides native OPC interfaces, such as OPC DA (Server/Client), OPC HDA(Server), UA (Server/Client) and OPC .NET 3.0 (Client). BLUE Open Studio also supports OPC XML.



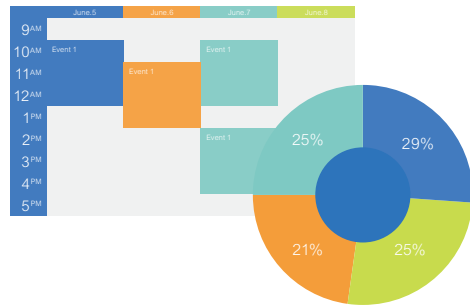
# Trends

Real-time and Historical trends, and SPC functionality are supported. Log data in binary format, or to any local or remote SQL database. Color or fill trends with graphic elements to enhance clarity of data. Date/ Time based or numeric (X/Y plot) trends give you the flexibility to display information that best suits your application.



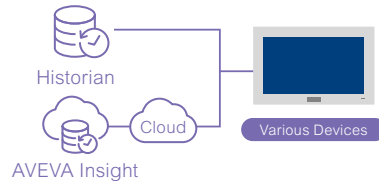
# Custom Widget

Custom Widgets provide the ability to integrate third-party web-based controls into the HMI/SCADA project screens. Develop and share a library of controls that can be easily integrated into an application and accessible through multiple platforms.



# Historian

BLUE Open Studio includes support for saving historical data from some task worksheets to a Historian database or AVEVA Insight.



# Import Wizard

**Import Wizard**

- PanelMate (Eaton and Cutler Hammer)
- FactoryTalk View ME/SE (Rockwell)
- PanelBuilder32SESSE (Rockwell)

Automatically converting

**BLUE** Line Management Lite SCADA  
**Open Studio**

**Thin Client**

## Remote Access

Access your BLUE Open Studio Screen from any device with a browser that supports HTML5, such as iPads, iPhones, Android devices, Windows devices, and others.



Supported Model	PS6000 Series / STM6000 Edge Box HMI / 3rd-party PC
-----------------	---



# GP-ProEX

## User friendly, yet powerful & DIGITAL

Enables HMI screen and logic programming for all. Screen creation can be performed with ease due to many functions that promote compatibility with legacy applications and reduce development time.

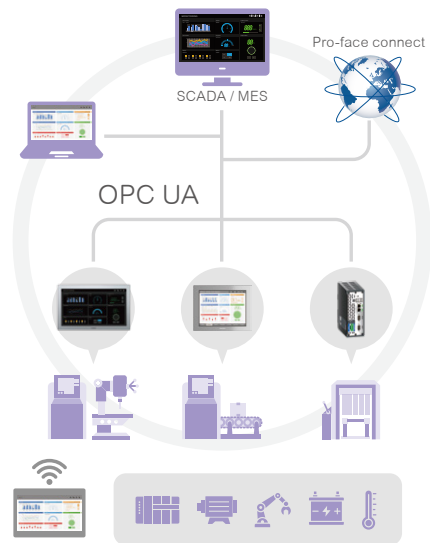
### Save time and be more efficient

The included parts library offers advanced features without programming efforts. Leverage our HMI specialist technology to streamline project migration, enhance system security, and easily integrate information. With modular architecture, convenient parts and icons, and support for industry standards, you can focus on what matters most, ultimately saving time and boosting overall efficiency.



### Increase connectivity and cybersecurity

OPC-UA Server ensures compatibility and scalability through standardized protocols, while Pro-face Connect provides the highest level of end-to-end security and encryption.



### Operational efficiency and less unplanned downtime

#### Guidance Feature (PDF Viewer)

Efficiently guide operators through fast troubleshooting.

#### Real-Time Monitoring (Web Browser)

Efficiently monitor and evaluate workplace conditions via IP cameras, including areas that are not directly visible.

#### Easy Setting and Maintenance (Web Browser)

Access the built-in web server in controllers for setting changes, maintenance, and more.





# Pro-Server EX

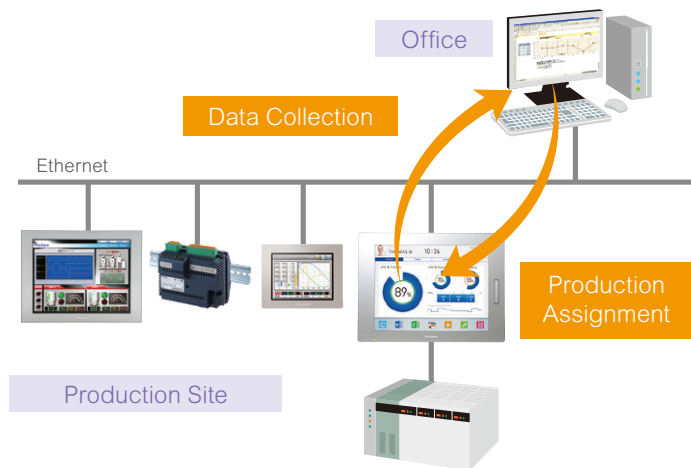
Connect your machines to your IT environment for data sharing, unlocking new insights for improvements.

Supplying real-time data for visualization and analysis of production sites.

Remote machine monitoring and transfer of work instructions to increase efficiency between the production site and the office.

## Site-wide networking for seamless data collection – no programming required

Collecting accurate information, and analyzing and utilizing all your data will lead to improvement in working processes!



## Remote Access

### Pro-face Remote HMI

Software that enables tablets and smartphones to display and operate the exact same screen as the on-site HMI. Secure design with full-feature functions taking into consideration tablet operations.



Supported OS	Android OS, iOS (iPhone, iPad, iPod touch)	Download (purchase) from App Store / Google Play
--------------	--	--

### Pro-face Remote HMI Server

Installing Pro-face Remote HMI Server on a Windows device allows users to monitor and operate Excel and PDF files from Pro-face Remote HMI, in addition to the terminal operator screens.

Reference	Description
PFEXRHCLS	Software to operate and monitor Windows applications such as Excel or PDF besides Pro-face HMI screen

### Pro-face Remote HMI Client for Win

More powerful Pro-face Remote HMI for Windows OS launched.

While inheriting the functions of Pro-face Remote HMI, newly improved functions were added.

Reference	Licenses	Description
PFEXRHCLS	1 License	Software for remote viewing of Pro-face HMI from desktop PC (license key code)
PFEXRHCLS10	10 Licenses	
PFEXRHCLS30	30 Licenses	



# Pro-face Connect


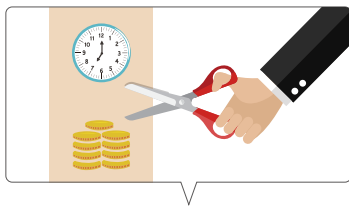
## Connect and Go

Pro-face Connect is a ready-to-use embedded HMI service to access machines remotely and securely.



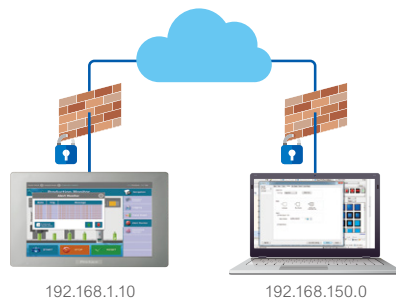
### Small initial cost

No need to install a VPN router at every branch.  
Operation requires only a runtime license.



### Use existing IP addresses without modification

Connect using existing local IP addresses without requiring changes or additional configuration.



### Connect securely

Conforms with industry level standards for security.  
Able to build a secure network.

- User access based on x.509 Cert.
- AES data encryption
- ISA99 and IEC 62443



# BLUE Software Licenses

## BLUE Build Time Yearly Subscription References

Reference	Description	Seats
PFXBLUEBTB1SY	BLUE, basic, buildtime, single, 1 station, subscription, 12 months	1
PFXBLUEBTP1SY	BLUE, professional, buildtime, single, 1 station, subscription, 12 months	1
PFXBLUEBTP3SY	BLUE, professional, buildtime, group, 3 stations, subscription, 12 months	3
PFXBLUEBTP10SY	BLUE, professional, buildtime, team, 10 stations, subscription, 12 months	10
PFXBLUEBTP100SY	BLUE, professional, buildtime, entity, 100 stations, subscription, 12 months	100
PFXBLUEBTE1SY	BLUE, enterprise, buildtime, single, 1 station, subscription, 12 months	1
PFXBLUEBTE3SY	BLUE, enterprise, buildtime, group, 3 stations, subscription, 12 months	3
PFXBLUEBTE10SY	BLUE, enterprise, buildtime, team, 10 stations, subscription, 12 months	10
PFXBLUEBTE100SY	BLUE, enterprise, buildtime, entity, 100 stations, subscription, 12 months	100

## BLUE Build Time Monthly Subscription References

Reference	Description	Seats
PFXBLUEBTB1SM	BLUE, basic, buildtime, single, 1 station, subscription, 1 month	1
PFXBLUEBTP1SM	BLUE, professional, buildtime, single, 1 station, subscription, 1 month	1
PFXBLUEBTE1SM	BLUE, enterprise, buildtime, single, 1 station, subscription, 1 month	1

## BLUE Build Time Perpetual References

Reference	Description	Seats
PFXBLUEBTB1P	BLUE, basic, buildtime, single, 1 station, perpetual	1
PFXBLUEBTP1P	BLUE, professional, buildtime, single, 1 station, perpetual	1
PFXBLUEBTP3P	BLUE, professional, buildtime, group, 10 stations, perpetual	3
PFXBLUEBTP10P	BLUE, professional, buildtime, team, 10 stations, perpetual	10
PFXBLUEBTP100P	BLUE, professional, buildtime, entity, 100 stations, perpetual	100

## BLUE Runtime References

Reference	Description	Seats
PFXBLUERT1P	BLUE, runtime, single, 1 station, perpetual	1

# BLUE Open Studio Software Licenses / Options

## License Lineup

Product Name	Build time	Runtime	Number of Licenses	Number of Tags	Reference
BLUE Open Studio for Supervision	Build time		1 License	64000	PFXBOSBT64KA
	Runtime				PFXBOSRT64KA
BLUE Open Studio for Supervision for 3rd Party PC	Build time		1 License	32000	PFXBOS3PRT64KA
	Runtime				PFXBOS3PRT4KA
Upgrade License from Line Management Plus to Supervision	Build time		1 License	4000	PFXBOSUG64KBTA
	Runtime				PFXBOSUG64KRTA
Upgrade License from Line Management Plus to Supervision for 3rd Party PC	Build time		1 License	1500	PFXBOS3PUG64KRTA
	Runtime				PFXBOS3PUG4KRTA
BLUE Open Studio for Line Management Plus	Build time		1 License	500	PFXBOSBT32KA
	Runtime				PFXBOSRT32KA
BLUE Open Studio for Supervision for 3rd Party PC	Build time		1 License	-	PFXBOS3PRT32KA
	Runtime				PFXBOS3PRT1KA
Upgrade License from Line Management to Line Management Plus	Build time		1 License	-	PFXBOSUG32KBTA
	Runtime				PFXBOSUG32KRTA
Upgrade from Line Management to Line Management Plus for 3rd Party PC	Build time		1 License	-	PFXBOS3PUG32KRTA
	Runtime				PFXBOS3PUG1KRTA
BLUE Open Studio for Line Management	Build time		1 License	-	PFXBOSBT4KA
	Runtime				PFXBOSRT4KA
BLUE Open Studio for Line Management for 3rd Party PC	Build time		1 License	-	PFXBOS3PRT4KA
	Runtime				PFXBOS3PRT1KA
Upgrade License from Machine Control to Line Management	Build time		1 License	-	PFXBOSUG4KBTA
	Runtime				PFXBOSUG4KRTA
Upgrade from Machine Control to Line Management for 3rd Party PC	Build time		1 License	-	PFXBOS3PUG4KRTA
	Runtime				PFXBOS3PUG1KRTA
BLUE Open Studio for Machine Control	Build time		1 License	-	PFXBOSBT1KA
	Runtime				PFXBOSRT1KA
BLUE Open Studio for Machine Control for 3rd Party PC	Build time		1 License	-	PFXBOS3PRT1KA
	Runtime				PFXBOS3PRT1KA
Upgrade from Basic to Machine Control	Build time		1 License	-	PFXBOSUG1KRTA
	Runtime				PFXBOSUG1KRTA
Upgrade from Basic to Machine Control for 3rd Party PC	Build time		1 License	-	PFXBOS3PUG1KRTA
	Runtime				PFXBOS3PUG1KRTA
BLUE Open Studio Basic	Build time		1 License	-	PFXBOSBT500A
	Runtime				PFXBOSRT500A
BLUE Open Studio Basic for 3rd Party PC	Build time		1 License	-	PFXBOS3PRT500A
	Runtime				PFXBOS3PRT500A
BLUE Open Studio Thin Client License (For Secure Viewer and Mobile Access)	Windows		1 License	-	PFXBOSTCA
			10 Licenses		PFXBOSTC10WINA
	Embedded		1 License		PFXBOSTCEMBA
			10 Licenses		PFXBOSTC10EMBA
Import Wizard License (PanelBuilder Import Wizard, PanelMate Import Wizard and FactoryTalk Import Wizard are included)			1 License		PFXBOSTKA

## GP-Pro EX Ver.5.00.000 or later

Product Name	Reference	Qty licenses	Description
GP-Pro EX editor license for Screen and PLC project	PFEXBT5SA	1 licenses	GP-Pro EX editor license to create HMI and PLC project in a highly intuitive environment.
	PFEXBT5GA	3 licenses	
	PFEXBT5TA	10 licenses	
	PFEXBT5EA	100 licenses	
GP-Pro EX Ver. 5 UPGRADE license*2	PFEXBT5GUP	3 licenses	GP-Pro EX Ver. 5 UPGRADE license for programming and simulation
WinGP for IPC*1	PFEXWGP5SA	1 license	Licence for using WinGP on WinGP-compatible IPC
WinGP for PC/AT*1	PFEXWGOT5SA	1 license	Licence for using WinGP on PC/AT-compatible PC

\*1 You can install the trial version of GP-Pro EX downloaded from the website, so you only need to purchase the license.

\*2 Limited-Time Special Upgrade License for Existing V4.x Users – Available Until the End of December 2026

## GP-Pro EX Ver.4.09.600 or earlier

Product Name	Reference	Qty licenses	Description
GP-Pro EX editor license for Screen and PLC project	PFEXEDLS40A	1 license	GP-Pro EX editor license to create HMI and PLC project in a highly intuitive environment.
	PFEXGRPLS4010A	1 license for 10 PC's	
	PFEXGRPLS4025A	1 license for 25 PC's	
RPA Client License (Ver 4.09.400 or later is not supported.)	PFEXRPA	1 license	License to access a PC on the network in remote mode (license key code)
	PFEXRPLS10A	1 licenses for 10 PC's	
WinGP for IPC*2	PFEXWGIPA	1 license	Licence for using WinGP on WinGP-compatible IPC
WinGP for PC/AT*2	PFEXWGPC	1 license	Licence for using WinGP on PC/AT-compatible PC

\*2 This application can be installed from the files on Disk 2 of GP-Pro EX Ver. 4.09.600, and only the license needs to be purchased. The same license remains valid for continued use with GP-Pro EX Ver. 5.0 and later.

## Pro-face Connect Licenses

Product Name		Reference	Description
Pro-face Connect 30 days Free Trial		PFXCONFREE30	Trial package running 30 days and including:
			1x Pro-face Connect GateManager License
			1x Pro-face Connect SiteManager Embedded Extended License, 5 device agents
			1x Pro-face Connect LinkManager License (floating license)
			1x Pro-face Connect LinkManagerMobile License
Basic Packs	Pro-face Connect Essential Pack	PFXCONPACKESS	1x GateManager Customer Domain
			1x LinkManager Floating License
			1x LinkManager Mobile License
			1x SiteManager Extended 5 (Annual)
	Pro-face Connect Enterprise Pack	PFXCONPACKENT	1x GateManager Customer Domain
			1x LinkManager Floating License
			1x LinkManager Mobile License
			20x SiteManager Extended 5
Pro-face Connect / LinkManager License		PFXCONLINK1	1x Pro-face Connect LinkManager License
Pro-face Connect / LinkManager Mobile License		PFXCONLINKM1	1x Pro-face Connect LinkManager Mobile License
Pro-face Connect / SiteManager Basic License		PFXCONSMBSCL	5x Pro-face Connect SiteManager Embedded Basic License
Pro-face Connect / SiteManager Extended 5 Licenses		PFXCONEXTD5	1x Pro-face Connect SiteManager Embedded EXTENDED license, 5 device agents
Pro-face Connect / SiteManager Extended 10 Licenses		PFXCONEXTD10	1x Pro-face Connect SiteManager Embedded EXTENDED license, 10 device agents
Pro-face Connect / GateManager Premium Access *2		PFXCONGMPREM	1x GateManager Premium Access, Add-on option for Pro-face Connect Essential Pack license (PFXCONPACKESS)
User Statistics *2		PFXCONSTAT	Add-on option for Pro-face Connect
			Essential Pack license (PFXCONPACKESS) or Pro-face Connect
			Enterprise Pack (PFXCONPACKENT)

\*2 Not available in all areas, please contact your local office.



Web service

# HMI Design Studio

## Begin a new user experience with Pro-face HMI

HMI Design Studio is a creative yet easy-to-use website that helps you and your team to create HMI Applications



## Template / Objects

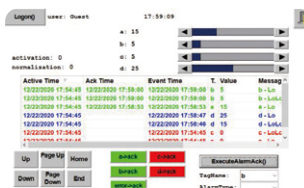
Download various ready-made template screens and parts. You can import those into your BLUE and Blue Open Studio project files.

Intuitive layout template



BLUE

Alarm Control




BLUE Open Studio

Icons



GP-Pro EX **NEW**

Dock Panel (Bottom)




BLUE

Database



BLUE Open Studio

Modern parts & Segment specific parts



GP-Pro EX

## Images

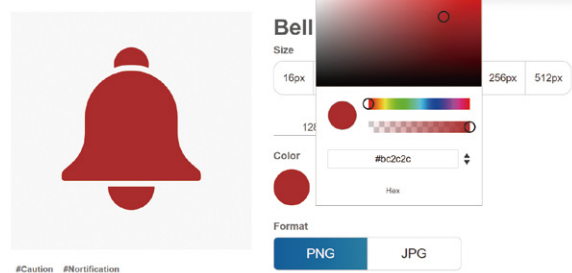
Download various industrial "Royalty-free" image files. (\*.png)



BLUE BLUE Open Studio GP-Pro EX

## Customizable Icons

Generate various icons according to your preference.



#Caution #Notification

BLUE BLUE Open Studio GP-Pro EX



# FP6000 Series

## Improve your machine's performance

Pro-face Flat Panel Monitors are industrial PC monitors with a touch panel mounted and offered solutions for difficult installation due to a harsh production-work site environment or limitation of space.



*visibility*

Size	22" Wide	19" Wide	15" Wide	12" Wide	10" Wide	15"	12"
I/F	DVI-D(Max 5m)						

Fits the most suitable place for machine operation by installing separately.

Industrial Flat Panel Monitors



DVI (video) USB (touch) : 5 M


PS6000 Series (Box PC)

Windows OS-installed PC (Only Windows 10)





Improve operation efficiency with a secondary display.

Industrial Flat Panel Monitors



DVI (video) USB (touch) : 5 M

PS6000 Series (Panel PC)




Model No.	Display Size	Resolution	Touch Panel Type	Touch Mode Configuration	Front USB
PFXFP6900WCD	22" wide	1,920 x 1,080 (Full HD)	Capacitive Multi-touch with optimized noise filter	Yes -Standard mode -Glove mode -Water detection mode	-
PFXFP6800WCD	19" wide				
PFXFP6700WCD	15" wide	1,366 x 768 (FWXGA)			
PFXFP6600WCD	12" wide	1,280 x 800 (WXGA)			
PFXFP6500WCD	10" wide	1,024 x 768(XGA)	Resistive multi-touch	Not applicable, because of a resistive analog touch panel	USB(Type A) × 1*1
PFXFP6700TMD	15"				
PFXFP6600TMD	12"				

\*1 By default, the USB is disabled



# EZ Series

## Easily connect to HMI with USB solutions

EZ Series devices connect directly to HMIs via a USB cable. They enable simple installation of components around the operating panel with no programming and minimal wiring.



## Reduce excess inventory of indicator lights

### EZ Tower Light

Model : PFXZCETWHA1(tube mounting with fixing plate)  
Model : PFXZCETWW1(base mounting)

With this single model, multiple colors and sounds can be set. Capable of indicating the state of equipment.

LED lamps adaptable to various types of setting  
Configuration from HMI 4 colors (red, green, blue, and yellow) and 3 modes (off, on, and blink)  
Number of lamps: 3 · Buzzer patterns: 4



## Combining switch and lamp

### EZ Illumination Switch

Model : PFXZCCEUSG1

Improve visibility with 6-color illumination. Reduce man-hours for control panel installation and wiring.

LED light switches accept a wide range of settings  
Configuration by HMI design software 6 colors (red, green, blue, yellow, white, and orange)  
and 3 modes (off, on, and blink)  
Protection structure: IP65 (front face where panel is embedded)  
Mount: 22 circular mounting hole



## Adding second LAN port with independent IP address

### EZ LAN Adapter

Model : PFXZCGEUUE1

Adds a second Ethernet port via USB for dual IP address support on single-LAN devices.

· Same functions as built-in LAN port · 10BASE-T / 100BASE-TX · Limited to GP4000 standard models



# Pro-face<sup>TM</sup>

---

by **Schneider** Electric

[proface.com](https://www.proface.com)

Visit Pro-face web site for more information  
<https://www.proface.com/en>

Contact Us (Worldwide Pro-face)  
<https://www.proface.com/en/contact>

©2025 Schneider Electric Japan Holdings Ltd. All Rights Reserved.