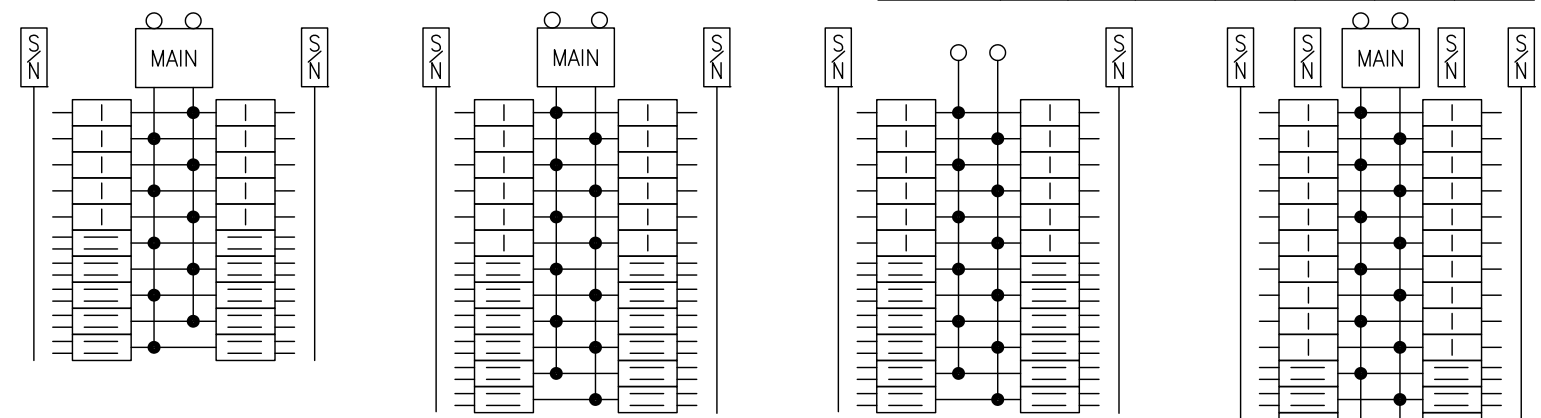


KNOCKOUTS							
SYMBOL	A	B	C	D	E	F	G
IN	.50	.75	1.00	1.25	1.50	2.00	2.50
MM	13	19	25	32	38	51	64

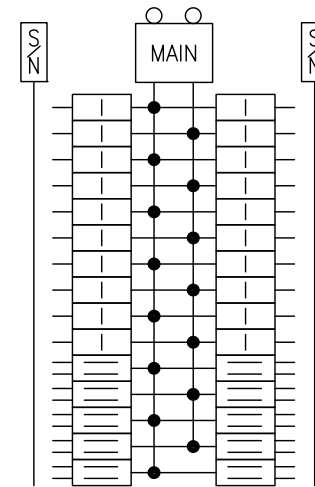


QO120M150P  
QO120M200P

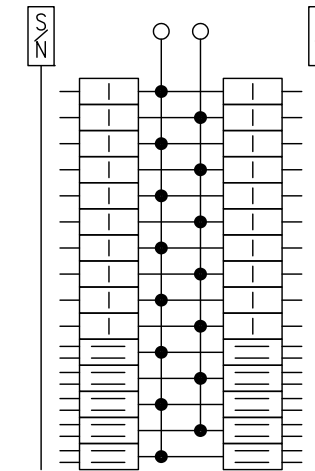
QO124M150P  
QO124M200P

QO124L200PG

QO130M150P  
QO130M150PC  
QO130M200P  
QO130M200PC



QO130M200PTT



QO130L200PG  
QO130L200PGC

DUAL DIMENSIONS: INCHES  
MILLIMETERS

CATALOG NUMBER	MAXIMUM SYSTEM VOLTAGE	MAIN AMPERE RATING	SPACES	MAXIMUM NUMBER OF SINGLE POLE CIRCUITS	MAIN WIRE SIZE AWG AL/CU	
QO124M150P	120/240VAC 1Ø 3W	150	24	36	#4-250 CU #4-300 AL	
QO124M200P		200				
QO130L200PG		150	30	40		
QO130L200PGC						200
QO130M150P		150	30	40		
QO130M150PC						200
QO130M200P		200	20	30		
QO130M200PC						200
QO130M200PTT		150	20	30		
QO120M200P						200
QO124L200PG		200	24	36		
QO120M150P		150	20	30		#4-250

NOTES:  
 FINISH - GRAY BAKED ENAMEL ELECTRODEPOSITED OVER CLEANED PHOSPHATIZED STEEL.  
 UL LISTED - FILE E-6294  
 NEUTRALS - INSULATED GROUNDABLE.  
 LOAD CENTERS WITH "G" IN CATALOG NUMBER INCLUDE A FIELD INSTALLABLE EQUIPMENT GROUND BAR KIT.  
 LOAD CENTERS WITH "T" IN CATALOG NUMBER INCLUDE A FACTORY INSTALLED EQUIPMENT GROUND BAR KIT.  
 LOAD CENTERS WITH "P" IN CATALOG NUMBER INCLUDE EXTENDED NEUTRALS FOR PLUG ON NEUTRAL READY INTERIORS.  
 LOAD CENTERS WITH "C" IN CATALOG NUMBER INCLUDE FLUSH/SURFACE MOUNTED COVER.

QO LOAD CENTERS  
 GENERAL PURPOSE NEMA TYPE 1 ENCLOSURE  
 INDOOR



DWG# PWFDS-SYRS-0203  
 NO.