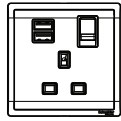


Thank you for choosing **Schneider Electric** Pieno Unit. To ensure proper application of our product, please read through the following information before installation and use.

This application guide applies to the following products:



Cat. No.:	Description:
E8215USB	13A 1 Gang Switched Socket with 2 Ports 2.1A USB

**SPECIFICATIONS**

USB Input Voltage	: 220 -250V~
USB Input Frequency	: 50/60 Hz
USB Input Current	: 0.45A
USB Output Voltage	: 5V DC
USB Output Current	: 2.1A max
USB Compliance	: IEC 60950-1
USB protection	: Over heat, over current, over voltage
13A socket Voltage	: 250V~
13A socket Current	: 13A
13A socket Compliance	: BS1363-2
Mounting centre	: 60.3mm
Operation Temperature	: Room Temperature

PHA3772302 V01



**APPLICATION GUIDE**  
**13A Socket with USB**

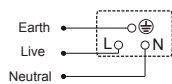
**CAT. NO.**  
E8215USB

# Pieno

**IMPORTANT NOTE**

1. The products must be installed by qualified electricians
2. Please check your local wiring regulations before installation
3. Suggest to install product with 47mm depth wallbox
4. Suitable for mounting on concrete or other non-combustible surface only
5. Safekeeping the surround to prevent damage during product installation
6. Turn off the power supply when you clean the product. Use a piece of soft cloth or tissue paper to wipe off the dust and dirt on the surface. Avoid using corrosive chemicals
7. Kindly ensure your device's Battery Charging Specification suitable with this USB Charger before charging
8. Do not insert metal objects into USB Charger
9. User will feel some heat at the product surface when charging is in progress
10. Indoor use only

**WIRING DIAGRAMS**



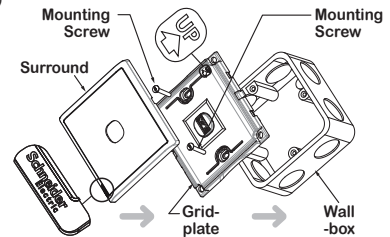
**Fixing :**

**MOUNTING INSTRUCTION**

Please refer to the following diagram for proper installation : ( Proper wire stripping length : 10-12mm )

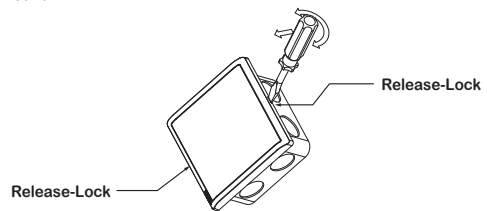
**Remarks :**

For surround mounting, align the clip locks on the grid plate and press both side of the surround. Complete engagement of the clip locks is indicated by two clear clicks.



**Remove :**

Insert a screwdriver into the Release-Lock, and twist the screwdriver to remove the Surround



**> Note:**

- 1/ 70g high quality uncoated Book-Paper (white).
- 2/ Double side printing.



DIE-CUT



PANTONE Black C

ECN201805903S	Initial Release, 2017/12/22	ZXZ	00
DECN/ECN/TCAN	DESCRIPTION	DRN	REV
NUMBER :	<b>PHA3772302</b>	Revision:	Sheet:
		<b>00</b>	<b>1/1</b>

**> Folding / Appearance & Size :**

