



Wiser™

Smart and Sustainable Homes  
Catalog 2024

[se.com/wiser](https://se.com/wiser)

Life Is On


**Schneider**  
Electric



# Wiser

With Wiser™, manage your home and personalize your moments of life.

Get ready to make your home a place that connects to whatever you want. Start simply with the control of a single function—lighting management, heating control, roller shutters and evolve your system towards a fully connected house.





# Content

Wiser .....	2
eSetup App to Commission Wiser .....	6
Wiser Home App .....	8
Hub .....	10
Hub 2nd Generation .....	11
Heating Solutions .....	12
Room Thermostat .....	19
Radiator Thermostat .....	20
Underfloor Heating Connection Strip .....	21
16 A Relay for Temperature Control .....	22
Connected Thermostat Module, ZB .....	23
Connected Thermostat Insert 2 A .....	24
Connected Thermostat Insert 16 A .....	25
Power Micro Module .....	26
Lighting, Dimmer and Shutter Controls .....	28
Micro Module Light Switch .....	34
Micro Module Dimmer .....	35
Wiser Multiwire Micro Module LED Dimmer .....	36
Relay Switch Insert .....	37
Universal Dimmer Insert .....	38
1-10 V Insert .....	39
DALI Insert .....	40
Electronic Switch Insert .....	41
Connected Wireless Switch 1-gang/2-gang .....	42
Micro Module Shades Control .....	43
Blind Control Insert .....	44
Connected Push-Button Modules .....	45
Quick Home Connect Kits .....	49
Safety and Security Solutions .....	50
Window/Door Sensor .....	51
Water Leakage Sensor .....	52
Temperature/Humidity Sensor .....	53
Motion Sensor .....	54



<b>Energy Management Solutions</b> .....	<b>56</b>
PowerTag Energy .....	58
Smart Plug .....	60
Smoke Alarm - Battery .....	61
Connected Single Socket Outlet 16 A .....	62
<b>Wiser eMobility Solutions</b> .....	<b>64</b>
EVlink Home Smart .....	67
EVlink Home Anti-tripping System .....	68
<b>Accessories</b> .....	<b>70</b>
System M Rockers .....	71
System Design Rockers .....	72
System M Frames .....	75
System Design Frames .....	78
<b>Reference Numbers</b> .....	<b>80</b>







# eSetup app to Commission Wiser

eSetup is a multifunction tool for installers.

The eSetup app works on Android and iOS.

With eSetup, learn in demo mode and then configure the Wiser system with step-by-step instructions. The installation can then be tested in detail before being delivered to the customer.





## System configuration

# eSetup for electrician app - designed for commissioning Wiser devices for electricians


eSetup is a free, dedicated commissioning app for electricians.

The eSetup app is tailored for the electrician's specific environment of work to make the commissioning as simple and as easy as possible:



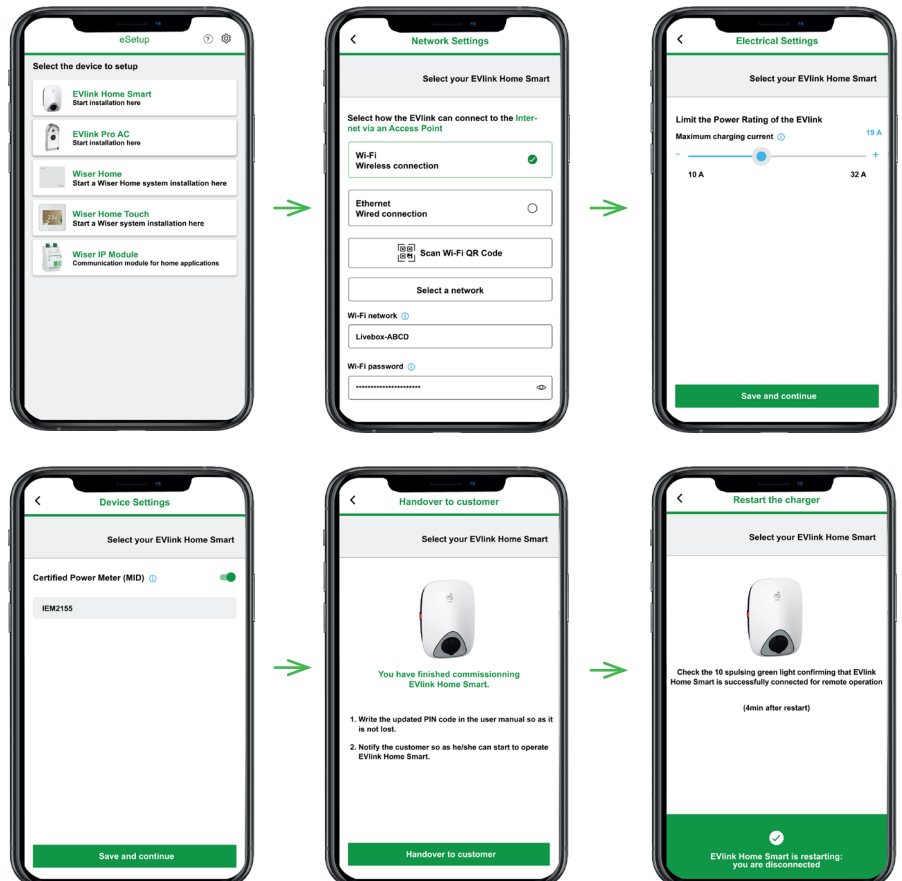

Other features of the eSetup app:

- Simple interface, in-app guidance and support
- Complete Wiser installation possible in demo mode with device simulations
- Test the devices
- Generate a commissioning report and share it with your customers
- Template-save a configuration and reuse later ( time saving)
- Add devices directly by scanning the commercial reference of the device
- Call Schneider Electric support
- Choose your preferred language no matter your country



### Step by step configuration

Connect your Wiser devices to the mains, open the eSetup app and let it guide you through the configuration process.





## Wiser Home App

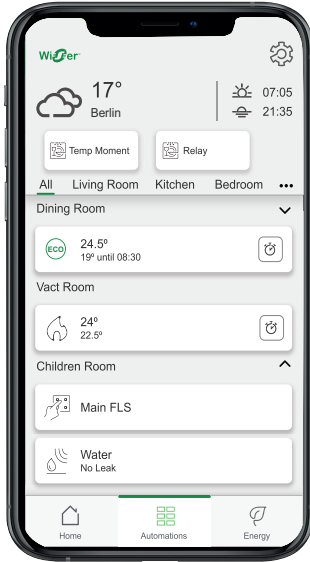
The Wiser Home app allows you to control, wherever you are, all the equipment in the house with a smartphone or a tablet. The app is also compatible with the latest technologies such as Amazon's Alexa or Google virtual assistant and with our System M and System Design switches. Your smartphone or tablet then becomes the energy dashboard for your home.





## Wiser Home App

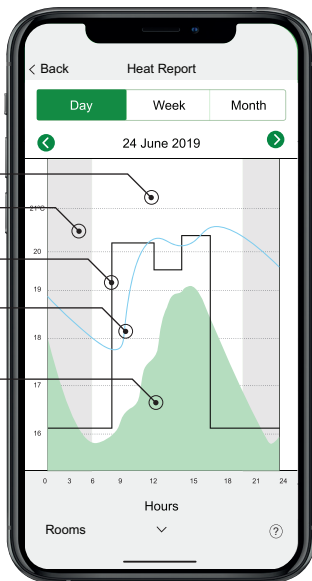
# Wiser Home App – designed for commissioning and controlling Wiser Home devices



Example of control panel

### Commissioning

- Wiser component pairing and configuration
- Wiser functions selection
- Time scheduling configuration
- Diagnostics



Day time  
Night time  
Temperature setting  
Room temperature  
Outside temperature

Example of Heat report

### Daily use

- Home dashboard with the display of device status, temperature
- Away mode
- Scheduling
- Manual control ON/OFF of lighting, shutters, and heating boost
- Scheduling override
- Modification of scheduling
- Weather update notifications
- Activity tracking
- Energy reports
- Heat reports



**DOWNLOAD OF  
WISER HOME APP  
FOR ANDROID  
AND IOS BASED  
SMARTPHONES**



Click or scan the QR code



Download Wiser for Android



Click or scan the QR code



Download Wiser for iOS



# Hub

The Wiser Hub 2nd Generation provides a Wi-Fi® and internet connection to Wiser via Zigbee devices. They host and execute the Wiser Home app.





# Wiser Hub

## Communication Hub

### Hub 2nd Generation



CCT501801



CCT501800-0001

### Description

**Wiser Hub 2nd Generation**  
**Wall Box Power Supply**

### Commercial ref.

**CCT501801**  
**CCT501800-0001**

### Features

#### Control and communication

- 2nd generation Wiser Hub
- Powerful and future-proof
- Global compatibility for new build and retrofit
- Expandable for future needs
- Communication interfaces: Wi-Fi®, ZigBee
- Supports table-top installations as well as surface-mount and wall box mounting

- Simple user interface – one button, one LED
- Cyber Secure by design through a Crypto-authentication chip

### Characteristics

- Input voltage: 100 - 240 V AC, 50/60 Hz, 0.5 A max.
- Rated voltage: 5.0 VDC
- Load: 5 W
- Standby: 1 W
- Operating temperature: 0 °C to 45 °C, indoor use only
- Storage temperature: -20 °C to 65 °C
- Relative humidity: 10 % to 90 %, non-condensing
- IP rating: IP20
- Pollution degree: 2
- Software class: A

- Radio technology: Wi-Fi®: 2.4 GHz, IEEE802.11 b/g/n  
 Zigbee: 2.4 GHz, IEEE802.15.4
- Radio frequency: Wi-Fi® : 2412 - 2472 MHz  
 Zigbee: 2405 - 2480 MHz
- Max. radio frequency power transmitted: Zigbee: +12 dBm (16 mW)  
 Wi-Fi®: +17 dBm (50 mW)
- Certification: Zigbee



For more detailed information, refer to the Wiser Guides online. Scan the QR code or follow the link:  
[https://www.productinfo.schneider-electric.com/wiser\\_home](https://www.productinfo.schneider-electric.com/wiser_home)



## Heating Solutions

Wiser™ devices and Wiser Home app give your heating the flexibility you desire:

- scheduled room temperature
- heating control from wherever you are

And even more:

- automatic turn ON anticipation according to weather conditions
- automatic stop when window stays open
- restoring the comfort temperature just before returning from a trip
- temporary temperature boost (30 min. to a few hours)


Wiser solutions can also be controlled from Alexa and Google virtual assistants.





## Wiser solutions for heating

Wiser compatible heating systems




### Water-based radiators

with heat provided by individual or collective heating systems like an individual heat pump or gas boiler or district heating



### Water-based underfloor heating and cooling

with heat from a heat pump or cooled water from a heat pump

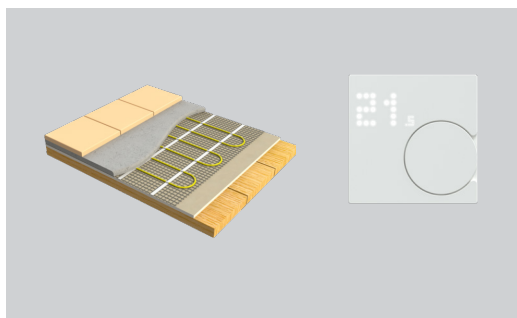


### Water-based underfloor heating and radiators

with heat provided by boiler



### Electric heating panels



### Electric underfloor heating



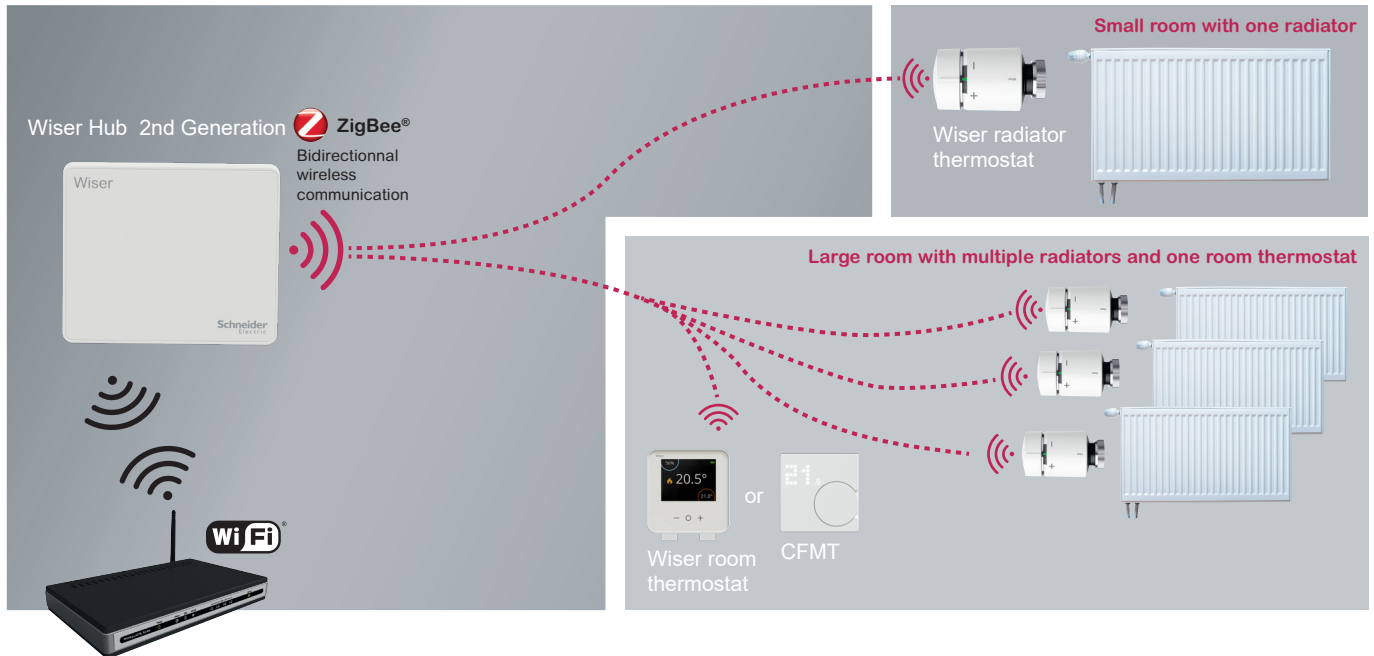


## Wiser solutions for heating

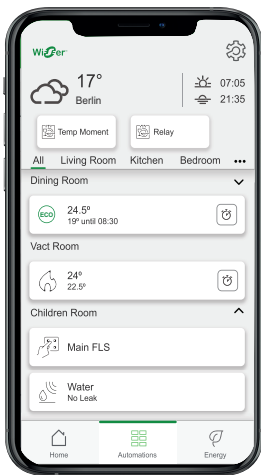
Radiator heating

### Radiator temperature control only

Wiser Device



Wiser Home app



### Improved comfort, possible savings with central heating

Temperature readings, setpoint and scheduling are easily accessible from the Wiser Home app.

This improvement project does not lead to complicated electrical or plumbing work if the existing valve is of thermostatic type.

#### The heat is provided by a collective boiler or district heating

Old radiator valve heads are replaced by Wiser Radiator thermostats. An adapter (refer to present catalog) may be needed to adapt to the existing thread diameter.

- **Room with a single radiator:** the Wiser Radiator thermostat is controlled by Wiser Hub.
- **Room with several radiators:** the Wiser Radiator thermostats are controlled by the Wiser Hub (temp. setting), the room temperature is provided collectively by a Wiser Room thermostat in order to ensure a balanced comfort.

One Wiser Hub can manage a maximum of 16 rooms with 1 Room Thermostat and 4 Radiator Thermostats per room.

The number of Room Thermostats should not exceed 16, and the maximum number of Radiator Thermostats should not exceed 32.

The twist cap on the Wiser Radiator thermostat enables the user to temporarily override the central temperature setting.

The Wiser Hub is connected to the internet via a domestic internet box, it can also be controlled from Alexa and Google virtual assistants.

#### ↑ FUTURE ENRICHMENT

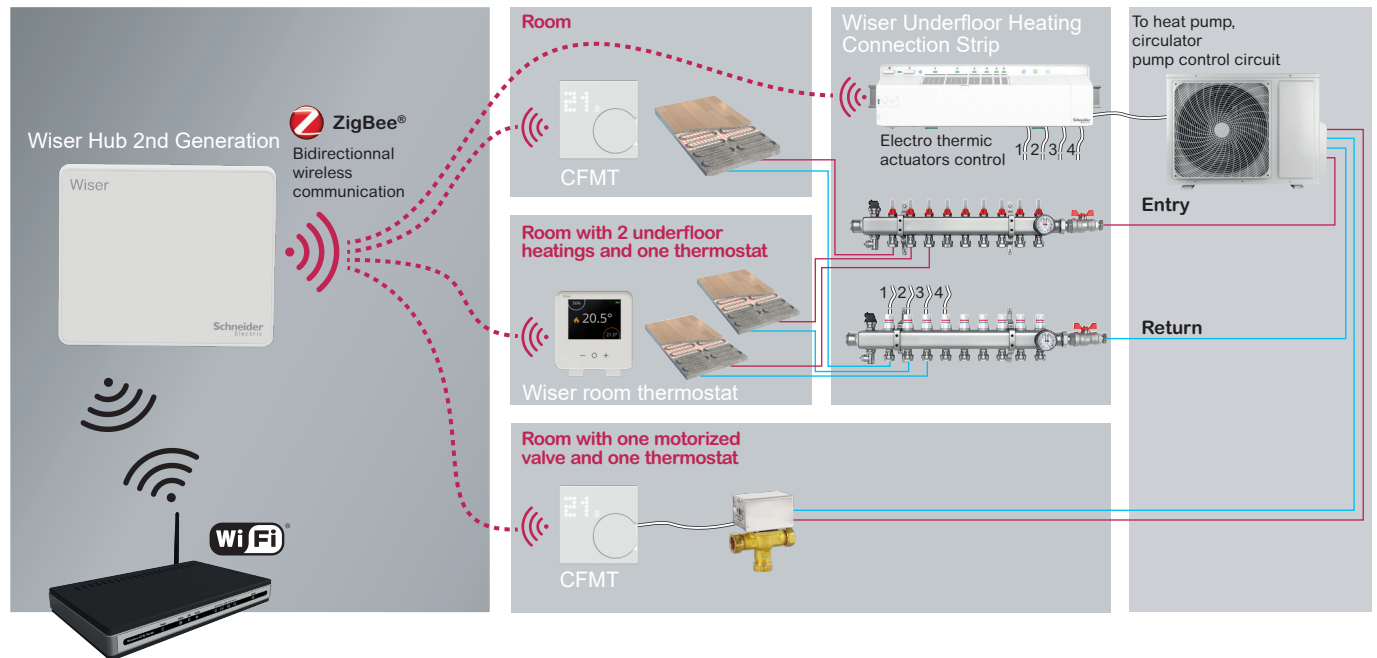
- > The Hub-based configuration can be extended with one to ten 16 A Wiser Relays if another heating source of electric type is present.
- > The control of other electric appliances is also possible by connecting their domestic plug to a Wiser Smart plug (13 A max.).



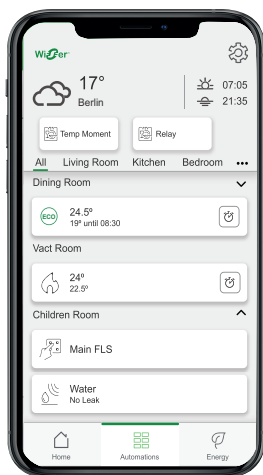
## Wiser solutions for heating

Underfloor heating or cooling

## Control of underfloor heating manifold and heat pump



Wiser Home app



## Simplified, connected, control of heating and cooling

Temperature readings, setpoint and scheduling are easily accessible from the Wiser Home app.

The Wiser Home app works both in heating and cooling conditions.

The heating can also be controlled from Alexa or Google virtual assistant.

The status of the communication between the Wiser devices is displayed.

This improvement project is only electrical, and does not lead to plumbing work.

A typical use case is that of heating and cooling provided by underfloor heating, hot and fresh water by a heat pump.

The Wiser Underfloor Heating (UFH) Connection Strip works as the control interface of the heating electro-thermic actuators. It is also the control interface of the heat pump.

The minimum and maximum internal floor temperature can be monitored by an optional sensor.

Condensation in cooling mode can be avoided with an optional dew sensor.

In each room, a Wiser Room Thermostat provides the temperature and the setting to the Wiser Hub.

This device generates the ON-OFF commands of each electro-thermic actuator and sends them to the Wiser UFH Connection Strip. The control of the electro-thermic actuators is then electrically ensured by the Wiser UFH Connection Strip.

The Heat/Cool status of the heat pump is monitored by the UFH connection strip in order to ensure a positive or negative logic of control of the electro-thermic actuators. 1 Wiser system can manage up to 3 Wiser UFH Connection Strips (max. 16 rooms/ zones). 1 to n water loops in every room, with a maximum of 16 rooms.

The Wiser UFH Connection Strip can manage up to 6 rooms/zones, its split connection block allows up to 14 electro-thermic actuators to be connected in parallel with the following arrangement:

- up to 4 actuators for 2 zones
- up to 2 actuators for 2 zones
- 1 single actuator for 2 zones

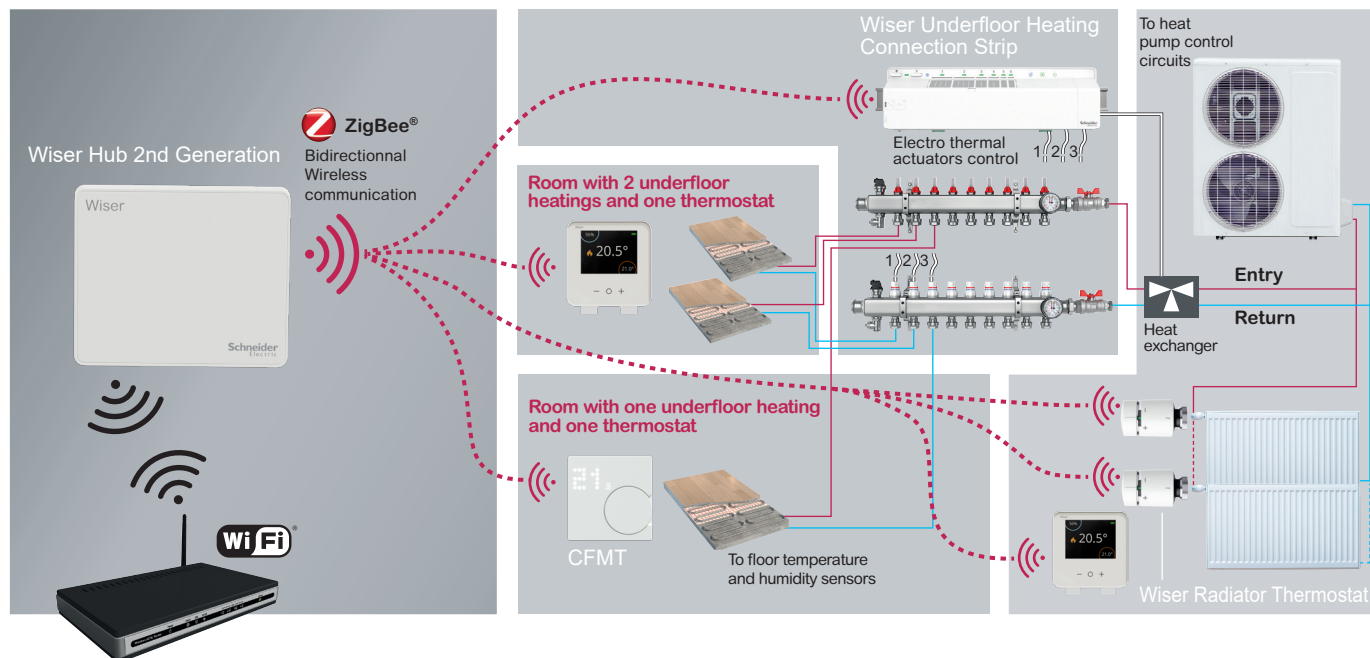
Note that the heat pump can be replaced by a boiler. In such a case the Hot/Cold input will not be wired.



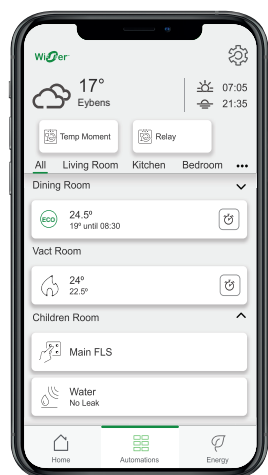
## Wiser solutions for heating

Underfloor and radiator heating – Hot water

## Simplified, connected, control of heating



Wiser Home app



## Simplified, connected, control of heating

Temperature readings, setpoint and scheduling is available on the Wiser Home app.

The Wiser Home app works both in heating and cooling conditions.

The heating can also be controlled by Alexa or Google virtual assistant.

The status of the communication between the Wiser devices is displayed.

This improvement project is only electrical, and does not involve plumbing work.

A typical use case is that of underfloor heating combined to radiators, hot water provided by a heat pump.

The Wiser Underfloor Heating (UFH) Connection Strip works as the control interface of the heating electrothermal actuators. It is also the control interface of the heat pump.

The minimum and maximum internal floor temperature can be monitored by an optional sensor, condensation in cooling mode can be avoided with an optional dew sensor.

In each room, a Wiser Room Thermostat provides the temperature and the setting to the Wiser Hub.

This device generates the ON-OFF commands of each electrothermal actuator and sends them to the Wiser UFH Connection Strip. The control of the electrothermal actuators is then electrically ensured by the Wiser UFH connection link, as well as the control of the heat pump and heat exchanger.

The Wiser UFH connection link can manage up to 6 rooms/zones, its split connection block allows up to 14 electrothermal actuators to be connected in parallel with the following arrangement:

- up to 4 actuators for 2 zones
- up to 2 actuators for 2 zones
- 1 single actuator for 2 zones

The heat pump is activated by the Hub when the heat demand comes from the radiators.

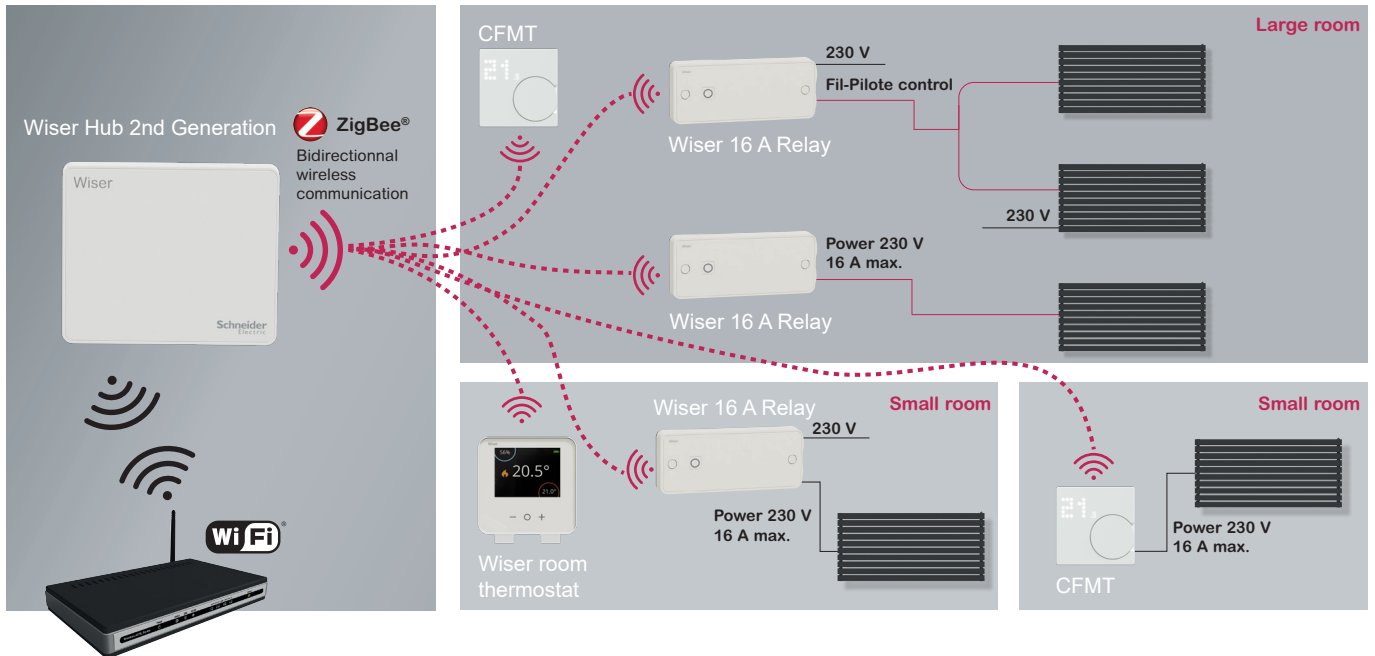
Note that a heat exchanger ensures that the water at the right temperature is sent to the underfloor heating manifold.



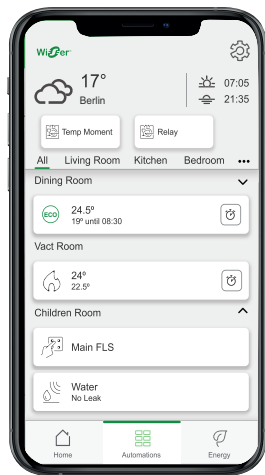
## Wiser solutions for heating

Radiator Heating – Electrical

## Electric heating – panel temperature control



Wiser Home app



## Improved comfort, possible savings with electric heating

Temperatures, setpoints and schedules are easily accessible from the Wiser Home app.

Heating is provided by electric heating panels (possibly ceiling heating panel)

Embedded panel thermostats are set to the maximum temperature, as the thermal regulation is totally taken over by the Wiser system.

The Wiser 16 A Relays are controlled by a Wiser Hub. The Wiser room thermostat collects and displays the room temperature, then sends it to the Wiser Hub. It also provides access to the temperature settings and to a boost function.

One Wiser Hub can manage a maximum of 16 rooms with 1 Room Thermostat or cFMT.

The maximum number of 16 A Relays that can be associated with a Wiser Hub is 16.

The 16 A Relays can control the electric panels either:

- Via a pilot wire when the electric heat panel is equipped with a control input. Up to 6 heating panels can be controlled via one pilot wire.
- Via the 230 V power line, up to 16 A (3 kW). This mode can be used also with ceiling heating panels.

The Wiser Hub is connected to the internet via a domestic Box, it can also be controlled from Alexa and Google virtual assistants.

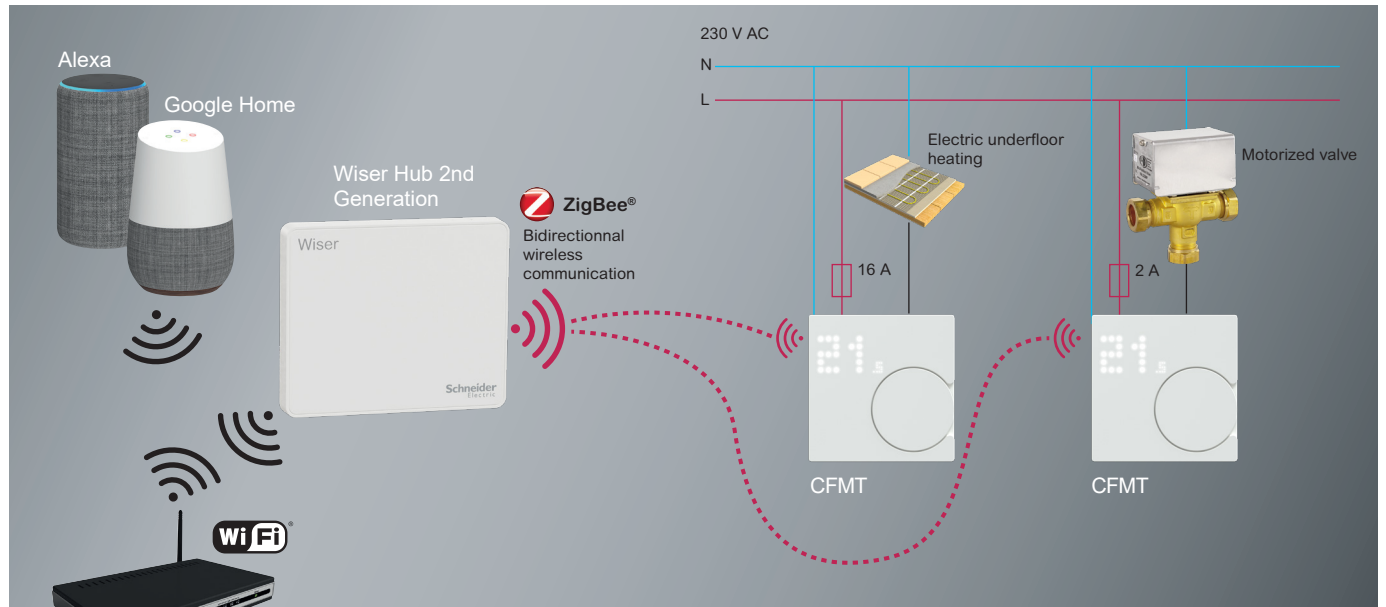


## Wiser solutions for heating

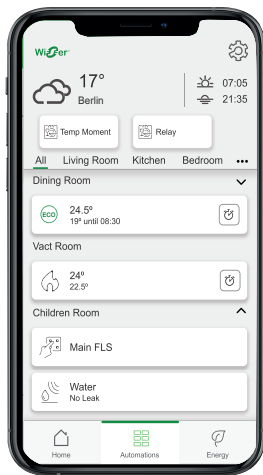
Underfloor heating or cooling

## Control of underfloor heating manifold and circulating pump

Wiser Device



Wiser Home app



### Improved comfort, sustainability and savings

Temperature readings, setpoint and scheduling are easily accessible from the Wiser Home app.

The Wiser Home app works both in heating and cooling conditions.

The heating can also be controlled from Alexa or Google virtual assistant.

The status of the communication between the Wiser devices is displayed.

#### Heating is controlled by connected thermostat

With the connected thermostat, you can control water-based and electrical heating systems.

The thermostat can be a part of a Wiser Smart Home system linked to the Wiser Hub for centralized control of several Wiser thermostats and other Wiser devices.

Heating, cooling, easy scheduling, and remote control are all possible using the connected thermostat. Move from non-connected systems to smart heating control with the Wiser Home app.

If your heating system is hydronic you need a 2 A thermostat and a 16 A thermostat if electrical.

For example, controlling a heat pump and electrical Underfloor heating control (UFH).

#### Key Benefits of using connected thermostat

- Complete temperature control through the Wiser Home app with integrated smart features to help heating become more sustainable and reduce energy bills.
- Simple installation process guided by the Wiser Home app for the end user and the installer in commissioning. No internet connection is required, thanks to the local display and pre-set.
- Aesthetic harmony with the wiring device ranges meeting our modern thermostat design.



## Wiser solutions for heating

### Room Thermostat

#### Room Thermostat



CCTFR6400



CCTFR6401

#### Description

##### Wiser Room Thermostat

White  
 Black

#### Commercial ref.

CCTFR6400  
 CCTFR6401

#### Features

- Displays ambient temperature and current set temperature
- Displays relative humidity
- Displays heat requested
- Displays Boost active
- Displays battery status
- Displays weak RF signal
- Displays Thermostat locked
- $\pm$  set-up temperature modification by step of 0.5 °C, Boost (+2 °C) by 3 capacitive touch buttons
- Wireless Data exchange with Wiser Hub

#### Characteristics

- Power supply by 2 × 1.5 V IEC LR6 (AA) alkaline batteries
- 2 years of average expected battery autonomy (depending on battery capacity and condition of use)
- No wiring required
- Operating temperature: 0 °C to 45 °C
- Storage temperature: -10 °C to 55 °C
- Ambient humidity (non-condensing):
  - Operating: 25 % to 90 %
  - Storage: 15 % to 95 %
- Set-point range: 5 °C to 30 °C
- Temperature resolution: 0.5 °C
- Display: 2.4" multi-colour LCD screen
- Radio technology/frequency: Zigbee 2.4 GHz (bi-directional, Mesh)
- Radio signal range: up to 30 m (open field)
- Max. radio frequency power: +13 dBm (20 mW)
- IP rating: IP20
- Pollution degree: 2
- Dimensions (W × H × D): 76 × 76 × 25 mm
- Colour: White (RAL 9016)



For more detailed information, refer to the Wiser Guides online. Scan the QR code or follow the link:  
[https://www.productinfo.schneider-electric.com/wiser\\_home](https://www.productinfo.schneider-electric.com/wiser_home)



## Wiser solutions for heating

### Radiator Thermostat

#### Radiator Thermostat



CCTFR6100



CCTFR6101

#### Description

##### Wiser Radiator Thermostat

White  
Black

#### Commercial ref.

**CCTFR6100**  
**CCTFR6101**

#### Features

- Maintains the room temperature at the set value
- Radiator thermostat set up, valve calibration by twisting and maintaining the cap to + for 8 seconds
- Programming and setting via Wiser Home app
- The 3 LEDs (Red – Orange –Blue) are available to display the setup and operating status
- Boost mode (set-point +2 °C) during a programmed period, by twisting the cap to +
- Set-point –2 °C during a programmed period by twisting the cap to –
- No wiring required
- Wireless data exchange with Wiser Hub

#### Characteristics

- Power supply by 2 × 1.5 V IEC LR6 (AA) alkaline batteries
- 2 years of average expected battery autonomy (depending on battery capacity, condition of use)
- Operating temperature: 0 °C to 45 °C
- Storage temperature: -10 °C to 55 °C
- Ambient humidity (non-condensing):
  - Operating: 25 % to 90 %
  - Storage: 15 % to 95 %
- Set-point range: 5 °C to 30 °C
- Temperature resolution: 0.5 °C
- Display: 2.4" multi-colour LCD screen
- Radio technology / frequency: Zigbee 3.0 - 2.4 GHz (bi-directional, Mesh)
- Radio signal range: up to 30 m (open field)
- Max. radio frequency power: +13 dBm (20 mW)
- IP rating: IP30
- Pollution degree: 2
- Dimensions including an adapter (H × Ø): 93 × 51 mm
- Colour: White (RAL 9016)




For more detailed information, refer to the Wiser Guides online. Scan the QR code or follow the link:  
[https://www.productinfo.schneider-electric.com/wiser\\_home](https://www.productinfo.schneider-electric.com/wiser_home)

# Wiser solutions for heating

## Underfloor Heating Connection Strip

### Underfloor Heating Connection Strip



CCTFR6600

### Description

**Wiser Underfloor Heating Connection Strip (Heat/Cool)**

### Commercial ref.

**CCTFR6600**

### Features

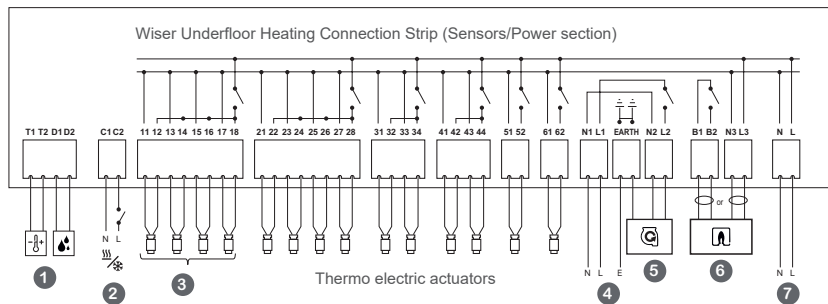
- ON/OFF control of electro thermic actuators: for regulating the heat provided by underfloor heating to a room
- ON/OFF control of a heat pump or a boiler: for directly controlling the production of hot or cold (reversible heat pump only) water for the heating
- ON/OFF control of the circulating pump: for controlling the flow of the heat transfer fluid in the heating pipes
- Hot/Cold working mode monitoring of a reversible heat pump: for adapting the control logic of the electro-thermo actuators
- Environmental possible monitoring: temperature of the underfloor heating system to avoid overheating and freezing, humidity of the ambient air to avoid condensation on the floor in cooling mode
- Communication with Wiser Hub: wireless Zigbee communication via the external antenna (provided)
- Additional app functions (default setting: no functions active): coupling to other Wiser devices with help of the status LED

### Characteristics

- Power supply: 230 V AC ±10 % – 50 Hz
- Zones and devices per system:
  - max. 3 connection strips per system
  - max. 6 zones per connection strip
  - max. 16 rooms in a system
  - one or several zone per room
- Ambient temperature:
  - Operating: 0 °C to 50 °C
  - Storage: -10 °C to 55 °C
- Ambient humidity (non-condensing):
  - Operating: 25 % to 90 %,
  - Storage: 15 % to 95 %
- Remote sensor temperature resolution: 1 °C
- Radio technology/frequency: Zigbee 2.4 GHz (Bi-directional, Mesh)
- Signal range: 30 m Free space
- Max. signal strength: 14 dBm (25 mW)
- Dimensions (L × H × D): 305 × 90 × 65 mm
- Pollution class: 2
- Energy class: IV = 2 %
- Software class: A
- Device fuse rating: 3, 15 A
- Display by LED for: setup, cooling, channel 1 to 6, Burner or boiler, circulator pump, 230 V
- Relays: normally open 2 A
- Capacity in 3 W actuators per zone:
  - zones 1 and 2: 4 actuators
  - zones 3 and 4: 2 actuators
  - zones 5 and 6: 1 actuator
- Capacity in 3 W actuators per device: 14
- Rated surge voltage: 4 kV
- Terminals (green): Screwless for type Y 0.008-1.5 mm<sup>2</sup>, AWG 16-28
- Protection class: II
- IP rating: IP30
- Antenna: External antenna (supplied)
- Automatic function: not applicable: the thermostat controls the temperature
- Earthing: Device is not earthed, double insulated. A terminal is provided for an external earth cable.

### Wiring diagram - Mounting

- 1 Sensors
- 2 Heat pump working mode (230 V = Cold)
- 3 Channels of same zone/room
- 4 Circulator AC power supply
- 5 Circulator
- 6 Boiler or heat pump thermostat input
- 7 Connection strip AC power supply




For more detailed information, refer to the Wiser Guides online. Scan the QR code or follow the link: [https://www.productinfo.schneider-electric.com/wiser\\_home](https://www.productinfo.schneider-electric.com/wiser_home)



## Wiser solutions for heating

### 16 A Relay for Temperature Control

#### 16 A Relay for Temperature Control



CCTFR6700

#### Description

**Wiser 16 A Relay for Temperature Control**

#### Commercial ref.

**CCTFR6700**

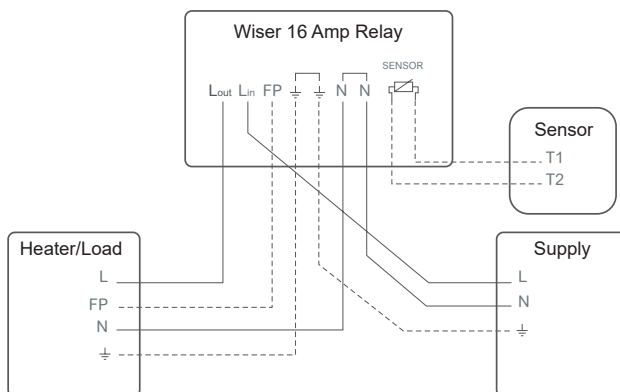
#### Features

- Provides electric control of a heat panel when driven by a Wiser Room Thermostat
- Used for electric underfloor heating
- Control of heat panels via a controlled 230 V output (16 A max.)
- Control of 6 heat panels via pilot line (ON = 0 V, OFF = 230 V, Negative and half wave)
- Delivers power to the heating device to measure the energy consumption in real-time
- Simple thermostatic control
- Duty cycle thermostatic control
- Wireless Data exchange with RTR (Room Thermostat)

#### Characteristics

- Power supply: 230 V  $\pm$ 10 % – 50 Hz
- Rated impulse voltage: 4 kV
- Power consumption: 7.3 W (to be added to controlled heater consumption)
- Rated output current: 16 A (resistive load), 3 A (inductive load)
- Rated output current on pilot wire: 0.5 A max.
- Floor sensor types: NTC 10 k, 12 k, 15 k, 33 k, 47 k
- Operating temperature: 0 ° to 60 °C
- Storage temperature: -20 °C to 65 °C
- Ambient humidity (non-condensing):
  - Operating: 25 % to 90 %
  - Storage: 15 % to 95 %
- Set-point range: 5 °C to 30 °C
- Temperature resolution: 0.5 °C
- Radio technology/frequency: Zigbee 2.4 GHz (bi-directional, Mesh)
- Radio signal range: up to 30 m (open field)
- Max. radio frequency power: +13 dBm (20 mW)
- IP rating: IP44
- Pollution degree: 2
- Dimensions (L x H x D): 162 x 67 x 30 mm
- Colour: White (RAL 9016)
- Applied standards: EN60730-1, EN60730-2-9, EN 300 328, EN 301 489-1
- Relevant directives: Radio Equipment Directives (RED) 2014/53/EU, RoHS directive 2011/65/EU and 2015/863/EU

#### Wiring diagram to electric heater



L : Live  
 N : Neutral  
 FP : Pilot wire  
 SENSOR : Sensor (future use)

In the case of electric underfloor heating, it is possible to connect a temperature floor sensor, enabling 2 features:

- 1) Keep the floor temperature low to avoid damaging it, as in the case of a wooden floor.
- 2) Avoid having the floor temperature too low to ensure comfort while walking barefoot.

Compatible floor sensors for electric underfloor heating:

- 33 k $\Omega$  Schneider Electric Reference MTN616790
- 33 k $\Omega$  Eberle Reference F193720
- 15 k $\Omega$  Devi Reference 140F1091
- 10 k $\Omega$  Elko Reference 5491605



For more detailed information, refer to the Wiser Guides online. Scan the QR code or follow the link:  
[https://www.productinfo.schneider-electric.com/wiser\\_home](https://www.productinfo.schneider-electric.com/wiser_home)


# Wiser solutions for heating

## System M and System Design

### Connected Thermostat Module, ZB



MEG5779-0325



MEG5779-6035

### Description

### Commercial ref.

#### Connected Thermostat Module, ZB (System M)

White Glossy	<b>MEG5779-0319</b>
Active White Glossy	<b>MEG5779-0325</b>
White Matt	<b>MEG5779-0419</b>
Black	<b>MEG5779-0403</b>
Anthracite	<b>MEG5779-0414</b>
Aluminium	<b>MEG5779-0460</b>

#### Connected Thermostat Module, ZB (System D)

Anthracite	<b>MEG5779-6034</b>
Lotus White	<b>MEG5779-6035</b>
Stainless Steel	<b>MEG5779-6036</b>

### Features

- With the Connected Thermostat Module, ZB, you can see the current room temperature, set the desired temperature and activate boost mode.
- Direct operation: The thermostat can always be controlled on-site.

#### Functions

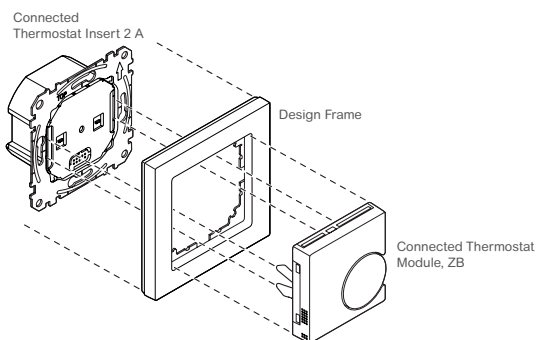
- Displays current room temperature and temperature set point
- Displays heating/cooling and connection status
- Presets

### Characteristics

- Standby: max. 0.4 W
- Operating temperature: 0 °C to 35 °C
- Relative humidity: Max. 90 % non-condensing
- Display: 7 × 5 dot matrix, 3 additional LEDs
- Temperature measurement resolution: Max. 0.1 °C
- Operating frequency: 2.405 GHz to 2.48 GHz
- Max. radio-frequency power transmitted: < 10 mW
- Communication protocol: Zigbee 3.0

**Note:** To be completed with Connected Thermostat Insert 2 A: **MEG5777-0000** and **MEG5777-0001**.

### Mounting



For more detailed information, refer to the Wiser Guides online. Scan the QR code or follow the link: [https://www.productinfo.schneider-electric.com/wiser\\_home](https://www.productinfo.schneider-electric.com/wiser_home)




# Wiser solutions for heating

## System M and System Design

Wiser Device

### Connected Thermostat Insert 2 A



MEG5777-0000

### Description

**Connected Thermostat Insert 2 A**

### Commercial ref.

**MEG5777-0000**

### Features

The Connected Thermostat Insert 2 A is used to control water-based heating and cooling applications, such as water-based underfloor heating and radiator heating. The insert is controlled by the Connected Thermostat Module, ZB.

**Note:** The insert is not suitable for directly connecting electrical heating.

#### Control options

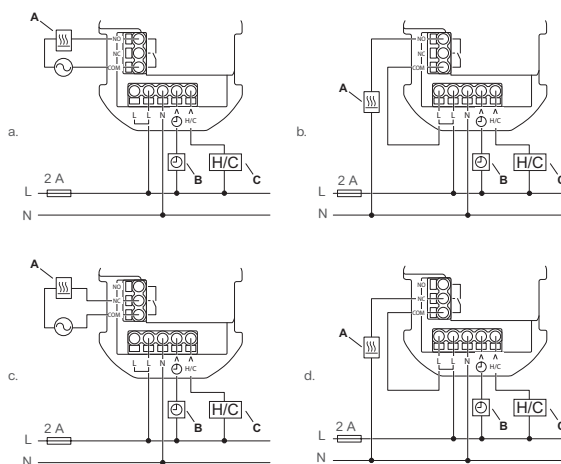
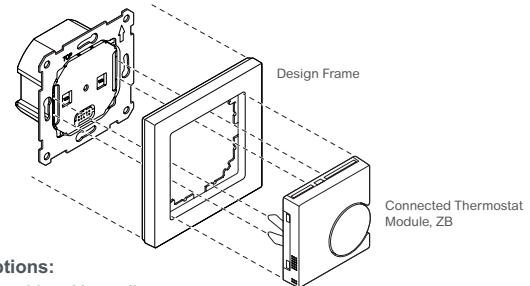
- Heat/cool change over (external)
- Universal input setback/presence (external)
- Heating and cooling mode
- Volt-free or live control, normally open or normally closed

### Characteristics

- Nominal voltage: AC 230 V~, 50 Hz
- Maximum current rating:
  - Resistive load: 2 A
  - Inductive load: 1 A
- Connecting terminals: Screw Terminals for max. 2.5 mm<sup>2</sup>
- Neutral conductor: Required
- Operating temperature: 0 °C to 45 °C
- Relative humidity: max. 90 % non-condensing
- Temperature accuracy: max. ± 0.5 °C (across the range of 4 °C to 30 °C)
- Protection Class: II
- Working voltage: 230 V
- Over-voltage category: III
- Rated impulse voltage: 4 kV
- Pollution degree: 2
- CTI rating of insulation components: 175 V
- Material group: IIIa (based on CTI value)
- Disconnection type: 1.B

**Note:** To be completed with Connected Thermostat Module, ZB: **MEG5779-0xxx** and **MEG5779-60xx**.

### Wiring diagram - Mounting


 Connected Thermostat  
 Insert 2 A


#### Wiring options:

- a. Volt-free wiring. Normally open
- b. Switch live wiring. Normally open
- c. Volt-free wiring. Normally closed
- d. Switch live wiring. Normally closed

A Output: max. 2 A resistive load  
 B Input: setback/presence detection  
 C Input: Heating/Cooling




For more detailed information, refer to the Wiser Guides online. Scan the QR code or follow the link:  
[https://www.productinfo.schneider-electric.com/wiser\\_home](https://www.productinfo.schneider-electric.com/wiser_home)

## Wiser solutions for heating

### System M and System Design

#### Connected Thermostat Insert 16 A



MEG5777-0001

#### Description

##### Connected Thermostat Insert 16 A

#### Commercial ref.

MEG5777-0001

#### Features

- The Connected Thermostat Insert 16 A is primarily used for electric underfloor heating and electric radiators. It can be used to control mains powered motorized valves or circulating pumps for water-based heating.
- It can also be used for water-based underfloor heating and radiator heating.
- The insert is controlled by the Connected Thermostat Module, ZB.

##### Control options

- Room air temperature sensor only
- Floor sensor only
- Air room temperature for control and floor sensor for limiting heating temperature

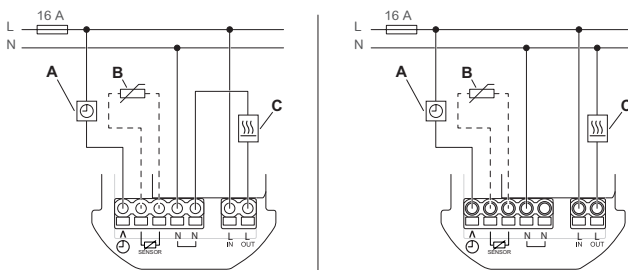
**Note:** The device works with several floor sensor types.

#### Characteristics

- Nominal voltage: AC 230 V~, 50 Hz
- Nominal power: 16 A
- Connecting terminals: Screw terminals for max. 2.5 mm<sup>2</sup>
- Neutral conductor: Required
- Operating temperature: 0 °C to 40 °C
- Temperature accuracy: max.  $\pm 0.5$  °C (across the range of 4 °C to 30 °C)
- Floor sensor types: 10 k, 12 k, 15 k, 33 k, 47 k (Thermistor resistance values in Ohm. Nominal value at 25 °C)
- Relative humidity: max. 90 % non-condensing
- Protection Class: II
- Working voltage: 230 V
- Over-voltage category: III
- Rated impulse voltage: 4 kV
- Pollution degree: 2
- CTI rating of insulation components: min. 175 V
- Material group: IIIa (based on CTI value)
- Disconnection type: 1.B

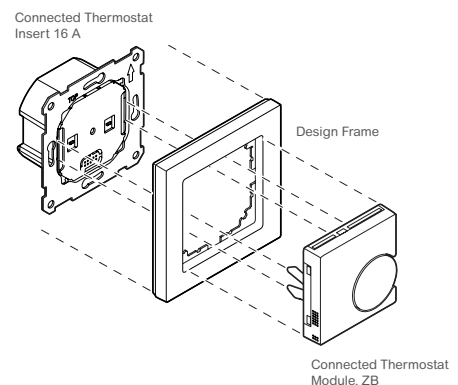
**Note:** To be completed with Connected Thermostat Module, ZB: **MEG5779-0xxx** and **MEG5779-60xx**.

#### Wiring diagram - Mounting



##### Wiring options:

- A Input: setback/presence detection
- B Input: floor sensor (optional)
- C Input: max. 16 A live




For more detailed information, refer to the Wiser Guides online. Scan the QR code or follow the link:  
[https://www.productinfo.schneider-electric.com/wiser\\_home](https://www.productinfo.schneider-electric.com/wiser_home)



# Wiser solutions for heating

## Power Micro Module

### Power Micromodule



CCTFR6730

### Description

**Wiser Power Micromodule**

### Commercial ref.

**CCTFR6730**

### Features

- The Power Micromodule intended for switching of loads such as a hot water tank or a socket outlet.
- It is used for load shedding or demand response and measure energy consumption using Wiser Home app.
- Up to 10 micro modules can be added in the same system.
- It can be automatic switched OFF in case of load shedding or demand response requests.
- The micro module is installed in a flush-mounted box behind a switch.

#### Control options:

- **Local ON/OFF control:** by one or unlimited number of push-buttons
- **Remote ON/OFF control:** via the Wiser Hub/HubR from a smartphone or tablet with the Wiser Home app

#### Functions:

Using the Wiser Home app, you can use functions, e.g.:

- Schedule ON/OFF during off-peak periods
- Check instant power when the module is ON
- Check energy consumption in currency and kWh
- View savings occurred due to off peak automation
- Use micro module in moments or automation (for example: stop heating the water tank when you are on holidays)

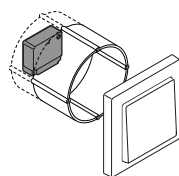
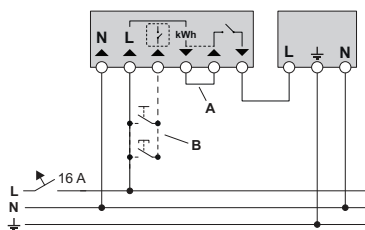
#### Additional app functions (default setting: no functions active):

- Integration of the hot water tank in the power consumption metering
- Display of the energy consumption and load shedding if necessary

### Characteristics

- Nominal voltage: 230 V AC, 50 Hz
- Switching capabilities: 230 V AC, 14 A
- Max. power: 3000 W, Integrated zero crossing
- Power consumption: < 1 W
- Frequency band: 2.4 GHz
- RF power transmitted: < 10 mW
- Connecting terminals: Screw terminals for max. 1 × 1 ... 2.5 mm<sup>2</sup> solid or stranded types
- Extension unit: Single push-button, unlimited number
- Operating element: Programming button, status LED
- Dimensions (H × W × D): 16.9 × 40 × 44 mm
- Communication protocol: Zigbee 3.0
- Load type max. power:
  - Incandescent lamp: 2200 W at 230 V
  - LED lamp: 200 W at 230 V
  - Motor (single-phase): 1180 VA at 230 V
  - Resistive load: 3000 W
  - Inductive load: 5 A, cos φ = 0.6
  - Capacitive load: 10 A, 25 μF
  - LV halogen lamps: 500 VA (wound transformer)

### Wiring diagram - Mounting



A : Shunt (pre-assembled)  
 B : Push button/switch (optional)

**Note:** The micro module can be controlled through an external connection (Push-button or switch). After the first start, the external connection must be pressed once to start the automatic detection.



For more detailed information, refer to the Wiser Guides online. Scan the QR code or follow the link:  
[https://www.productinfo.schneider-electric.com/wiser\\_home](https://www.productinfo.schneider-electric.com/wiser_home)





# Lighting, Dimmer, and Shutter Controls

From the app, personalize the functions and lighting ambiances of your home depending your needs.

Control your lighting locally or remotely:

- turn down the lights gradually to fall asleep,
- program according to sunrise,
- prepare a subdued atmosphere when inviting friends at home, and when sunset comes, the light on the front door will turn ON automatically.

Wiser can also simulate a realistic presence when you're away. With the Wiser Home app, schedule the opening and closing of your shutters at defined periods.

Protect you against bad weather and sun by raising or lowering the shutters (20 % for instance).

Close shutters automatically when you are away.


For even more flexibility, use voice to control your system by Alexa or Google virtual assistants.





## Wiser solutions for lighting

### Lighting Technology Compatibility



#### Incandescent, halogen lamps

Under 230 V AC,  
14 to 200 W



#### Dimmable LED lamps

- Under 230 V AC
- With dimmer in RC dimming mode: 5 - 100 W
- With dimmer in RL dimming mode: 5 - 20 W



#### 12 V halogen lamps

- With 230 V/12 V AC electronic (dimmable) or wound transformer
- Lamp power: 14 - 150 W

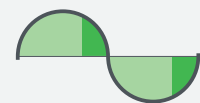
#### TECHNOLOGY

- > It is the removal of part of the AC current phase that allows the energy sent to the lamp to vary. On common dimmers, this chopping can be done at the beginning (RL) or at the end (RC) of the half wave, depending on what is best suited to the type of lamp.
- > Wiser dimmers detect automatically the type of lamp and switch to either RC or RL mode. They have also a specific RL-LED mode which can be manually selected in the case LED lamps keep flickering.

#### Dimmers: RC, RL dimming mode



RL mode  
for resistive, inductive load



RC mode  
for resistive, capacitive load






## Wiser solutions for lighting

### Electrical Circuits and Appliances Control



#### Hydraulic application circuits

Pressure booster pump, watering solenoid valve (through 230/24 V transformer), pool cleaner pump, when switched current does not exceed 10 A AC ( $\cos\phi$  0.6 - 1)



#### Domestic ventilation circuits

Kitchen range hood, bath exhaust fan, mechanical extract ventilation unit, when switched current does not exceed 10 A AC ( $\cos\phi$  0.6 - 1)



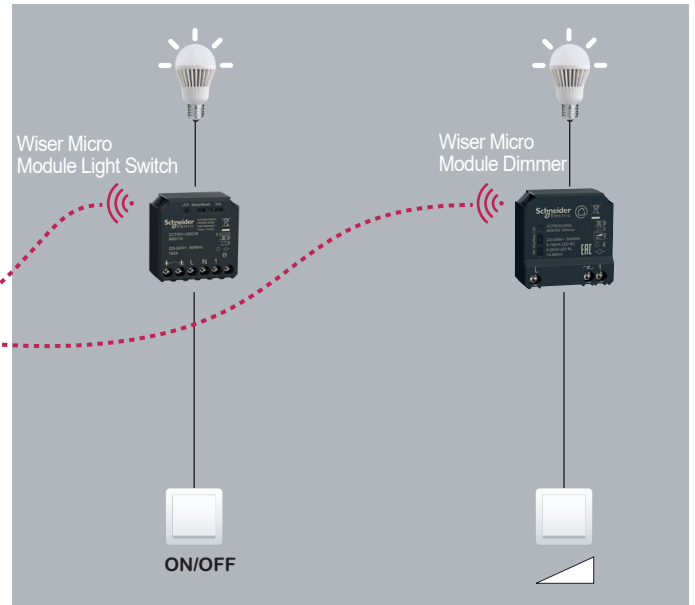
#### Household appliances

- Lamp, video, iron
- All appliances that are plugged in and need easier control for comfort or other reasons
- Appliance power must not exceed 3000 W AC



## Wiser solutions for lighting

### ON/OFF and Brightness Control

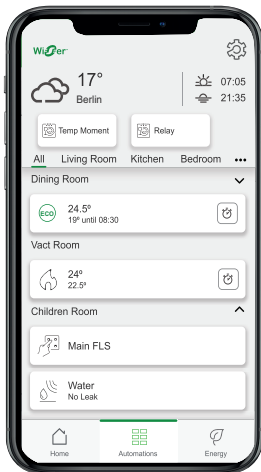


Wiser Device



### Improved comfort and home security

Wiser Home app



Lighting control, status reading, and scheduling are easily accessible from the Wiser Home app

This improvement is not requiring specific light bulb and compatible with all available bulbs in the market. With an existing infrastructure just exchanging to lighting switch or dimmer which works with Wiser (available in different WD ranges)

#### Shutters/Blinds Control

##### Keep Burglars away when nobody is home

Create an event scheduling to switch lights ON between 7 p.m. and 10 p.m. to provide a realistic impression of occupancy.

##### When sunset comes, the light on the front door turns ON automatically with Astro Mode

To welcome visitors and allow them to move more easily and provide safety to the house.

#### How it works

**Wiser Micro Module Light Switch** ensures the ON-OFF control of a lighting circuit from a local mechanical push-button. It also acts through the Wiser Hub: centralized lighting control of a room, of the house, control according to a time schedule, etc. It can be fitted with additional mechanical push-buttons.

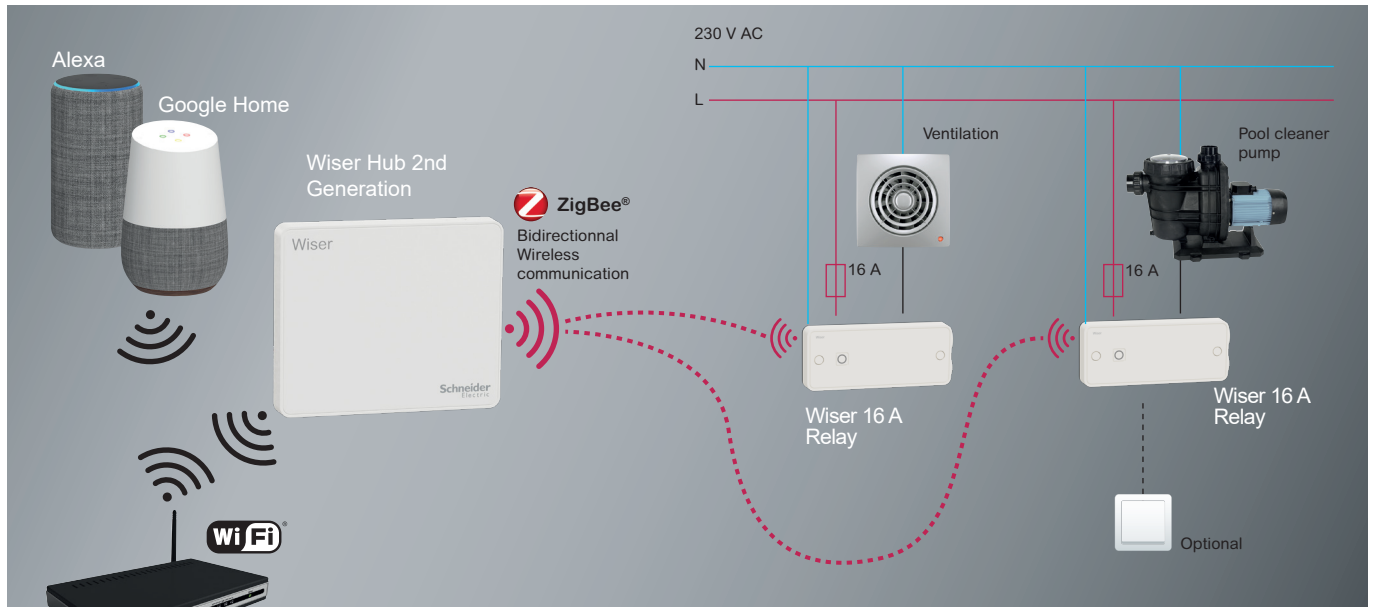
**Wiser Micro Module Dimmer** ensures dimming a lighting circuit with mechanical push-buttons, possibly sharing the same wall box. It also acts through the Wiser Hub to ensure centralized dimming of a room, house, control according to a time schedule, etc.



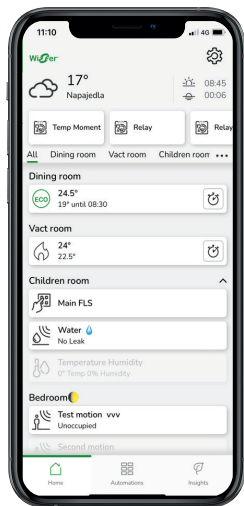
## Wiser solutions for lighting

### Electrical Circuits Control

Wiser Device



Wiser Home app



## Improved home and garden preservation

Equipment control, status reading, and scheduling are easily accessible from the Wiser Home app.

This functions can be fitted to various electrically controlled equipment which are temporary and periodically used. They can provide economy and peace of mind because they are automatic.

### Some common applications

#### Ventilation is a key factor of domestic hygiene

Constant circulation of air in the house helps to keep a sane atmosphere. It also eliminates excessive humidity, preventing moisture stains on walls and ceilings.

Time scheduling can avoid heat leaks during short specific periods (coldest hours of the night, for example).

#### Keeping pool water clean without having to think about it

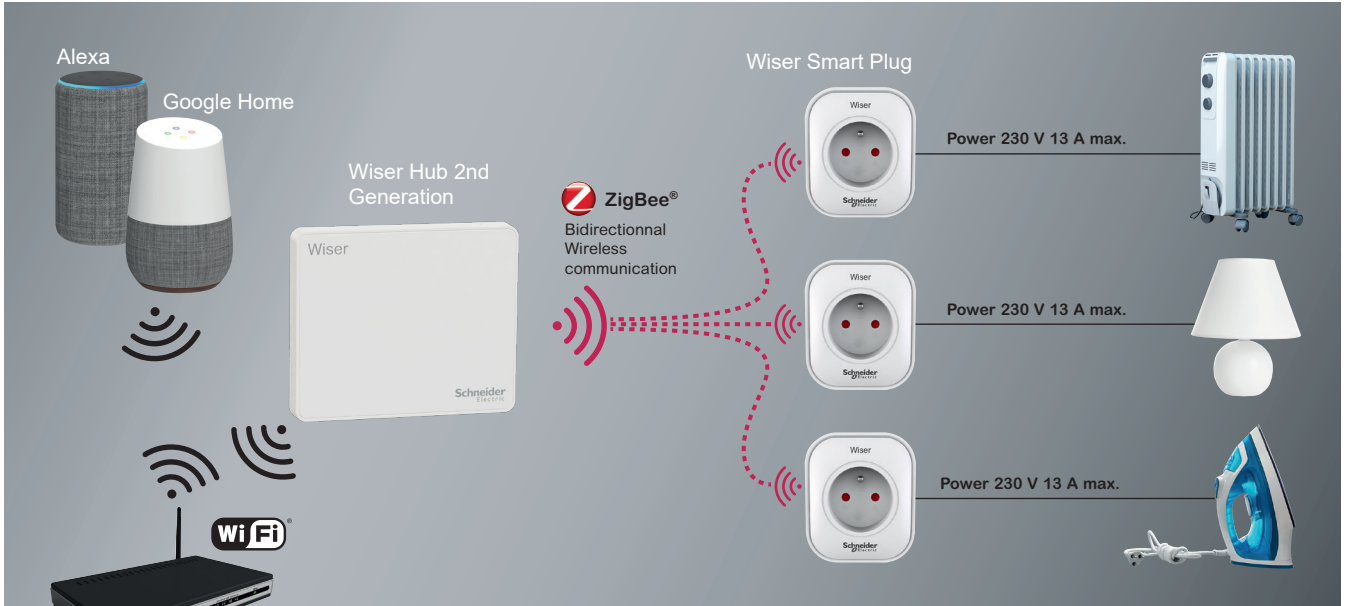
The pool cleaner operates with pressurized water from a pump. The Wiser system can control the pump periodically, a manual control is also possible when the wind blows grass or pine needles into the water.

#### How it works

A short press on the Wiser Relay Switch provides ON-OFF control of a circuit. It also acts through the Wiser Hub to control according to a schedule or simply for remote action.

It can be equipped with additional mechanical push-buttons.

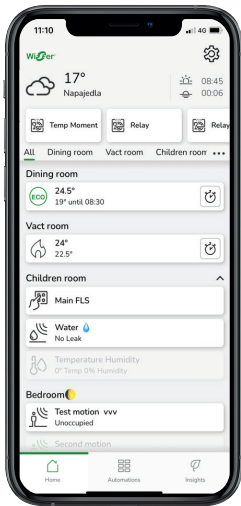
## Wiser solutions for lighting Electric Appliances Control



Wiser Device



Wiser Home app



### Program, anticipate your comfort, protect your goods

Anticipate your return home by turning ON your favorite app\* (portable heat radiator, portable air conditioner, etc.) from the distance. Dissuade burglars by simulating your presence with light, the sound of your radio set.

Reduce the risk of forgetting to turn OFF household equipment (example: iron).

Your electric appliance (13 A/3 kW max.) of any type is controlled remotely or by time programming and locally with your virtual assistants.

Wiser Smart Plug features allow you to take full advantage of Hub or HubR connectivity (HubR is commonly used with central heating). Hub, HubR control up to 10 plugs.

The Wiser Home app provides programming of time slots and direct control of switching ON and OFF. Wiser Smart Plugs also accept commands from local push-button and by virtual assistants (Alexa, Google Home through Hub).

After a manual turn-ON, when the household equipment is needed, Wiser can send shutdown commands to the Smart Plug at scheduled times.

The Wiser Hub, HubR are connected to the internet through the domestic wireless router, they can also be controlled by Alexa and Google Home virtual assistants.

\* Your electric appliance must be power-shutdown tolerant. Perform this simple check:  
 1• Plug your appliance (in OFF state) in the Smart plug (in OFF state)  
 2• Turn Smart plug ON, turn Appliance ON (it starts)  
 3• Turn Smart plug OFF → your appliance will shut down  
 4• Turn Smart plug ON → if your appliance is 'power-shutdown tolerant', it will re-start immediately.



## Wiser solutions for lighting

### Micro Module Light Switch

#### Micro Module Light Switch



CCT5011-0002W

#### Description

Wiser Micro Module Light Switch

#### Commercial ref.

CCT5011-0002W

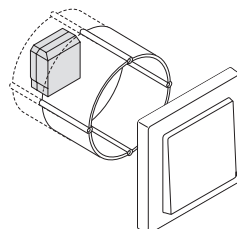
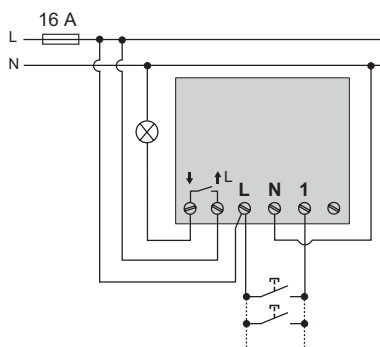
#### Features

- **Local ON/OFF control:** of lighting or other electrical appliance by push-button
- **Remote ON/OFF control:** via the Wiser Hub/Hub from a smartphone or tablet with the Wiser Home app
- **Additional app functions (default setting: no functions active):**
  - Setting the LED operating mode manually (RL LED mode)
  - Timer mode: Overtravel time (1 second - 24 hours), pre-warning (with or without), manual switching (OFF or retrigger)
  - Time switch (weekday switching, astro, random, wake-up and fall asleep function)
  - Coupling to other Wiser devices with help of the status LED
  - **Room control / Quick Home connect:** by pairing with other Wiser devices
  - **Home control:** by setup, using the Wiser Home app via a Wiser Hub

#### Characteristics

- Nominal voltage: AC 230 V~, 50 Hz
- Rated current: 10 A cosφ 0.6 - 1
- Standby power: max. 0.3 W
- Neutral conductor: Required
- Connecting terminals: Screw terminals for max. 2 × 2.5 mm<sup>2</sup> 0.5 Nm
- Extension unit: Up to 10 push-buttons, max. 50 m
- Display: Red/Green status LED
- Fuse protection: 16 A circuit breaker
- Frequency band: 2.4 GHz
- Transmission capacity: 2.5 mW
- Dimensions (H × W × D): 22 × 43 × 43 mm
- Load type max. power:
  - Incandescent lamp: 2200 W at 230 V AC
  - Halogen lamp: 2000 W at 230 V AC
  - LED lamp: 200 W at 230 V AC
  - Capacitive load: 10 A, up to 140 μF
  - Motor (single-phase): 1000 VA at 230 V AC
  - Room heater: 1500 W
  - Electric boiler: 2000 W
  - LV halogen lamps: 1050 VA at 12 V AC (electronic transformer)
  - LV halogen lamps: 500 VA at 12 V AC (wound transformer)
  - Compact fluorescent lamp: 200 W at 230 V AC

#### Wiring diagram - Mounting



For more detailed information, refer to the Wiser Guides online. Scan the QR code or follow the link:  
[https://www.productinfo.schneider-electric.com/wiser\\_home](https://www.productinfo.schneider-electric.com/wiser_home)

## Wiser solutions for lighting

### Micro Module Dimmer

#### Micro Module Dimmer



CCT5010-0002W

#### Description

**Wiser Micro Module Dimmer**

#### Commercial ref.

**CCT5010-0002W**

#### Features

- **Local dimming control:** by push-button
- **Remote dimming control:** via the Wiser Hub/Hub from a smartphone or tablet with the Wiser Home app
- Soft start/stop
- The dimming level is memorized

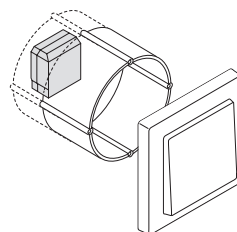
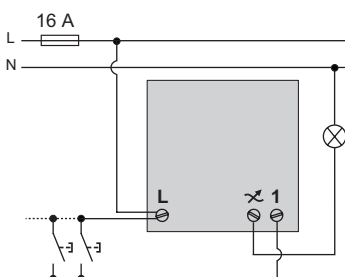
#### Additional app functions (default setting: no functions active):

- **Timer mode:** Overtravel time (1 second - 24 hours), pre-warning (with or without), manual switching (OFF or retrigger)
- **Time switch** (weekday switching, astro, random, wake-up and fall-asleep function)
- **Coupling to other Wiser devices** with the help of the status LED
- **Wireless data exchange** with Hub, HubR and Hub 2nd Generation
- **Room control / Quick Home connect:** by pairing with other Wiser devices
- **Home control:** by setup, using the Wiser Home app via a Wiser Hub

#### Characteristics

- Nominal voltage: AC 230 V~, 50 Hz
- Standby power: max. 0.4 W
- Neutral conductor: Not required
- Connecting terminals: Screw terminals for max.  $2 \times 2.5 \text{ mm}^2$  0.5 Nm
- Extension unit: up to 10 push-buttons, max. 50 m
- Display: Red/Green status LED
- Fuse protection: 16 A circuit breaker
- Frequency band: 2.4 GHz
- Transmission capacity: 2.5 mW
- Load max. power (automatic load detection)
  - Incandescent lamp: 14 - 200 W at 230 V AC
  - Halogen lamp: 14 - 150 W at 230 V AC
  - LED lamp (in RC dimming mode): 5 - 100 VA at 230 V AC
  - LED lamp (in RL dimming mode): 5 - 20 VA at 230 V AC
  - 12 V halogen lamps: 14 - 200 VA with electronic transformer
  - 12 V halogen lamps: 14 - 150 VA with wound transformer
- Automatic overload and overheating protection
- Short-circuit protection

#### Wiring diagram - Mounting



For more detailed information, refer to the Wiser Guides online. Scan the QR code or follow the link:  
[https://www.productinfo.schneider-electric.com/wiser\\_home](https://www.productinfo.schneider-electric.com/wiser_home)



## Wiser solutions for lighting

### Wiser Multiwire Micro Module LED Dimmer

#### Wiser Multiwire Micro Module LED Dimmer



CCT5010-0003

#### Description

**Wiser Multiwire Micro Module LED Dimmer**

#### Commercial ref.

**CCT5010-0003**

#### Features

- Local control dimming up/down control
- Remote control by auxiliary push-button ON/OFF switching
- Remote control by auxiliary push-button dimming up/down control
- Remote control Wiser Home app ON/OFF switching
- Remote control Wiser Home app dimming up/down control
- Remote control Wiser Home app device programming





#### Quick Home Connect functions

The Multiwire Micro Module LED Dimmer can be paired with a wireless switch to dim the brightness without a Hub or a smartphone. Also, the minimum and maximum brightness settings can be modified without the app.

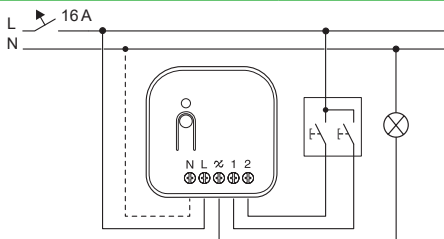
#### Characteristics

- Nominal voltage: 230 V AC, 50 Hz
- 1 Dimming channel
- Standby: < 0.25 W
- Extension connection: Max. 10 mechanical push buttons
- Length of all cable sections: Max. 50 m for 3-wire NYM cable
- Operating frequency: 2405 - 2480 MHz
- Fuse protection: 16 A circuit breaker
- Max. radio frequency power transmitted: < 10 mW
- IP rating: IP20
- Operating Temperature: -5 °C to 35 °C
- Connecting terminals
  - Solid conductor: 1 × 0.75 - 2.5 mm<sup>2</sup>
  - Stranded conductor intended for fixed installation: 1 × 0.75 - 2.5 mm<sup>2</sup>
- Dimension (H × W × D): 45 × 45 × 18.4 mm
- Certification: Zigbee 3.0

#### Load compatibility

	 LED			
<b>Without neutral</b>	RC: 5-200 W RL: 5-80 W	20-300 W	20-300 W	20-300 VA
<b>With neutral</b>	RC: 0-200 W RL: 0-80 W	0-300 W	20-300 W	0-300 VA

#### Wiring diagram



For more detailed information, refer to the online system user guide. Scan the QR code or follow the link:  
[https://www.productinfo.schneider-electric.com/wiser\\_home](https://www.productinfo.schneider-electric.com/wiser_home)

# Wiser solutions for lighting

## System M and System Design

### Relay Switch Insert



MEG5161-0000



MEG5162-0000

### Description

**Relay Switch Insert 1-gang**  
**Relay Switch Insert 2-gang**

### Commercial ref.

**MEG5161-0000**  
**MEG5162-0000**

### Features

#### Control and communication

The Relay Switch Insert is suitable for controlling a wide variety of ohmic, inductive, and capacitive loads such as incandescent lamps, energy-saving lamps, LV halogen lighting with conventional transformers, electronic transformers, fluorescent lamps.

### Characteristics

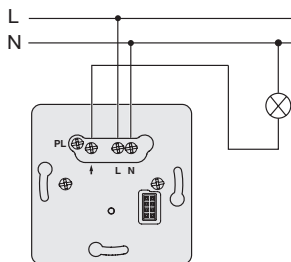
- Nominal voltage: 230 VAC, 50/60 Hz
- Nominal current: max. 10 A
- Switching capacity: 0 - 2000 W
- Product or component type: Insert with relay
- Connecting terminals: Screw terminals for max. 2 x 2.5 mm<sup>2</sup> solid or stranded types
- Mounting type: Flush mounted with screws and claws
- Certification: Zigbee 3.0

### Load compatibility

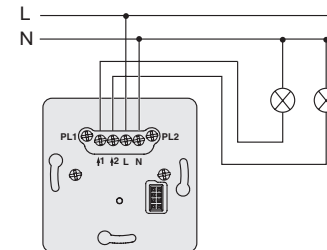
100 W	2200 W	500 VA	2000 W	1050 VA	100 W	1000 VA

### Wiring diagram

Relay Switch Insert 1-gang



Relay Switch Insert 2-gang



**Note:** All controlling functions are included in the module. An insert without a module and rocker has no function. The modules for the inserts can be found in the section "Connected Push-button Modules".



For more detailed information, refer to the Wiser Guides online. Scan the QR code or follow the link:  
[https://www.productinfo.schneider-electric.com/wiser\\_home](https://www.productinfo.schneider-electric.com/wiser_home)



# Wiser solutions for lighting


## System M and System Design

Wiser Device

### Universal Dimmer Insert



MEG5171-0000



MEG5172-0000

### Description

**Universal Dimmer Insert 1-gang**

**Universal Dimmer Insert 2-gang**

### Commercial ref.

**MEG5171-0000**

**MEG5172-0000**

### Features

#### Control and communication

- The Universal Dimmer is suitable for controlling ohmic, inductive, or capacitive loads, e.g. incandescent lamps, dimmable wound transformers or dimmable electronic transformers.
- The Universal Dimmer automatically recognizes the connected load. Do not connect any mixed loads.

### Characteristics

- Nominal voltage: 230 VAC, 50 Hz
- Switching capacity: 50 - 420 VA
- Product or component type: Dimmer insert
- Switching and dimming of one output
- Overload and short-circuit-proof
- Connecting terminals: Screw terminals for max. 2 × 2.5 mm<sup>2</sup> solid or stranded types
- Mounting type: Flush mounted with screws and claws
- Certification: Zigbee 3.0

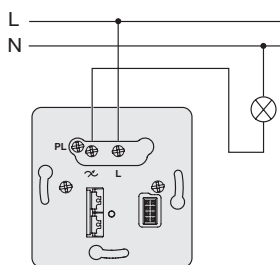
### Load compatibility

	LED	Incandescent	Transformer	Dimmer	Switch
<b>Universal Dimmer Insert 1-gang</b>	RC <sup>(1)</sup> : 14-210 W RL <sup>(2)</sup> : 14-50 W	20-420 W	40-420 VA	20-420 W	20-420 W
<b>Universal Dimmer Insert 2-gang</b>	-	50-200 W	50-200 VA	50-200 W	50-200 W

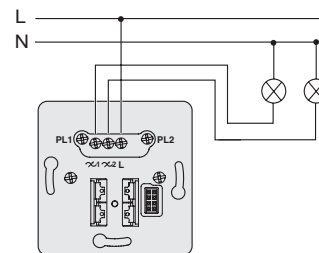
(1) RC = Resistive and Capacitive loads (2) RL = Resistive and Inductive loads

### Wiring diagram

Universal Dimmer Insert 1-gang



Universal Dimmer Insert 2-gang



**Note:** All controlling functions are included in the module. An insert without a module and rocker has no function. The modules for the inserts can be found in the section "Connected Push-button Modules".




For more detailed information, refer to the Wiser Guides online. Scan the QR code or follow the link:  
[https://www.productinfo.schneider-electric.com/wiser\\_home](https://www.productinfo.schneider-electric.com/wiser_home)

## Wiser solutions for lighting

### System M and System Design

#### 1-10 V Insert



MEG5180-0000

#### Description

1-10 V Insert

#### Commercial ref.

MEG5180-0000

#### Features

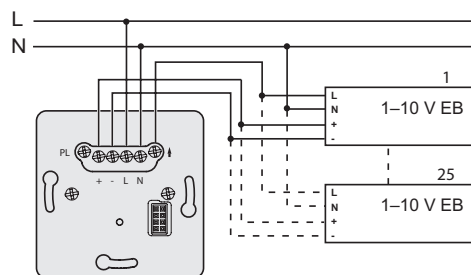
##### Control and communication

The 1-10 V insert is suitable for fluorescent lamps with electronic ballast or electronic transformer with 1-10 V interface.

#### Characteristics

- Nominal voltage: 230 V AC, 50 Hz
- Max. switching current: 10 A
- Output current: 0 - 50 mA
- Product or component type: Electronic potentiometer
- Switching and dimming of 25 controllable 1-10 V EBs
- Connecting terminals: Screw terminals for max.  $2 \times 2.5 \text{ mm}^2$  solid or stranded types
- Mounting type: Flush mounted with screws and claws
- Certification: Zigbee 3.0

#### Wiring diagram




For more detailed information, refer to the Wiser Guides online. Scan the QR code or follow the link:  
[https://www.productinfo.schneider-electric.com/wiser\\_home](https://www.productinfo.schneider-electric.com/wiser_home)



## Wiser solutions for lighting

### System M and System Design

#### DALI Insert



MEG5185-0000

#### Description

**DALI Insert**

#### Commercial ref.

**MEG5185-0000**

#### Features

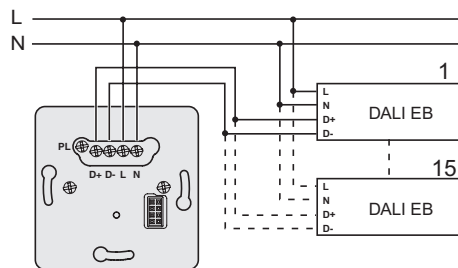
##### Control and communication

The DALI insert is suitable for 15 DALI EBs (electronic ballast).

#### Characteristics

- Nominal voltage: 230 VAC, 50 Hz
- Output current: 0 - 30 mA
- Product or component type: DALI control insert
- Overload and short-circuit-proof
- Switching and dimming of 15 controllable DALI EBs
- Connecting terminals: Screw terminals for max. 2 × 2.5 mm<sup>2</sup> solid or stranded types
- Mounting type: Flush mounted with screws and claws
- Certification: Zigbee 3.0

#### Wiring diagram



**Note:** All controlling functions are included in the module. An insert without a module and rocker has no function. The modules for the inserts can be found in the section "Connected Push-button Modules".




For more detailed information, refer to the Wiser Guides online. Scan the QR code or follow the link:  
[https://www.productinfo.schneider-electric.com/wiser\\_home](https://www.productinfo.schneider-electric.com/wiser_home)


# Wiser solutions for lighting

## System M and System Design

### Electronic Switch Insert



MEG5151-0000



MEG5152-0000

### Description

**Electronic Switch Insert 1-gang**

**Electronic Switch Insert 2-gang**

### Commercial ref.

**MEG5151-0000**

**MEG5152-0000**

### Features




#### Control and communication

The Electronic Switch Insert is suitable for controlling a wide variety of ohmic or inductive loads such as incandescent lamps and LV halogen lighting with conventional transformer.

### Characteristics

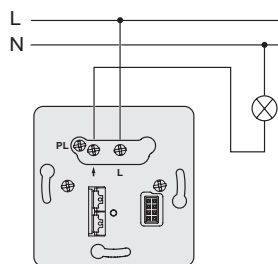
- Nominal voltage: 230 VAC, 50 Hz
- Switching current: max. 1.8 A
- Neutral conductor: not required (2 conductor system)
- Switching capacity: 50 - 420 VA
- Product or component type: Insert with MOSFET
- Connecting terminals: Screw terminals for max. 2 × 2.5 mm<sup>2</sup> solid or stranded types
- Mounting type: Flush mounted with screws and claws
- Certification: Zigbee 3.0

### Load compatibility

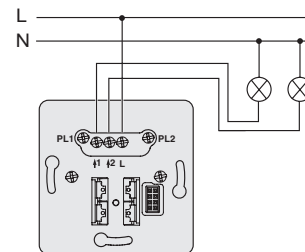
			
<b>Electronic Switch Insert 1-gang</b>	50-420 W	500 VA	2000 W
<b>Electronic Switch Insert 2-gang</b>	50-220 W	50-420 VA	50-220 W

### Wiring diagram

Electronic Switch Insert 1-gang



Electronic Switch Insert 2-gang



**Note:** All controlling functions are included in the module. An insert without a module and rocker has no function. The modules for the inserts can be found in the section "Connected Push-button Modules".




For more detailed information, refer to the Wiser Guides online. Scan the QR code or follow the link:  
[https://www.productinfo.schneider-electric.com/wiser\\_home](https://www.productinfo.schneider-electric.com/wiser_home)


## Wiser solutions for lighting

### System M and System Design

#### Connected Wireless Switch 1-gang/2-gang



MEG5001-0300



MEG5001-6000

#### Description

##### Connected Wireless Switch 1-gang/2-gang

#### Commercial ref.

MEG5001-0300

MEG5001-6000

#### Features

##### Control and communication

- The Connected Wireless Switch 1-gang/2-gang can be placed anywhere and is used to control a group of Zigbee devices within the same Zigbee network.
- The device can be configured through the Wiser Home app or can be paired with other Wiser Zigbee devices directly.
- By default, the device is operated as 1-gang, it can also be configured to operate as 2-gang device.

- To control the Connected Wireless Switch 1-gang/2-gang through the Wiser Home app on your smartphone, you need to pair it to the Wiser Hub 2nd Generation.

##### Functions:

- Press and hold the up and down push buttons simultaneously for 10 seconds until the LED turns red to switch from 1-gang to 2-gang.
- **Room control / Quick Home connect:** by pairing with other Wiser devices
- **Home control:** by setup, using the Wiser Home app via a Wiser Hub

#### Characteristics

- Operating voltage: 3 V DC
- Battery: CR2032
- Battery life: Up to 5 years (depending on the frequency of use and quality of the battery)
- Max. transmitted power: ≤ 10 mW
- Frequency range: 2405 MHz to 2480 MHz
- IP rating: IP20
- Operating temperature: -5 °C to 45 °C
- Relative humidity: 5 % to 95 %

##### Note:

- Construction materials may cause interference that affects gateway-to-device and device-to-device distances. In the open air, there is no interference, so the distance can be much longer.
- The rocker and cover frame is not included in the package. They must be procured separately. The rockers and cover frames for the connected wireless switch inserts can be found in "Accessories".



For more detailed information, refer to the Wiser Guides online. Scan the QR code or follow the link:  
[https://www.productinfo.schneider-electric.com/wiser\\_home](https://www.productinfo.schneider-electric.com/wiser_home)



## Wiser solutions for roller shutters and blinds

### Micro Module Shades Control

#### Micro Module Shades Control



CCT5015-0002W

#### Description

**Wiser Micro Module Shades Control**

#### Commercial ref.

**CCT5015-0002W**

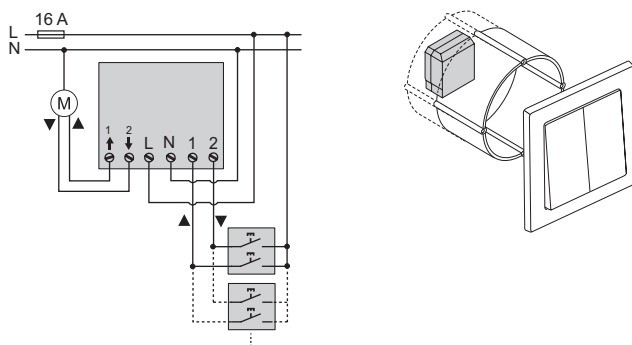
#### Features

- For control of one blind/roller shutter motor equipped with an end position switch.
- Relay contacts are mechanically locked against each other to prevent simultaneous triggering of two relay outputs.
- The micro module must not be used to control safety-relevant applications.
- **Direct operation:** by a max. of 10 mechanical double push-buttons
- **Room control / Quick Home connect:** by pairing with other Wiser devices
- **Home control:** by setup, using the Wiser Home app via a Wiser Hub

#### Characteristics

- Nominal voltage: AC 220-240 V, 50/60 Hz
- Nominal current: 4 A,  $\cos\phi = 0.6 - 1.0$
- Blind channel: 1, mechanically and electronically locked against each other
- Standby: Max. 0.3 W
- Operating Temperature: 0 °C to 35 °C
- Neutral conductor: Required
- Connecting terminals: Max.  $2 \times 2.5 \text{ mm}^2$ , solid or stranded types
- Extension connection: Max. 10 mechanical push-buttons
- Length of all cable sections: Max. 50 m for 3-wire NYM cable
- Fuse protection: 16 A circuit breaker
- Operating frequency: 2405 - 2480 MHz
- Max. radio-frequency power transmitted: <10 mW
- Certification: Zigbee 3.0
- IP rating: IP20
- Product dimensions (H × W × D): 43 × 43 × 22 mm
- Wall box dimension: The wall box must have a minimum depth of 26 mm

#### Wiring diagram - Mounting




For more detailed information, refer to the Wiser Guides online. Scan the QR code or follow the link:  
[https://www.productinfo.schneider-electric.com/wiser\\_home](https://www.productinfo.schneider-electric.com/wiser_home)

## Wiser solutions for roller shutters and blinds

### System M and System Design

#### Blind Control Insert



MEG5165-0000

#### Description

**Blind Control Insert**

#### Commercial ref.

**MEG5165-0000**

#### Features

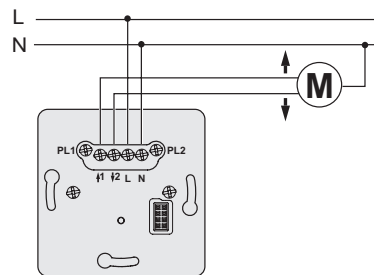
##### Control and communication

- The Blind Control Insert is for local control of a blind/roller shutter motor with limit switch.
- The insert has two relay contacts electrically locked against each other that reliably prevent simultaneous triggering of the two relay outputs.

#### Characteristics

- Nominal voltage: 230 VAC, 50 Hz
- Switching capacity: 1000 W
- Product or component type: Blind control insert
- Slat adjustment with blinds
- Motor load: 1 motor, max. 1000 VA
- Connecting terminals: Screw terminals for maximum 2 × 2.5 mm<sup>2</sup> solid or stranded types
- Installation: Flush mounted with screws and claws
- Certification: Zigbee 3.0

#### Wiring diagram



**Note:** All controlling functions are included in the module. An insert without a module and rocker has no function. The modules for the inserts can be found in the section "Connected Push-button Modules".




For more detailed information, refer to the Wiser Guides online. Scan the QR code or follow the link:  
[https://www.productinfo.schneider-electric.com/wiser\\_home](https://www.productinfo.schneider-electric.com/wiser_home)


# Wiser solutions for roller shutters and blinds

## System M and System Design

### Connected Push-Button Modules



MEG5116-0300



MEG5116-6000

### Description

**System M: Connected Push-button Module, 1-gang**

**System Design: Connected Push-button Module, 1-gang**

### Commercial ref.

**MEG5116-0300**

**MEG5116-6000**

### Features

#### Control and communication

- The Connected Push-button Module supports functionality such as switching, dimming and blind control.
- With the Wiser Home app, you can combine the settings of one or more devices to form a Moment or an Automation.
- The push-button module is connected to the inserts with a module interface and is completed with the rocker to form a Wiser offer.

### Characteristics

- Local control switch
  - Local control dimming up/down control
  - Local control roller blind
  - Local control starting staircase timer (with/without warning)
  - Local control pulse generator
  - Local control sunshade function
  - Local control calling up/saving scenes
  - Product or component type: Push-button module
  - Dimensions (H × W × D): 53 × 52 × 25 mm
  - Number of function keys: 2
  - IP degree: IP20
  - Certification: Zigbee 3.0
- Via Wiser Home app:
- Setting the switch-on brightness or memory function (default setting)
  - Setting the dimming range: minimum and maximum brightness
  - Setting the blind and slat position
  - Setting the blind movement time

### To be completed with

Relay Switch Insert	<b>MEG5161-0000</b>
Electronic Switch Insert 1-gang	<b>MEG5151-0000</b>
Blind Control Insert	<b>MEG5165-0000</b>
Universal dimmer inserts	<b>MEG5171-0000</b>
1-10 V insert	<b>MEG5180-0000</b>
DALI insert	<b>MEG5185-0000</b>

**Note:** The rockers and cover frames for the Connected Push-button Modules can be found in the section "Accessories".




For more detailed information, refer to the Wiser Guides online. Scan the QR code or follow the link:  
[https://www.productinfo.schneider-electric.com/wiser\\_home](https://www.productinfo.schneider-electric.com/wiser_home)




## Wiser solutions for roller shutters and blinds

### System M and System Design

#### Connected Push-Button Modules



MEG5126-0300



MEG5126-6000

#### Description

**System M: Connected Push-button Module, 2-gang**

**System Design: Connected Push-button Module, 2-gang**

#### Commercial ref.

**MEG5126-0300**

**MEG5126-6000**

#### Features

##### Control and communication

- The Connected Push-button Module supports functionality such as switching, dimming, and blind control.
- With the Wiser Home app, user can combine the settings of one or more devices to form a Moment or an Automation.
- The push-button module is connected to the inserts with a module interface and is completed with the rocker to form a Wiser offer.
- Product or component type: Push-button module

#### Characteristics

- Local control switch
  - Local control dimming up/down control
  - Local control starting staircase timer (with/without warning)
  - Local control pulse generator
  - Local control calling up/saving scenes
  - Dimensions (H × W × D): 53 × 52 × 25 mm
  - Number of function keys: 4
  - IP degree: IP20
  - Certification: Zigbee 3.0
- Via Wiser Home app:
- Setting the switch-on brightness or memory function (default setting)
  - Setting the dimming range: minimum and maximum brightness

#### To be completed with

Relay switch insert	<b>MEG5162-0000</b>
Electronic Switch Insert 2-gang	<b>MEG5152-0000</b>
Universal dimmer inserts	<b>MEG5172-0000</b>
1-10 V insert	<b>MEG5180-0000</b>
DALI insert	<b>MEG5185-0000</b>


**Note:** The rockers and cover frames for the Connected Push-button Modules can be found in the section "Accessories".



For more detailed information, refer to the Wiser Guides online. Scan the QR code or follow the link:  
[https://www.productinfo.schneider-electric.com/wiser\\_home](https://www.productinfo.schneider-electric.com/wiser_home)







## Simple solution for room lighting and shutter control

Easy way of connecting wireless switches together, without any Hub or Wiser Home app.

A simple solution to installations and control needs where no larger smart home solution.

Scalable; start with room control solution and upgrade later with Hub and other Wiser devices to a complete Wiser smart home.

Quick Home Connect is a way to pair the various connected devices and micro modules with connected wireless switch.

### Key benefits of using Quick Home Connect Kit

- Room control solution
- Simple to install
- Hassel free - ideal for easy renovation - just pair and ready to go!
- Easy customer experience

### Some common applications

- An additional switch for controlling the same lights from two places
- An additional switch next to your bed without pulling in wires/ wall boxes
- To control multiple shutter switches simultaneously from one location
- Ideal for renovation: No drilling, no pulling wires
- Convert traditional lamp into connected by placing a multiwire dimmer micro module in the ceiling box and controlling from wireless switch

### How it works

- Pairing occurs quickly with a 5-time press on each device
- The solution does not require a Hub or a smartphone with Wiser Home app















For more detailed information, refer to the Wiser Guides online. Scan the QR code or follow the link:  
[https://www.productinfo.schneider-electric.com/wiser\\_home](https://www.productinfo.schneider-electric.com/wiser_home)



## Wiser solutions for lighting and shutter control

### Quick Home Connect Kits

**Quick Home Connect Kits**

MEG501020		+		+		+	
	CCT5010-0003		MEG5001-0300		MEG4010-3619		MEG5210-0319
MEG501120		+		+		+	
	CCT5011-0002W		MEG5001-0300		MEG4010-3619		MEG5210-0319
MEG501520		+		+		+	
	CCT5015-0002W		MEG5001-0300		MEG4010-3619		MEG5215-0319

Description	Commercial ref.
<b>Room Light Control Kit Dim</b>	Composition: 1 Connected Wireless Switch + 1 Wiser Multiwire Dimmer Puck + 1 Merten System M Frame + Merten Rocker <b>MEG501020</b>
<b>Room Light Control Kit Switch</b>	Composition: 1 Connected Wireless Switch + 1 Wiser Micro Light Switch + 1 Merten System M Frame + Merten Rocker <b>MEG501120</b>
<b>Room Shutter Control Kit</b>	Composition: 1 Connected Wireless Switch + 1 Wiser Micro Shades Control + 1 Merten System M Frame + Merten Rocker <b>MEG501520</b>

- Features**
- The wireless switch and the micro modules, when used together, do not need a gateway or Wiser Home app, and pairing them is a simple plug-and-play installation.
  - The wireless switch, which controls the load-control micro module, can be placed anywhere, which is the optimal place for the end-user; glue it on the wall or keep it on the table.

 For more detailed information, refer to the Wiser Guides online. Scan the QR code or follow the link:  
[https://www.productinfo.schneider-electric.com/wiser\\_home](https://www.productinfo.schneider-electric.com/wiser_home)



# Safety and Security Solutions

Wiser safety and security solutions are designed to provide peace of mind. Whether it's heat, humidity, leaks, or motion, these smart sensors make sure that your home is safe and secure, even when you are away.





## Wiser safety and security solutions

### Sensors and Alarms

#### Window/Door Sensor



CCT591012

#### Description

**Wiser Window/Door Sensor**

#### Commercial ref.

**CCT591012**

#### Features

- The Wiser Window/Door sensor consists of two separate parts: primary (sensing circuit) and secondary (magnet).
- The primary part includes the sensing circuit which detects the secondary part.
- The primary part reports the window/door status (open/closed) when connected to the Wiser Hub.
- Reports low battery (less than 10 %), status with LED blinks orange once per minute, and a message is sent to the Wiser Hub.

#### Characteristics

- Operating voltage: 3 VDC (1 lithium button cell battery CR 2450)
- Battery life: Up to 5 years (may vary based on the usage, frequency of firmware update and environment)
- Nominal power: ≤90 mW
- Operating frequency: 2405 - 2480 MHz
- Max. radiofrequency power transmitted: ≤7 dBm
- IP rating: IP20
- Operating temperature: -10 °C to 50 °C
- Relative humidity: 10 % to 95 %
- Sensor dimensions (H × W × D): 50.3 × 33 × 16.3 mm
- Magnet dimensions (H × W × D): 50 × 9 × 9 mm
- Certification: Zigbee 3.0



For more detailed information, refer to the Wiser Guides online. Scan the QR code or follow the link:  
[https://www.productinfo.schneider-electric.com/wiser\\_home](https://www.productinfo.schneider-electric.com/wiser_home)



## Wiser safety and security solutions

### Sensors and Alarms

#### Water Leakage Sensor



CCT592012

#### Description

**Wiser Water Leakage Sensor**

#### Commercial ref.

**CCT592012**

#### Features

- The Wiser Water Leakage Sensor detects the presence of water and alerts through an alarm and/or notification.
- When connected to the Wiser Hub, it sends an alarm sound and reports the event to the house owner through a notification on the smartphone.
- Reports low battery (less than 10 %), status with LED blinks orange once per minute and a short beep sound sent once per minute. A message is sent to the Wiser Hub.

#### Characteristics

- Operating voltage: 3 VDC (2 batteries LR03 AAA)
- Battery life: Up to 5 years (may vary based on the usage, frequency of firmware update and environment)
- Nominal power: ≤90 mW
- Operating frequency: 2405 - 2480 MHz
- Max. radiofrequency power transmitted: ≤7 dBm
- IP rating: IP44
- Operating temperature: -10 °C to 50 °C
- Relative humidity: 10 % to 95 %
- Sound level: ≥70 dB at 3 m distance
- Dimensions (H × W × D): 70.8 × 68.68 × 18.96 mm
- Mounting: In the area of detection with the water sensor facing downwards
- Certification: Zigbee 3.0



For more detailed information, refer to the Wiser Guides online. Scan the QR code or follow the link:  
[https://www.productinfo.schneider-electric.com/wiser\\_home](https://www.productinfo.schneider-electric.com/wiser_home)

## Wiser safety and security solutions

### Sensors and Alarms

#### Temperature/Humidity Sensor



CCT593012

#### Description

**Wiser Temperature/Humidity Sensor**

#### Commercial ref.

**CCT593012**

#### Features

- The Wiser Temperature/Humidity Sensor combines two sensors in one unit.
- Measures temperature and humidity in the environment where the sensor is installed.
- Reports temperature and humidity data when connected to the Wiser Hub.
- Reports low battery (less than 10 %), status with LED blinks orange once per minute, and a message is sent to the Wiser Hub.

#### Characteristics

- Operating voltage: 3 VDC (1 lithium button cell battery CR 2450)
- Battery life: Up to 5 years (may vary based on the usage, frequency of firmware update and environment)
- Nominal power: ≤90 mW
- Operating frequency: 2405 - 2480 MHz
- Max. radiofrequency power transmitted: ≤7 dBm
- IP rating: IP20
- Operating temperature: -10 °C to 50 °C
- Temperature accuracy: ±1.5 °C
- Temperature resolution: 0.1 °C
- Relative humidity: 10 % to 95 %
- Humidity accuracy: ±5 %
- Dimensions (H × W × D): 45.0 × 45.0 × 17.2 mm
- Mounting type: Surface-mounting, with screws or adhesive pads
- Certification: Zigbee 3.0



For more detailed information, refer to the Wiser Guides online. Scan the QR code or follow the link:  
[https://www.productinfo.schneider-electric.com/wiser\\_home](https://www.productinfo.schneider-electric.com/wiser_home)

## Wiser safety and security solutions

### Sensors and Alarms

#### Motion Sensor



CCT595012

#### Description

**Wiser Motion Sensor**

#### Commercial ref.

**CCT595012**

#### Features

- The Wiser Motion Sensor detects movement and measures luminance in a room, and reports the status to the Wiser Hub.
- It controls Wiser devices to configure the room for a desired effect.
- The threshold of luminance settings and/or detection of movement can be programmed to determine what action to be taken at that moment, for example, switch on a lamp controlled by a Wiser switch or dimmer.
- Reports low battery (less than 10 %), status with LED blinks orange once per minute, and a message is sent to the Wiser Hub.

#### Characteristics

- Operating voltage: 3 V DC (2 batteries LR03 AAA)
- Battery life: Up to 5 years (may vary based on the usage, frequency of firmware update and environment)
- Nominal power: ≤90 mW
- IP rating: IP20
- Operating frequency: 2405 - 2480 MHz
- Max. radio frequency power transmitted: ≤7 dBm
- Operating temperature: -10 °C to 50 °C
- Relative humidity: 10 % to 95 %
- Lux measurement range: 0 lx to 2000 lx
- Lux resolution: 1 lx
- Dimensions (Ø × H): Ø 75.0 × 26.6 mm
- Mounting type: Surface mounting on ceiling and wall only
- Ceiling mounting:
  - At 2.5 m
  - Detection angle: 360°
  - Detection range: 4 m diameter max.
- Wall mounting:
  - At 1.2 m
  - Detection angle: 90° to 110° horizontal and vertical
  - Detection range: 5 m in radius max.
- Certification: Zigbee 3.0



For more detailed information, refer to the Wiser Guides online. Scan the QR code or follow the link:  
[https://www.productinfo.schneider-electric.com/wiser\\_home](https://www.productinfo.schneider-electric.com/wiser_home)







# Energy monitoring solutions

PowerTag Energy is a wireless-communication energy sensor designed for Energy Management, Load Monitoring, and Power Availability applications. Associated with the Wiser Hub, PowerTag Energy provides a complete wireless class 1 solution to monitor energy at any level of a distribution panel. The PowerTag Energy sensor incorporates every feature required to perform accurate real-time energy values up to 63 A. It is used together with the Wiser Hub to collect and process the data and provides circuit monitoring and diagnosis down to the load level. PowerTag Energy is easy to install in no time on new or existing panels.

## **PowerTag Energy Monoconnect 63 A Resi9**

PowerTag Energy for Resi9 Monoconnect offers single-terminal circuit breakers, RCDs, and switches with an 18 mm pitch between phase and neutral, rated at less than or equal to 63 A. PowerTag Energy Monoconnect is mounted directly on the protective device with no additional wiring required.

## **PowerTag Energy Flex 63 A Resi9**

PowerTag Energy Flex can be mounted on a wide range of protective devices that have a rating of less than or equal to 63 A. To allow PowerTag Energy Resi9 F63 to adapt to different types of terminals, the voltage tap lugs can be replaced with other end-pieces or lugs for AWG22/0.33 mm<sup>2</sup> wires.

Connected sockets and smart plugs together make a winning combination for energy automation and conservation. Their seamless integration with the Wiser Home app gives you control and visibility over major household appliances.



# Solar and Solar with Battery Monitoring Integration



By installing a PowerTag on solar or solar with battery systems, you can monitor your home energy consumption

**Solar:** Whenever solar energy is available, the solar power system without battery would provide electricity to your home. When there is insufficient solar energy to provide, the solar inverter without battery would revert to grid electricity.

**Solar with Battery:** When your solar power system is generating more energy than your home is demanding, the excess energy is used to charge your battery. You can then use that stored energy to power your home when your solar panels don't generate enough electricity including nights, cloudy days, and during power outages. During night time, if the battery is low, it charges from the grid.

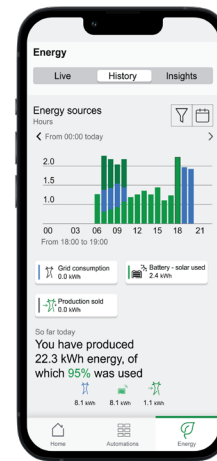
This feature helps measure how much energy is produced, used and sold.

Using the Wiser Home app, you can monitor the live data and view the history of the power consumption on the solar grid and solar with battery.

## Live Data



## History of Energy Savings of Solar with Battery



- **Grid:** Represented in blue
- **Solar with battery:** Represented in green

**Note:** You can view the history of solar with battery only if you have installed an additional PowerTag.

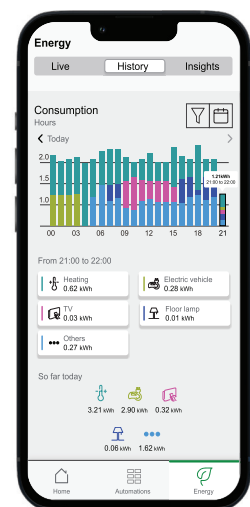
## Energy view of individual devices

You can monitor more devices in the powerflow in the Energy tab. You can view the energy consumption in kWh on a daily, weekly, monthly and yearly basis. The powerflow will display instant power of the below devices if you have installed them.

- Smart Plugs
- Connected Sockets
- 16 A Relays

### Advantages:

- Live data of individual devices.
- History of individual devices.




For more detailed information, refer to the Wiser Guides online. Scan the QR code or follow the link: [https://www.productinfo.schneider-electric.com/wiser\\_home](https://www.productinfo.schneider-electric.com/wiser_home)



## Wiser solutions for energy monitoring

### PowerTag Energy

#### PowerTag Energy



#### Description

**PowerTag Energy Monoconnect 63 A Resi9**

#### Commercial ref.

**R9M20**

**R9M40**

**R9M41**

**PowerTag Energy Flex 63 A Resi9**

**R9M60**

**R9M70**

#### Features

Rated voltage	Un	1P+N/1P+W	Phase-to-neutral	200...240 V AC ± 20 %
	Un	3P	Phase-to-phase	380...415 V AC ± 20 %
	Un	3P+N	Phase-to-neutral	220...240 V AC ± 20 %
			Phase-to-phase	380...415 V AC ± 20 %
Frequency	50 Hz			
Max. current	Imax			63 A
Base current	Ib			10 A
Saturation current				130 A
Starting current	Ist			40 mA

#### Environment

Operating temperature				-25 °C to +60 °C
Storage temperature				-40 °C to +85 °C
Overvoltage category	As per IEC 61010-1			Cat. III
Measuring category	As per IEC 61010-2-30			Cat. III
Altitude				≤2000 m
Degree of protection	Device only			IP20
	IK			05

#### Radio-frequency communication

ISM band 2.4 GHz				2.4 GHz to 2.4835 GHz
Channels	As per IEEE 802.15.4			11 to 26
Isotropic Radiated Power	Equivalent (EIRP)			0 dBm
Max. transmission time				<5 ms
Channel occupancy	Messages sent every			5 seconds minimum

#### Characteristics of measuring functions

Function		Performance category as per IEC 61557-12	Device measuring range
Active energy (delivered and received)	Ea	Class 1	Total and partial 0 to 99999999.9 kWh
Current	I	Class 1	40 mA to 63 A
Voltage	U	Class 0.5	Un ± 20 %

#### Weight

	Type	Weight (g)
R9 M63	1P + Wire	16.4
	1P + N	17.5
	3P	28
	3P + N	35
R9 F63	1P + N	16
	3P + N	40



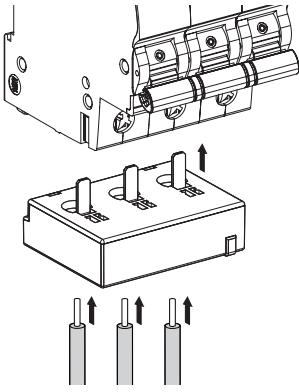
For more detailed information, refer to the Wiser Guides online. Scan the QR code or follow the link:  
[https://www.productinfo.schneider-electric.com/wiser\\_home](https://www.productinfo.schneider-electric.com/wiser_home)

## Wiser solutions for energy monitoring

### PowerTag Energy

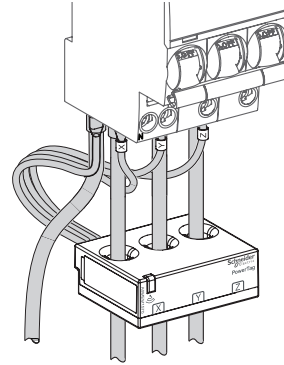
#### Connections

##### PowerTag Energy R9 M63



Stripping length : 18 mm

##### PowerTag Energy R9 F63



Stripping length: respect the stripping length stated on the device that the PowerTag Energy is associated with.



For more detailed information, refer to the Wiser Guides online. Scan the QR code or follow the link:  
[https://www.productinfo.schneider-electric.com/wiser\\_home](https://www.productinfo.schneider-electric.com/wiser_home)

## Wiser solutions for energy monitoring

### Smart Plug

#### Smart Plug



CCTFR6501

#### Description

**Wiser Smart Plug**

#### Commercial ref.

**CCTFR6501**

#### Features

##### Control and communication

- The Wiser Smart Plug can remotely turn electrical appliances ON and OFF from the Wiser Home app.
- The smart plug can also monitor the power consumption of the connected equipment.
- It acts as a Radio Frequency (RF) signal range extender within the Wiser Home system to communicate with the Wiser Hub in an environment with poor RF signal.

#### Characteristics

- Nominal voltage: AC 100-240 V, 50/60 Hz
- Nominal power: 3000 W
- Nominal current: 13 A
- Standby: Max. 0.5 W
- Operating temperature: 0 °C to +40 °C
- Storage temperature: -10 °C to +40 °C
- IP rating: IPX0
- Operating frequency: 2400 MHz (ISM Band)
- Max. radio frequency power transmitted: +8 dBm
- Pollution class: 2
- Software class: A
- Product dimensions (H × W × D): 79.6 × 67.9 × 72.5 mm
- Communication protocol: Zigbee HA1.2 Standard



For more detailed information, refer to the Wiser Guides online. Scan the QR code or follow the link:  
[https://www.productinfo.schneider-electric.com/wiser\\_home](https://www.productinfo.schneider-electric.com/wiser_home)



## Wiser safety and security solutions

### Sensors and Alarms

#### Smoke Alarm - Battery



CCT599002

#### Description

**Wiser Smoke Alarm - Battery**

#### Commercial ref.

**CCT599002**

#### Features

- The Wiser Smoke Alarm - Battery uses a photoelectric sensor to detect the smoke generated by fire.
- When connected to the Wiser system, the device sends the notifications through the Wiser Home app. It can also trigger signals through other products (for example, flash lights) connected to the Wiser system.
- The smoke alarm can be temporarily deactivated to avoid false alarm when cooking etc. An additional temperature sensor still provides basic protection.

#### Characteristics

- Battery life: 10 years (Not replaceable after 10 years )
- Operating current: ≤70 mA
- Sensing type: Photoelectric. This alarm contains NO radioactive material.
- Operating temperature: 0 °C to 45 °C
- Relative Humidity: 5 % to 95 %
- Interconnecting: RF+Zigbee, max. 40 devices in one network
- Operating frequency: Zigbee: 2405 - 2480 MHz RF: 868 MHz
- Wireless range:
  - Zigbee: 40 m line of sight
  - RF: 50 m line of sight
- Horn level: 85 dB at 3 m
- Hush mode duration: 10 minutes
- LED brightness levels: High/Low
- Alarm memory: 72 hours
- Temperature for alarm: If temp > 57 °C
- Mounting type: Mounting on ceiling and wall only
- Dimensions (H × W × D): 89 × 89 × 33.5 mm
- Certification: Zigbee 3.0, EN 14604: 2005 + AC 2008, Q-Label



For more detailed information, refer to the Wiser Guides online. Scan the QR code or follow the link:  
[https://www.productinfo.schneider-electric.com/wiser\\_home](https://www.productinfo.schneider-electric.com/wiser_home)


## Wiser solutions for energy monitoring

### System M and System Design


#### Connected Single Socket Outlet 16 A



MEG2380-0319



MEG2380-0325



MEG2380-0344



MEG2380-0414



MEG2380-0460

#### Description

#### Commercial ref.

**Connected Single Socket Outlet 16 A**

**MEG2380-0319**

**MEG2380-0325**

**MEG2380-0344**

**MEG2380-0414**

**MEG2380-0460**

#### Features

##### Control and communication

- Connected Single Socket Outlet 16 A can remotely control and monitor the power consumption of the plugged-in load.
- The device is equipped with a temperature protection mechanism.
- When the device is used with a high load over a long time, the mechanism can switch the socket OFF.
- Wireless data exchange with Hub 2nd Generation.

#### Characteristics

- Nominal voltage: AC 230 V, 50 Hz
- Standby: Max. 0.4 W
- Fuse protection: 16 A miniature circuit breaker
- Connecting terminals: Terminals for max. 2 × 2.5 mm<sup>2</sup>
- Operating frequency: 2405-2480 MHz
- Max. radio-frequency power transmitted: <10 mW
- IP rating: IP20
- Measuring accuracy: ±1 % for loads >25 W
- Communication protocol: Zigbee 3.0



For more detailed information, refer to the Wiser Guides online. Scan the QR code or follow the link:  
[https://www.productinfo.schneider-electric.com/wiser\\_home](https://www.productinfo.schneider-electric.com/wiser_home)

## Wiser solutions for energy monitoring

### System M and System Design

#### Connected Single Socket Outlet 16 A



MEG2380-6034



MEG2380-6035



MEG2380-6036

#### Description

##### Connected Single Socket Outlet 16 A

#### Commercial ref.

MEG2380-6034

MEG2380-6035

MEG2380-6036

#### Features

##### Control and communication

- Connected Single Socket Outlet 16 A can remotely control and monitor the power consumption of the plugged-in load.
- The device is equipped with a temperature protection mechanism.
- When the device is used with a high load over a long time, the mechanism can switch the socket OFF.
- Wireless data exchange with Hub 2nd Generation.

#### Characteristics

- Nominal voltage: AC 230 V, 50 Hz
- Standby: Max. 0.4 W
- Fuse protection: 16 A miniature circuit breaker
- Connecting terminals: Terminals for max. 2 × 2.5 mm<sup>2</sup>
- Operating frequency: 2405-2480 MHz
- Max. radio-frequency power transmitted: <10 mW
- IP rating: IP20
- Measuring accuracy: ±1 % for loads >25 W
- Communication protocol: Zigbee 3.0



For more detailed information, refer to the Wiser Guides online. Scan the QR code or follow the link:  
[https://www.productinfo.schneider-electric.com/wiser\\_home](https://www.productinfo.schneider-electric.com/wiser_home)





## Wiser eMobility Solutions

EVlink Home Smart with Home Anti-tripping system provides a perfect solution to charge your car without disrupting your lifestyle, keeping your installation running as needed.

The smart charger EVlink Home Smart is connected to the Wiser Home app. The Wiser Home app for residential energy management enables an easy access to monitor and control the charging experience remotely.



## Wiser eMobility solutions

### Smart End-to-End Solution

“I want to charge my car without tripping my house, while optimizing my comfort and keeping my energy consumption under control.”

EVlink Home Smart provides homeowners with an easy and smart charging experience. Charge at the right time, with the option to prioritize renewable power charging to optimize consumption, avoid power overruns and reduce your carbon footprint.



### EVlink Home Smart

#### Wall-mounted charging station

##### Convenient, compliant, and appealing design:

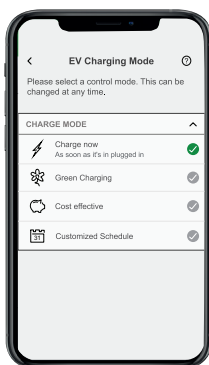
- A full range of products: T2/T2S socket, with or without attached cable, 3 power ranges available.
- Built-in internal protection: RDC-DD 6 mA filter
- Communication protocol OCPP1.6J
- User-friendly LED status indicator.



### Anti-tripping System

#### Power load management

- Continuously adapt the power supplied to charge the car taking home consumption into account.
- No need for additional communication cable (Power Line Communication).



### Wiser Home app

#### Connected technology

- Remote control and scheduling
- Reimbursement capability
- Energy budget follow-up/control



## Wiser eMobility solutions

### Smart End-to-End Solution



#### Peace of mind

No disruption of your lifestyle and keep your installation running



#### Fast

Speed-up your charging duration



#### Sustainable

Manage your energy consumption with ease and switch to renewable sources



#### Cost efficient

Choose the right time to charge avoiding peak tariffs and selecting cheaper energy

## Customer benefits



#### ▶▶ For the homeowner:

- Appealing offer
- Energy consumption and carbon footprint reduction
- Company car reimbursement management



#### ▶▶ For home builders:

- Competitive and certified offer
- Benefit of Schneider Electric's reputation network of certified partners



#### ▶▶ For electricians:


- Reduced installation time
- Schneider Electric certification and training
- Products available from distributors



#### ▶▶ For distributors:

- Competitive offer to become the One-Stop Shop for EVs.
- Entire application sales with strong market demand

## Smart Charging End-to-End Solution





## Wiser eMobility solutions

### EVlink Home Smart

#### EVlink Home Smart



#### Description

EVlink Home Smart T2 1P+N 3.7 kW 16 A with RDC-DD  
 EVlink Home Smart T2 1P+N 7.4 kW 32 A with RDC-DD  
 EVlink Home Smart T2 3P+N 11 kW 16 A with RDC-DD  
 EVlink Home Smart T2S 1P+N 3.7 kW 16 A with RDC-DD  
 EVlink Home Smart T2S 1P+N 7.4 kW 32 A with RDC-DD  
 EVlink Home Smart T2S 3P+N 11 kW 16 A with RDC-DD  
 EVlink Home Smart cable 5 m 1P+N 3.7 kW 16 A with RDC-DD  
 EVlink Home Smart cable 5 m 1P+N 7.4 kW 32 A with RDC-DD  
 EVlink Home Smart cable 5 m 3P+N 11 kW 16 A with RDC-DD

#### Commercial ref.

EVH4A03N2  
 EVH4A07N2  
 EVH4A11N2  
 EVH4A03N4  
 EVH4A07N4  
 EVH4A11N4  
 EVH4A03NC  
 EVH4A07NC  
 EVH4A11NC

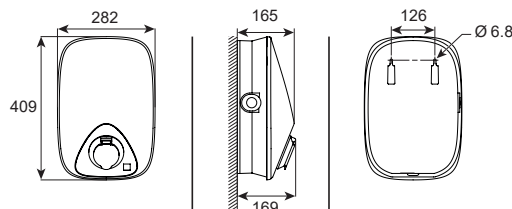
#### Features

- T2 socket outlet with shutter
- Exclusive options for energy management: real-time maximum charging current control
- Versatile Connection:
  - Communication Power Line Carrier with Home Anti-tripping system
  - OCCP 1.6 J
  - Wi-Fi and RJ45 Ethernet
- Remote Features:
  - Scheduling
  - Start/Stop through Remote
  - Monitoring and history

#### Characteristics

- Rated voltage:
  - 400 V AC 50/60 Hz (3P + N)
  - 230 V AC 50/60 Hz (1P + N)
- Max. power:
  - 1P + N: 3.7 kW 16 A
  - 1P + N: 7.4 kW 32 A
  - 3P+N: - 11 kw 16 A
- Charging current: 6 A to 32 A
- Internal protection: 6 mA DC filter
- Access control modes: Free access
- IP rating: IP54 attached cable version; IP55 socket version
- IK rating: IK10
- Operating temperature: -30 °C to + 50 °C
- Storage temperature: -40 °C to +85 °C
- Relative humidity: 5 % to 95 %
- Earthing system: TT, TN-S, TN-C-S
- Dimensions (H x W x D): 409 x 282 x 148 mm (without cable)
- Weight:
  - 1P + N: 4.5 kg
  - 3P + N: 5.6 kg
- Mounting type: Wall mounting
- eSetup Smart phone commissioning app (to pair with Home network)
- Access control modes: Free access
- Warranty: 24 months for the entire EVlink range  
Additional: 1 or 3 years Warranty Extension

#### Dimensions (mm)



For more detailed information, refer to the Wiser Guides online. Scan the QR code or follow the link:  
[https://www.productinfo.schneider-electric.com/wiser\\_home](https://www.productinfo.schneider-electric.com/wiser_home)

## Wiser eMobility solutions

### EVlink Home Anti-tripping System

#### EVlink Home Anti-tripping System



#### Description

EVlink Home Anti-tripping System 1P+N

EVlink Home Anti-tripping System 3P+N

#### Commercial ref.

EVA1HPC1

EVA1HPC3

#### Features

- Home Anti-tripping is a power load management system that continuously adapts the power supplied to charge the car, taking home consumption into account.
- The power availability is calculated by the Home Anti-tripping system by comparing the utility power limit and the home consumption gathered by a current transformer positioned on the bottom of the main circuit breaker.

#### Characteristics

- Power supply: 220/230 V ( $\pm 10\%$ )
- Frequency: 50/60 Hz
- Rated power: 4 W
- Overvoltage category: III
- Pollution degree: 2
- Insulation degree: reinforced insulation
- Sampling current range: AC 1 to 100 A/period is 1 second
- Possible max. current value settings: 16 A, 20 A, 25 A, 32 A, 40 A, 50 A
- Communication: Power Line Carrier with EVlink Home charger
- Dimensions (L x W x H): 70.4 x 93.2 x 68.8 mm
- Weight: 196 g
- Mounting type: Top-hat rail mounting
- Nominal temperature: -30 °C to +50 °C
- Warranty: 24 months for the entire EVlink Home range
- Standards: EN 61010-1-2010, EN 61326-1-2013



For more detailed information, refer to the Wiser Guides online. Scan the QR code or follow the link:  
[https://www.productinfo.schneider-electric.com/wiser\\_home](https://www.productinfo.schneider-electric.com/wiser_home)





Schneider  
Electric



EVlink



# Accessories

Elegant accessories to blend into your home environment. Perfect fit for different Wiser™ devices to suit your color choices.





## Accessories

### System M and System Design

#### System M Rockers



#### 1-gang Push-button Module

Description	Commercial Ref.
Polar white (glossy)	<b>MEG5210-0319</b>
Active white (glossy)	<b>MEG5210-0325</b>
White (glossy)	<b>MEG5210-0344</b>
Anthracite	<b>MEG5210-0414</b>
Polar white	<b>MEG5210-0419</b>
Aluminium	<b>MEG5210-0460</b>



#### 1-gang Push-button Module (Up/Down)

Description	Commercial Ref.
Polar white (glossy)	<b>MEG5215-0319</b>
Active white (glossy)	<b>MEG5215-0325</b>
White (glossy)	<b>MEG5215-0344</b>
Anthracite	<b>MEG5215-0414</b>
Polar white	<b>MEG5215-0419</b>
Aluminium	<b>MEG5215-0460</b>

**Note:** The rocker is attached to the 1-gang push-button module. To be completed with System M Push-button module **MEG5116-0300**.



#### 1-gang Push-button Module (1/0)

Description	Commercial Ref.
Polar white (glossy)	<b>MEG5211-0319</b>
Active white (glossy)	<b>MEG5211-0325</b>
White (glossy)	<b>MEG5211-0344</b>
Anthracite	<b>MEG5211-0414</b>
Polar white	<b>MEG5211-0419</b>
Aluminium	<b>MEG5211-0460</b>

**Note:** The rocker is attached to the 1-gang push-button module. To be completed with System M Push-button module **MEG5116-0300**.



For more detailed information, refer to the Wiser Guides online. Scan the QR code or follow the link: [https://www.productinfo.schneider-electric.com/wiser\\_home](https://www.productinfo.schneider-electric.com/wiser_home)

## Accessories

### System M and System Design

#### System M Rockers



#### 2-gang Push-button Module

Description	Commercial Ref.
Polar white (glossy)	<b>MEG5220-0319</b>
Active white (glossy)	<b>MEG5220-0325</b>
White (glossy)	<b>MEG5220-0344</b>
Anthracite	<b>MEG5220-0414</b>
Polar white	<b>MEG5220-0419</b>
Aluminium	<b>MEG5220-0460</b>



#### 2-gang Push-button Module (scene 1/2, blank)

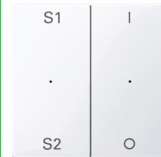
Description	Commercial Ref.
Polar white (glossy)	<b>MEG5226-0319</b>
Active white (glossy)	<b>MEG5226-0325</b>
White (glossy)	<b>MEG5226-0344</b>
Anthracite	<b>MEG5226-0414</b>
Polar white	<b>MEG5226-0419</b>
Aluminium	<b>MEG5226-0460</b>

**Note:** The rocker is attached to the 2-gang push-button module. To be completed with System M Push-button module **MEG5126-0300**.



#### 2-gang Push-button Module (Scene 1/2, Up/Down)

Description	Commercial Ref.
Polar white (glossy)	<b>MEG5227-0319</b>
Active white (glossy)	<b>MEG5227-0325</b>
White (glossy)	<b>MEG5227-0344</b>
Anthracite	<b>MEG5227-0414</b>
Polar white	<b>MEG5227-0419</b>
Aluminium	<b>MEG5227-0460</b>



#### 2-gang Push-button Module (Scene 1/2, 1/0)

Description	Commercial Ref.
Polar white (glossy)	<b>MEG5228-0319</b>
Active white (glossy)	<b>MEG5228-0325</b>
White (glossy)	<b>MEG5228-0344</b>
Anthracite	<b>MEG5228-0414</b>
Polar white	<b>MEG5228-0419</b>
Aluminium	<b>MEG5228-0460</b>

**Note:** The rocker is attached to the 2-gang push-button module. To be completed with System M Push-button module **MEG5126-0300**.




For more detailed information, refer to the Wiser Guides online. Scan the QR code or follow the link:  
[https://www.productinfo.schneider-electric.com/wiser\\_home](https://www.productinfo.schneider-electric.com/wiser_home)



## Accessories


### System M and System Design

#### System Design Rockers



#### 1-gang Push-button Module


Description	Commercial Ref.
Sahara	<b>MEG5210-6033</b>
Anthracite	<b>MEG5210-6034</b>
Lotus white	<b>MEG5210-6035</b>
Stainless steel	<b>MEG5210-6036</b>
Nickel	<b>MEG5210-6050</b>
Champagne	<b>MEG5210-6051</b>
Mocca	<b>MEG5210-6052</b>



#### 1-gang Push-button Module (Up/Down)

Description	Commercial Ref.
Sahara	<b>MEG5215-6033</b>
Anthracite	<b>MEG5215-6034</b>
Lotus white	<b>MEG5215-6035</b>
Stainless steel	<b>MEG5215-6036</b>
Nickel	<b>MEG5215-6050</b>
Champagne	<b>MEG5215-6051</b>
Mocca	<b>MEG5215-6052</b>

**Note:** The rocker is attached to the 1-gang push-button module. To be completed with System Design Push-button module **MEG5116-6000**.



#### 1-gang Push-button Module (1/0)

Description	Commercial Ref.
Sahara	<b>MEG5211-6033</b>
Anthracite	<b>MEG5211-6034</b>
Lotus white	<b>MEG5211-6035</b>
Stainless steel	<b>MEG5211-6036</b>
Nickel	<b>MEG5211-6050</b>
Champagne	<b>MEG5211-6051</b>
Mocca	<b>MEG5211-6052</b>

**Note:** The rocker is attached to the 1-gang push-button module. To be completed with System Design Push-button module **MEG5116-6000**.




For more detailed information, refer to the Wiser Guides online. Scan the QR code or follow the link:  
[https://www.productinfo.schneider-electric.com/wiser\\_home](https://www.productinfo.schneider-electric.com/wiser_home)

# Accessories

## System M and System Design

Wiser Device

### System Design Rockers



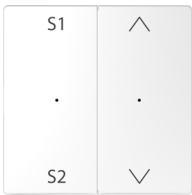
#### 2-gang Push-button Module

Description	Commercial Ref.
Sahara	<b>MEG5220-6033</b>
Anthracite	<b>MEG5220-6034</b>
Lotus white	<b>MEG5220-6035</b>
Stainless steel	<b>MEG5220-6036</b>
Nickel	<b>MEG5220-6050</b>
Champagne	<b>MEG5220-6051</b>
Mocca	<b>MEG5220-6052</b>



#### 2-gang Push-button Module (scene 1/2, blank)

Description	Commercial Ref.
Sahara	<b>MEG5226-6033</b>
Anthracite	<b>MEG5226-6034</b>
Lotus white	<b>MEG5226-6035</b>
Stainless steel	<b>MEG5226-6036</b>
Nickel	<b>MEG5226-6050</b>
Champagne	<b>MEG5226-6051</b>
Mocca	<b>MEG5226-6052</b>



#### 2-gang Push-button Module (Scene1/2, Up/Down)

Description	Commercial Ref.
Sahara	<b>MEG5227-6033</b>
Anthracite	<b>MEG5227-6034</b>
Lotus white	<b>MEG5227-6035</b>
Stainless steel	<b>MEG5227-6036</b>
Nickel	<b>MEG5227-6050</b>
Champagne	<b>MEG5227-6051</b>
Mocca	<b>MEG5227-6052</b>



#### 2-gang Push-button Module (Scene 1/2, 1/0)

Description	Commercial Ref.
Sahara	<b>MEG5228-6033</b>
Anthracite	<b>MEG5228-6034</b>
Lotus white	<b>MEG5228-6035</b>
Stainless steel	<b>MEG5228-6036</b>
Nickel	<b>MEG5228-6050</b>
Champagne	<b>MEG5228-6051</b>
Mocca	<b>MEG5228-6052</b>

**Note:** The rocker is attached to the 2-gang push-button module. To be completed with System Design Push-button module **MEG5126-6000**.



For more detailed information, refer to the Wiser Guides online. Scan the QR code or follow the link:  
[https://www.productinfo.schneider-electric.com/wiser\\_home](https://www.productinfo.schneider-electric.com/wiser_home)

## Accessories

### System M and System Design

#### M-Smart Frames



#### 1-gang Frame

Description	Commercial Ref.
Polar white	<b>462119</b>
Polar white (glossy)	<b>478119</b>
Active white (glossy)	<b>478125</b>
White (glossy)	<b>478144</b>
Polar white	<b>484119</b>



#### 2-gang Frames

Description	Commercial Ref.
Polar white	<b>462219</b>
Polar white (glossy)	<b>478219</b>
Active white (glossy)	<b>478225</b>
White (glossy)	<b>478244</b>
Polar white	<b>484219</b>



#### 2-gang Frames without central bridge

Description	Commercial Ref.
Polar white (glossy)	<b>478819</b>
Active white (glossy)	<b>478825</b>
White (glossy)	<b>478844</b>
Polar white	<b>484819</b>



#### 3-gang Frames

Description	Commercial Ref.
Polar white	<b>462319</b>
Polar white (glossy)	<b>478319</b>
Active white (glossy)	<b>478325</b>
White (glossy)	<b>478344</b>
Polar white	<b>484319</b>



#### 4-gang Frames

Description	Commercial Ref.
Polar white	<b>462419</b>
Polar white (glossy)	<b>478419</b>
Active white (glossy)	<b>478425</b>
White (glossy)	<b>478444</b>
Polar white	<b>484419</b>



#### 5-gang Frames

Description	Commercial Ref.
Polar white	<b>462519</b>
Polar white (glossy)	<b>478519</b>
Active white (glossy)	<b>478525</b>
White (glossy)	<b>478544</b>
Polar white	<b>484519</b>









For more detailed information, refer to the Wiser Guides online. Scan the QR code or follow the link:  
[https://www.productinfo.schneider-electric.com/wiser\\_home](https://www.productinfo.schneider-electric.com/wiser_home)



## Accessories

### System M and System Design

Wiser Device







M-Pure Frames			
			
<b>1-gang Frame</b>		<b>2-gang Frames</b>	
Description	Commercial Ref.	Description	Commercial Ref.
Anthracite	<b>MEG4010-3614</b>	Anthracite	<b>MEG4020-3614</b>
Polar white	<b>MEG4010-3619</b>	Polar white	<b>MEG4020-3619</b>
Active white	<b>MEG4010-3625</b>	Active white	<b>MEG4020-3625</b>
Aluminium	<b>MEG4010-3660</b>	Aluminium	<b>MEG4020-3660</b>
			
<b>2-gang Frames without central bridge</b>		<b>3-gang Frames</b>	
Description	Commercial Ref.	Description	Commercial Ref.
Anthracite	<b>MEG4025-3614</b>	Anthracite	<b>MEG4030-3614</b>
Polar white	<b>MEG4025-3619</b>	Polar white	<b>MEG4030-3619</b>
Active white	<b>MEG4025-3625</b>	Active white	<b>MEG4030-3625</b>
Aluminium	<b>MEG4025-3660</b>	Aluminium	<b>MEG4030-3660</b>
			
<b>4-gang Frames</b>		<b>5-gang Frames</b>	
Description	Commercial Ref.	Description	Commercial Ref.
Anthracite	<b>MEG4040-3614</b>	Anthracite	<b>MEG4050-3614</b>
Polar white	<b>MEG4040-3619</b>	Polar white	<b>MEG4050-3619</b>
Active white	<b>MEG4040-3625</b>	Active white	<b>MEG4050-3625</b>
Aluminium	<b>MEG4040-3660</b>	Aluminium	<b>MEG4050-3660</b>



For more detailed information, refer to the Wiser Guides online. Scan the QR code or follow the link:  
[https://www.productinfo.schneider-electric.com/wiser\\_home](https://www.productinfo.schneider-electric.com/wiser_home)

## Accessories

### System M and System Design

M-Plan Frames			
			
<b>1-gang Frame</b>		<b>2-gang Frames</b>	
Description	Commercial Ref.	Description	Commercial Ref.
Beech	<b>MEG4051-3470</b>	Beech	<b>MEG4052-3470</b>
Wenge	<b>MEG4051-3471</b>	Wenge	<b>MEG4052-3471</b>
Cherry wood	<b>MEG4051-3472</b>	Cherry wood	<b>MEG4052-3472</b>
Walnut	<b>MEG4051-3473</b>	Walnut	<b>MEG4052-3473</b>
			
<b>2-gang Frames without central bridge</b>		<b>3-gang Frames</b>	
Description	Commercial Ref.	Description	Commercial Ref.
Beech	<b>MEG4058-3470</b>	Beech	<b>MEG4053-3470</b>
Wenge	<b>MEG4058-3471</b>	Wenge	<b>MEG4053-3471</b>
Cherry wood	<b>MEG4058-3472</b>	Cherry wood	<b>MEG4053-3472</b>
Walnut	<b>MEG4058-3473</b>	Walnut	<b>MEG4053-3473</b>
			
<b>4-gang Frames</b>		<b>5-gang Frames</b>	
Description	Commercial Ref.	Description	Commercial Ref.
Beech	<b>MEG4054-3470</b>	Beech	<b>MEG4055-3470</b>
Wenge	<b>MEG4054-3471</b>	Wenge	<b>MEG4055-3471</b>
Cherry wood	<b>MEG4054-3472</b>	Cherry wood	<b>MEG4055-3472</b>
Walnut	<b>MEG4054-3473</b>	Walnut	<b>MEG4055-3473</b>




For more detailed information, refer to the Wiser Guides online. Scan the QR code or follow the link:  
[https://www.productinfo.schneider-electric.com/wiser\\_home](https://www.productinfo.schneider-electric.com/wiser_home)

# Accessories

## System M and System Design


Wiser Device

### D-Life Frames



#### 1-gang Frame

Description	Commercial Ref.
Lotus white	<b>MEG4010-6535</b>
Anthracite	<b>MEG4010-6534</b>
Stainless steel	<b>MEG4010-6536</b>
Sahara	<b>MEG4010-6533</b>
Nickel	<b>MEG4010-6550</b>
Champagne	<b>MEG4010-6551</b>
Mocca	<b>MEG4010-6552</b>
Crystal White	<b>MEG4010-6520</b>
Oynx black	<b>MEG4010-6503</b>
State polished	<b>MEG4010-6547</b>



#### 2-gang Frames

Description	Commercial Ref.
Lotus white	<b>MEG4020-6535</b>
Anthracite	<b>MEG4020-6534</b>
Stainless steel	<b>MEG4020-6536</b>
Sahara	<b>MEG4020-6533</b>
Nickel	<b>MEG4020-6550</b>
Champagne	<b>MEG4020-6551</b>
Mocca	<b>MEG4020-6552</b>
Crystal White	<b>MEG4020-6520</b>
Oynx black	<b>MEG4020-6503</b>
State polished	<b>MEG4020-6547</b>



#### 3-gang Frames

Description	Commercial Ref.
Lotus white	<b>MEG4030-6535</b>
Anthracite	<b>MEG4030-6534</b>
Stainless steel	<b>MEG4030-6536</b>
Sahara	<b>MEG4030-6533</b>
Nickel	<b>MEG4030-6550</b>
Champagne	<b>MEG4030-6551</b>
Mocca	<b>MEG4030-6552</b>
Crystal White	<b>MEG4030-6520</b>
Oynx black	<b>MEG4030-6503</b>
State polished	<b>MEG4030-6547</b>



#### 4-gang Frames

Description	Commercial Ref.
Lotus white	<b>MEG4040-6535</b>
Anthracite	<b>MEG4040-6534</b>
Stainless steel	<b>MEG4040-6536</b>
Sahara	<b>MEG4040-6533</b>
Nickel	<b>MEG4040-6550</b>
Champagne	<b>MEG4040-6551</b>
Mocca	<b>MEG4040-6552</b>
Crystal White	<b>MEG4040-6520</b>
Oynx black	<b>MEG4040-6503</b>
State polished	<b>MEG4040-6547</b>



For more detailed information, refer to the Wiser Guides online. Scan the QR code or follow the link:  
[https://www.productinfo.schneider-electric.com/wiser\\_home](https://www.productinfo.schneider-electric.com/wiser_home)



## Accessories

### System M and System Design

#### D-Life Frames



#### 5-gang Frames

Description	Commercial Ref.
Lotus white	<b>MEG4050-6535</b>
Anthracite	<b>MEG4050-6534</b>
Stainless steel	<b>MEG4050-6536</b>
Sahara	<b>MEG4050-6533</b>
Nickel	<b>MEG4050-6550</b>
Champagne	<b>MEG4050-6551</b>
Mocca	<b>MEG4050-6552</b>
Crystal White	<b>MEG4050-6520</b>
Oynx black	<b>MEG4050-6503</b>
State polished	<b>MEG4050-6547</b>

#### 2-gang Frames without central bridge

Description	Commercial Ref.
Lotus white	<b>MEG4025-6535</b>



For more detailed information, refer to the Wiser Guides online. Scan the QR code or follow the link:  
[https://www.productinfo.schneider-electric.com/wiser\\_home](https://www.productinfo.schneider-electric.com/wiser_home)

## Reference Numbers

Find technical information by product reference number

Ref.	Page	Ref.	Page	Ref.	Page	Ref.	Page
462119	75	CCTFR6700	22	MEG4020-6550	78	MEG4050-6547	79
462219	75	CCTFR6730	26	MEG4020-6551	78	MEG4050-6550	79
462319	75	EVA1HPC1	68	MEG4020-6552	78	MEG4050-6551	79
462419	75	EVA1HPC3	68	MEG4025-3614	76	MEG4050-6552	79
462519	75	EVH4A03N2	67	MEG4025-3619	76	MEG4051-3470	77
478119	75	EVH4A03N4	67	MEG4025-3625	76	MEG4051-3471	77
478125	75	EVH4A03NC	67	MEG4025-3660	76	MEG4051-3472	77
478144	75	EVH4A07N2	67	MEG4025-6535	79	MEG4051-3473	77
478219	75	EVH4A07N4	67	MEG4030-3614	76	MEG4052-3470	77
478225	75	EVH4A07NC	67	MEG4030-3619	76	MEG4052-3471	77
478244	75	EVH4A11N2	67	MEG4030-3625	76	MEG4052-3472	77
478319	75	EVH4A11N4	67	MEG4030-3660	76	MEG4052-3473	77
478325	75	EVH4A11NC	67	MEG4030-6503	78	MEG4053-3470	77
478344	75	MEG2380-0319	62	MEG4030-6520	78	MEG4053-3471	77
478419	75	MEG2380-0325	62	MEG4030-6533	78	MEG4053-3472	77
478425	75	MEG2380-0344	62	MEG4030-6534	78	MEG4053-3473	77
478444	75	MEG2380-0414	62	MEG4030-6535	78	MEG4054-3470	77
478519	75	MEG2380-0460	62	MEG4030-6536	78	MEG4054-3471	77
478525	75	MEG2380-6034	63	MEG4030-6547	78	MEG4054-3472	77
478544	75	MEG2380-6035	63	MEG4030-6550	78	MEG4054-3473	77
478819	75	MEG2380-6036	63	MEG4030-6551	78	MEG4055-3470	77
478825	75	MEG4010-3614	76	MEG4030-6552	78	MEG4055-3471	77
478844	75	MEG4010-3619	76	MEG4040-3614	76	MEG4055-3472	77
484119	75	MEG4010-3625	76	MEG4040-3619	76	MEG4055-3473	77
484219	75	MEG4010-3660	76	MEG4040-3625	76	MEG4058-3470	77
484319	75	MEG4010-6503	78	MEG4040-3660	76	MEG4058-3471	77
484419	75	MEG4010-6520	78	MEG4040-6503	78	MEG4058-3472	77
484519	75	MEG4010-6533	78	MEG4040-6520	78	MEG4058-3473	77
484819	75	MEG4010-6534	78	MEG4040-6533	78	MEG5001-0300	42
CCT5010-0002W	35	MEG4010-6535	78	MEG4040-6534	78	MEG5001-6000	42
CCT5010-0003	36	MEG4010-6536	78	MEG4040-6535	78	MEG5116-0300	45
CCT5011-0002W	34	MEG4010-6547	78	MEG4040-6536	78	MEG5116-6000	45
CCT5015-0002W	43	MEG4010-6550	78	MEG4040-6547	78	MEG5126-0300	46
CCT501800-0001	11	MEG4010-6551	78	MEG4040-6550	78	MEG5126-6000	46
CCT501801	11	MEG4010-6552	78	MEG4040-6551	78	MEG5151-0000	41, 45
CCT591012	51	MEG4020-3614	76	MEG4040-6552	78	MEG5152-0000	41
CCT592012	52	MEG4020-3619	76	MEG4050-3614	76	MEG5161-0000	37, 45
CCT593012	53	MEG4020-3625	76	MEG4050-3619	76	MEG5162-0000	37
CCT595012	54	MEG4020-3660	76	MEG4050-3625	76	MEG5165-0000	44, 45
CCT599002	61	MEG4020-6503	78	MEG4050-3660	76	MEG5171-0000	38, 45
CCTFR6100	20	MEG4020-6520	78	MEG4050-6503	79	MEG5172-0000	38
CCTFR6101	20	MEG4020-6533	78	MEG4050-6520	79	MEG5180-0000	39, 45
CCTFR6400	19	MEG4020-6534	78	MEG4050-6533	79	MEG5185-0000	40, 45
CCTFR6401	19	MEG4020-6535	78	MEG4050-6534	79	MEG5210-0319	71
CCTFR6501	60	MEG4020-6536	78	MEG4050-6535	79	MEG5210-0325	71
CCTFR6600	21	MEG4020-6547	78	MEG4050-6536	79	MEG5210-0344	71

## Reference Numbers

Find technical information by product reference number

Ref.	Page	Ref.	Page	Ref.	Page
MEG5210-0414	71	MEG5220-6050	74	MEG5779-0403	23
MEG5210-0419	71	MEG5220-6051	74	MEG5779-0414	23
MEG5210-0460	71	MEG5220-6052	74	MEG5779-0419	23
MEG5210-6033	73	MEG5226-0319	72	MEG5779-0460	23
MEG5210-6034	73	MEG5226-0325	72	MEG5779-6034	23
MEG5210-6035	73	MEG5226-0344	72	MEG5779-6035	23
MEG5210-6036	73	MEG5226-0414	72	MEG5779-6036	23
MEG5210-6050	73	MEG5226-0419	72	MEG501020	49
MEG5210-6051	73	MEG5226-0460	72	MEG501120	49
MEG5210-6052	73	MEG5226-6033	74	MEG501520	49
MEG5211-0319	71	MEG5226-6034	74	R9M20	58
MEG5211-0325	71	MEG5226-6035	74	R9M40	58
MEG5211-0344	71	MEG5226-6036	74	R9M41	58
MEG5211-0414	71	MEG5226-6050	74	R9M60	58
MEG5211-0419	71	MEG5226-6051	74	R9M70	58
MEG5211-0460	71	MEG5226-6052	74		
MEG5211-6033	73	MEG5227-0319	72		
MEG5211-6034	73	MEG5227-0325	72		
MEG5211-6035	73	MEG5227-0344	72		
MEG5211-6036	73	MEG5227-0414	72		
MEG5211-6050	73	MEG5227-0419	72		
MEG5211-6051	73	MEG5227-0460	72		
MEG5211-6052	73	MEG5227-6033	74		
MEG5215-0319	71	MEG5227-6034	74		
MEG5215-0325	71	MEG5227-6035	74		
MEG5215-0344	71	MEG5227-6036	74		
MEG5215-0414	71	MEG5227-6050	74		
MEG5215-0419	71	MEG5227-6051	74		
MEG5215-0460	71	MEG5227-6052	74		
MEG5215-6033	73	MEG5228-0319	72		
MEG5215-6034	73	MEG5228-0325	72		
MEG5215-6035	73	MEG5228-0344	72		
MEG5215-6036	73	MEG5228-0414	72		
MEG5215-6050	73	MEG5228-0419	72		
MEG5215-6051	73	MEG5228-0460	72		
MEG5215-6052	73	MEG5228-6033	74		
MEG5220-0319	72	MEG5228-6034	74		
MEG5220-0325	72	MEG5228-6035	74		
MEG5220-0344	72	MEG5228-6036	74		
MEG5220-0414	72	MEG5228-6050	74		
MEG5220-0419	72	MEG5228-6051	74		
MEG5220-0460	72	MEG5228-6052	74		
MEG5220-6033	74	MEG5777-0000	24		
MEG5220-6034	74	MEG5777-0001	25		
MEG5220-6035	74	MEG5779-0319	23		
MEG5220-6036	74	MEG5779-0325	23		



Wiser™

Notes



# Green Premium™

An industry leading portfolio of offers delivering sustainable value



More than 75 % of our product sales offer superior transparency on the material content, regulatory information and environmental impact of our products:

- RoHS compliance
- REACH substance information
- Industry leading # of PEPs\*
- Circularity instructions

\*PEP: Product Environmental Profile  
(i.e. Environmental Product Declaration)



Discover what we mean by green...

[Check your products!](#)

The Green Premium program stands for our commitment to deliver customer valued sustainable performance. It has been upgraded with recognized environmental claims and extended to cover all offers including Products, Services and Solutions.

#### [CO<sub>2</sub> and P&L impact through... Resource Performance](#)

Green Premium brings improved resource efficiency throughout an asset's lifecycle. This includes efficient use of energy and natural resources, along with the minimization of CO<sub>2</sub> emissions.

#### [Cost of ownership optimization through... Circular Performance](#)

We're helping our customers optimize the total cost of ownership of their assets. To do this, we provide IoT-enabled solutions, as well as upgrade, repair, retrofit, and remanufacture services.

#### [Peace of mind through... Well-being Performance](#)

Green Premium products are RoHS and REACH compliant. We're going beyond regulatory compliance with step-by-step substitution of certain materials and substances from our products.

#### [Improved sales through... Differentiation](#)

Green Premium delivers strong value propositions through third-party labels and services. By collaborating with third-party organizations we can support our customers in meeting their sustainability goals such as green building certifications.

Life Is On

**Schneider**  
Electric

**Schneider Electric SE**

35, rue Joseph Monier  
CS 30323  
92506 Rueil Malmaison Cedex  
France

RCS Nanterre 542 048 574  
Capital social 2 268 274 220 €  
[www.se.com](http://www.se.com)

04-2024

© 2024 - Schneider Electric. All Rights Reserved.  
All trademarks are owned by Schneider Electric Industries SAS or its affiliated companies.  
Document reference: LSB03179EN

This document has been  
printed on recycled paper

