

EVlink Smart Wallbox

Substitution Guide

Substitute EVlink Smart Wallbox for EVlink Home Smart or EVlink Pro AC

JYT2871901

06/2022



Legal Information

The Schneider Electric brand and any trademarks of Schneider Electric SE and its subsidiaries referred to in this guide are the property of Schneider Electric SE or its subsidiaries. All other brands may be trademarks of their respective owners.

This guide and its content are protected under applicable copyright laws and furnished for informational use only. No part of this guide may be reproduced or transmitted in any form or by any means (electronic, mechanical, photocopying, recording, or otherwise), for any purpose, without the prior written permission of Schneider Electric.

Schneider Electric does not grant any right or license for commercial use of the guide or its content, except for a non-exclusive and personal license to consult it on an "as is" basis. Schneider Electric products and equipment should be installed, operated, serviced, and maintained only by qualified personnel.

As standards, specifications, and designs change from time to time, information contained in this guide may be subject to change without notice.

To the extent permitted by applicable law, no responsibility or liability is assumed by Schneider Electric and its subsidiaries for any errors or omissions in the informational content of this material or consequences arising out of or resulting from the use of the information contained herein.

Table of Contents

Substitution Objectives.....	5
Substitution Rules	6
Perimeter of Withdrawn Range	7
EVlink Smart Wallbox.....	7
Accessories	8
Spare Parts.....	9
Residential Application	10
Technical Features Comparison Table	10
Substitution Table	11
Building Application	13
Technical Features Comparison Table	13
Substitution Table	16
Dimensions and Weight.....	17
Installation	18
Specific Adaptation: EVlink Smart Wallbox / EVlink Pro AC on Pedestal	18
Specific Adaptation: EVlink Smart Wallbox / EVlink Pro AC on a Wall.....	19
End of Life Policy.....	20

Substitution Objectives

The substitution guide aims to present the replacement of EVlink Smart Wallbox charging station by EVlink Home Smart or EVlink Pro AC.

The Electric Vehicle market is evolving fast, which requires the launch of new products to stay in line with the latest market needs.

- Repositioning of the offers by application in order to deliver a product dedicated to the end-user needs.
- Product development to integrate new features (Dynamic Energy Management, MID metering, Residual Current Device, MNx, RDC-DD 6 mA).

The substitution concerns all the EVlink Smart Wallbox, EVlink Wallbox, and EVlink Parking as well as the accessories and spare parts specific to these charging stations.


























This substitution guide applies only to the EVlink Smart Wallbox references.

For substitution in the residential application, please refer to Residential Application, page 10.

For substitution in the building application, please refer to Building Application, page 13.

Refer to:

- *EVlink Parking > EVlink Pro AC Metal Substitution Guide (JYT2871801)* for substitution of the EVlink Parking range
- *EVlink Wallbox > EVlink Home Substitution Guide (JYT6530900)* for substitution of the EVlink Wallbox range

	Homes		Buildings							
	 @ Home Single Family		 @ Home Multi Family		 @ Work		 @ Destination			
Current offer	Wall-box 	Smart Wallbox 	Wallbox 	Smart Wallbox 	Smart Wallbox 	Parking  		Smart Wallbox 	Parking  	
Upcoming offer	Home 	Home Smart 	Pro AC 		Pro AC 	Pro AC Metal   		Pro AC 	Pro AC Metal   	

Substitution Rules

To find out the commercialization end date for EVlink Smart Wallbox in your country, please refer to your local contact.

From the commercialization end date, the following rules will apply:

- No orders will be accepted for an EVlink Smart Wallbox for a new project.
- All orders for the EVlink Smart Wallbox range must be placed before the commercialization end date.
- For new projects, it will be compulsory to offer EVlink Home Smart or EVlink Pro AC (when commercialized in your country) to substitute EVlink Smart Wallbox.
- Spare parts will remain available for the period of the warranty (standard 2 years, possibly extended to 5 years) to replace EVlink Smart Wallbox products. Refer to the “End of life policy” chapter for more information.

Perimeter of Withdrawn Range

EVlink Smart Wallbox

The following products in the existing EVlink Smart Wallbox range will be withdrawn.



Socket outlet or connector type	Charging access	Power (kW) ⁽¹⁾ Phases	References
With socket outlet on right side - Silver plated contacts			
T2	Key	7.4 (1P) / 22 (3P)	EVB1A22P2KI
	RFID ⁽²⁾	7.4 (1P) / 22 (3P)	EVB1A22P2RI
T2 with shutter	Key	7.4 (1P) / 22 (3P)	EVB1A22P4KI
	RFID ⁽²⁾	7.4 (1P) / 22 (3P)	EVB1A22P4RI
T2 with shutter and TE (domestic)	Key	7.4 (1P) / 22 (3P)	EVB1A22P4EKI
	RFID ⁽²⁾	7.4 (1P) / 22 (3P)	EVB1A22P4ERI
With attached cable 4.5 m, on right side - Silver plated contacts			
T1	Key	7.4 (1P)	EVB1A7PAKI
	RFID ⁽²⁾	7.4 (1P)	EVB1A7PARI
T2	Key	7.4 (1P)	EVB1A7PCKI
	RFID ⁽²⁾	7.4 (1P)	EVB1A7PCRI
T2	Key	7.4 (3P)	EVB1A22PCKI
	RFID ⁽²⁾	7.4 (3P)	EVB1A22PCRI
<p>(1) Factory setting: 16 A and all RFID ID badges validated. Can be replaced with customer setting (32 A, list of RFID badges.) using a PC via embedded Web server (see DOCA0060 Commissioning Guide).</p> <p>(2) Includes 10 RFID badges.</p>			

Accessories

Modem






3G/4G Modem
Reference: EVP3MM

Modems mounted using EVP1FKC (DIN rail mounting kit):

- Inside external cabinet
- Inside EVlink Smart Wallbox

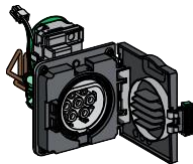
EVlink Smart Wallbox Accessories Compatible with EVlink Home Smart and EVlink Pro AC




The following EVlink Smart Wallbox accessories are compatible with EVlink Home Smart and EVlink Pro AC. These references will not be withdrawn:

Accessory	Photo	Reference
AC charging station testing tool		EVA1SADS
Pack of 10 RFID badges		EVP1BNS
EVlink cables		EVP1CNxxxxx

Spare Parts

The following spare parts in the existing EVlink Smart Wallbox range will be withdrawn.



Socket outlet		References
	T2S	EVP1BSE43
	T2	EVP1BSE23
	TE	EVP1BSSE

Attached cable		References
T1 charging connector		
	32 A single-phase	EVP1CBS321A45
T2 charging connector		
	32 A single-phase	EVP1CBS321A45
	32 A three-phase	EVP1CBS323A45

Residential Application

Technical Features Comparison Table

The following table shows the technical characteristics of old and new ranges for comparison.

	EVlink Smart Wallbox	EVlink Home Smart
		
Characteristics		
Range	EVlink	EVlink
Product name	EVlink Smart Wallbox	EVlink Home Smart
Product type	AC charging station	AC charging station
Device short name	EVB1	EVH4
Power supply	3P + N for power circuit 1P + N for power circuit	3P + N for power circuit 1P + N for power circuit
Mounting mode	Wall-mounted On a pedestal	Wall-mounted
(Us) rated supply voltage	380...415 V AC 50 / 60 Hz control circuit 220...240 V AC 50 / 60 Hz power circuit	400 Vac +/- 10% 45-65 Hz control circuit 230 Vac +/- 10% 45-65 Hz power circuit
Nominal output power	22 kW 32 A 380...415 V 7.4 kW 32 A 222...240 V	11 kW 16 A 7.4 kW 32 A 3.7 kW 16 A
Maximum supply current	32 A	32 A
Maximum power	22 kW (3PH) 7.4 kW (1PH)	11 kW (3PH) 7.4 kW (1PH) 3.7 kW (1PH)
Access control system	Key Badge RFID conforming to ISO / IEC 14443 A and B Badge RFID conforming to ISO / IEC 15693	No Key
Complementary		
Socket number	1	1
Socket-outlet type	Right side T2 socket-outlet / Silver plated contacts 5m attached cable	Front face T2 Socket Front face T2S socket 5m attached cable
Earthing system	TT TN-S Compatible IT with additional isolation transformer on the power supply	TT TN-S Compatible IT with additional isolation transformer on the power supply
Digital inputs for energy digital input	Number of inputs: 6	No
Connector type	RS485 for metering Modbus 3 RJ45 for Ethernet LAN connection	Ethernet / Wifi
Input type	Binary for power limitation closing contact Binary for delayed charging closing contact	Available Power Line Communication Anti-Tripping Module EVA1HPC1 (1PH) or EVA1HPC3 (3PH)
Control type	1 remote control 1 multi-color illuminated push-button function: stop/restart	Via Wiser Energy smart-Apps

Local signaling	1 multi-color LED, function: status indication	1 multi-color LED, function: status indication
Communication port protocol	OCPP 1.6 Json smart charging	OCPP 1.6 Json smart charging
Embedded network connection	Ethernet 3 ports Configuration via embedded webserver	Embedded webserver
Network connection in option	Wireless 3G/4G modem	No
Available functions	Charge detail record (CDR) Load management Diagnosis capabilities Badge management Software updates	Via Wiser Energy: <ul style="list-style-type: none"> • Charge scheduling • Remote Start/Stop • Carbon footprint monitoring • Company car reimbursement
Operating mode	Standalone Clustered architecture	

Environment		
Standards	IEC 61851-22 IEC 62196-2 IEC 61851-1 IEC 62196-1	IEC 61851-1 Ed3.0 IEC 61000-6-1 IEC 61000-6-3 IEC 61851-21-2
Product certifications	CE ZE Ready EV Ready EAC TR25 RCM	CE UKCA EV Ready
IP degree of protection	IP54 conforming to IEC 60529	IP55 conforming to IEC 60529
IK degree of protection	IK10 conforming to IEC 62262	IK10 conforming to IEC 62262
Ambient air temperature for operation	-30...50 °C	-30...50 °C
Ambient air temperature for storage	-40...80 °C	-40...85 °C
Relative humidity	5...95 %	5...95 %
Height	480 mm	409 mm
Width	331 mm	282 mm
Depth	170 mm	148 mm
Net weight	6.2 kg with socket outlet 7.7 kg with attached cable	4.4 kg with socket outlet 6.4 kg with attached cable
Color	White (RAL 9003) Grey (RAL 7016)	White (RAL 9003) Black (RAL 9005)

Offer sustainability		
Sustainable offer status	Green Premium product	
REACH Regulation	REACH Declaration	REACH Declaration
EU RoHS Directive	Compliant EU RoHS Declaration	Compliant EU RoHS Declaration
Mercury free	Yes	Yes
RoHS exemption information	Yes	Yes
Environmental Disclosure	Product Environmental Profile	No
Circularity Profile	End of Life Information	No

Substitution Table



EVlink Smart Wallbox part number	EVlink Smart Wallbox description	EVlink Home Smart part number	EVlink Home Smart charging station description	Comments
EVB1A22P2KI EVB1A22P2RI	T2 - 7/22 kW - Key T2 - 7/22 kW - RFID	EVH4A03N2	T2 - 3.7 kW - 6 mA filter - Wi-Fi - Smart Phone App	No 22 kW

EVlink Smart Wallbox part number	EVlink Smart Wallbox description	EVlink HomeSmart part number	EVlink Home Smart charging station description	Comments
		Evh4A07N2	T2 - 7.4 kW - 6 mA filter - Wi-Fi - Smart Phone App	
		Evh4A11N2	T2 - 11 kW - 6 mA filter - Wi-Fi - Smart Phone App	
EVB1A22P4KI EVB1A22P4RI	T2S - 7/22 kW - Key T2S - 7/22 kW - RFID	Evh4A03N4	T2S - 3.7 kW - 6 mA filter - Wi-Fi - Smart Phone App	No 22 kW
		Evh4A07N4	T2S - 7.4 kW - 6 mA filter - Wi-Fi - Smart Phone App	
		Evh4A11N4	T2S - 11 kW - 6 mA filter - Wi-Fi - Smart Phone App	
		Evh4A03N400F	T2S - 3.7 kW - 6 mA filter - Wi-Fi - Smart Phone App - TIC	
		Evh4A07N400F	T2S - 7.4 kW - 6 mA filter - Wi-Fi - Smart Phone App - TIC	
		Evh4A11N400F	T2S - 11 kW - 6 mA filter - Wi-Fi - Smart Phone App - TIC	
EVB1A22P4EKI EVB1A22P4ERI	T2S - 7/22 kW - TE - Key T2S - 7/22 kW - TE - RFID	No offer with TE socket		
EVB1A7PAKI EVB1A7PARI	ACT1 ⁽¹⁾ - 7 kW - Key ACT1 ⁽¹⁾ - 7 kW - RFID	No ACT1 ⁽¹⁾ offer		
EVB1A7PCKI EVB1A7PCRI	ACT2 ⁽²⁾ - 7 kW - Key ACT2 ⁽²⁾ - 7 kW - RFID	Evh4A03NC	3.7 kW ACT2 ⁽²⁾ 5m - 6 mA filter - Wi-Fi - Smart Phone App	
		Evh4A07NC	7.4 kW ACT2 ⁽²⁾ 5m - 6 mA filter - Wi-Fi - Smart Phone App	
EVB1A22PCKI EVB1A22PCRI	ACT2 ⁽²⁾ - 22 kW - Key ACT2 ⁽²⁾ - 22 kW - RFID	Evh4A11NC	11 kW ACT2 ⁽²⁾ 5m - 6 mA filter - Wi-Fi - Smart Phone App	No 22 kW
		EVA1HPC 1 EVA1HPC 3	EVlink Home Anti Tripping System (1 PH) EVlink Home Anti Tripping System (3 PH)	
⁽¹⁾ ACT1: attached cable with T1 plug ⁽²⁾ ACT2: attached cable with T2 plug				

Building Application

Technical Features Comparison Table

The following table shows the technical characteristics of old and new ranges for comparison.

	EVlink Smart Wallbox	EVlink Pro AC
		
Characteristics		
Range	EVlink	EVlink
Product name	EVlink Smart Wallbox	EVlink Pro AC
Product type	AC charging station	AC charging station
Device short name	EVB1	EVB3
Power supply	3P + N for power circuit 1P + N for power circuit	3P + N for power circuit 1P + N for power circuit
Mounting mode	Wall-mounted On a pedestal	Wall-mounted On a pedestal
(Us) rated supply voltage	380...415 V AC 50 / 60 Hz control circuit 220...240 V AC 50 / 60 Hz power circuit	380...415 V AC 50 / 60 Hz control circuit 220...240 V AC 50 / 60 Hz power circuit
Nominal output power	22 kW 32 A 380...415 V 7.4 kW 32 A 222...240 V	11 – 22 kW 380...415 V 7.4 kW 220...240 V
Maximum supply current	32 A	32 A
Maximum power	22 kW (3PH) 7.4 kW (1PH)	22 kW (3PH) 7.4 kW (1PH)
Access control system	Key Badge RFID conforming to ISO / IEC 14443 A and B Badge RFID conforming to ISO / IEC 15693	NFC / RFID Badge conforming to ISO / IEC 14443 Type A and B NFC Forum tag type 1, 2, 4, 5 reader ISO / IEC 15693 reader Reader support: <ul style="list-style-type: none"> • Mifare Ultralight • Mifare Classic 1K/4K • Mifare DESfire EV1/EV2 • Mifare Plus Cards
Complementary		
Socket number	1	1
Socket-outlet type	Right side T2 socket-outlet / Silver plated contacts	Front side T2 with shutter socket-outlet / Silver plated contacts
Earthing system	TT TN-S Compatible IT with additional isolation transformer on the power supply	TT TN-S Compatible IT on 1-phase power supply Compatible IT with additional isolation transformer on the 3-phase power supply
Digital inputs for energy digital input	Number of inputs: 6	1 for limited current 1 for postponed/suspended charge 1 for EV presence detection
Connector type	RS485 for metering Modbus 3 RJ45 for Ethernet LAN connection	RS485 for metering Modbus Bluetooth Ethernet 2 ports (1 for daisy chain)

Complementary		
Input type	Binary for power limitation closing contact Binary for delayed charging closing contact	Binary for power limitation closing contact Binary for postponed/suspended charging closing contact
Control type	1 remote control 1 multi-color illuminated push-button, function: stop/restart	Via OCPP
Local signaling	1 multi-color LED, function: status indication	1 multi-color LED, function: status indication
Communication port protocol	OCPP 1.6 Json smart charging	OCPP 1.6 Json smart charging
Embedded network connection	Ethernet 3 ports Configuration via embedded webserver	Bluetooth Ethernet 2 ports (1 for daisy chain)
Network connection in option	Wireless 3G/4G modem	Wireless 3G/4G modem Wifi
Available functions	Charge detail record (CDR) Load management Diagnosis capabilities Badge management Software updates	Charge detail record (CDR) Load management Diagnosis capabilities Badge management Software updates Postponed charge Circuit-breaker status
Operating mode	Standalone Clustered architecture	Standalone Clustered architecture

Environment		
Standards	IEC 61851-22 IEC 62196-2 IEC 61851-1 IEC 62196-1	IEC/EN 61851-1 Ed 3.0 IEC/EN 62196-1 Ed 2.0 IEC/EN 62196-2 Ed 1.0 EMC EN 301 489-1 V2.1.1 EN 301 489-17 V3.1.1 RDC-DD 6mA IEC 62955 :2018
Product certifications	CE ZE Ready EV Ready EAC TR25 RCM	CE EV Ready RCM EAC TR25
IP degree of protection	IP54 conforming to IEC 60529	IP55 with T2S or attached cable conforming to IEC 60529 IP54 with domestic socket conforming to IEC 60529
IK degree of protection	IK10 conforming to IEC 62262	IK10 conforming to IEC 62262
Ambient air temperature for operation	-30...50 °C	-30...50 °C
Ambient air temperature for storage	-40...80 °C	-40...80 °C
Relative humidity	5...95 %	5...95 %
Height	480 mm	529 mm
Width	331 mm	317 mm
Depth	170 mm	152 mm
Net weight	6.2 kg with socket outlet 7.7 kg with attached cable	7.2 kg with socket outlet 10 kg with attached cable
Color	Dark grey (RAL 7016) White (RAL 9003)	Dark grey (RAL 7016) Black (RAL 9005) White (RAL 9003)

Offer sustainability		
Sustainable offer status	Green Premium product	Green Premium product
REACH Regulation	REACH Declaration	REACH Declaration
EU RoHS Directive	Compliant EU RoHS Declaration	Compliant EU RoHS Declaration
Mercury free	Yes	Yes

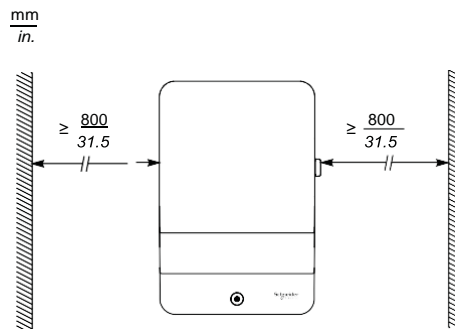
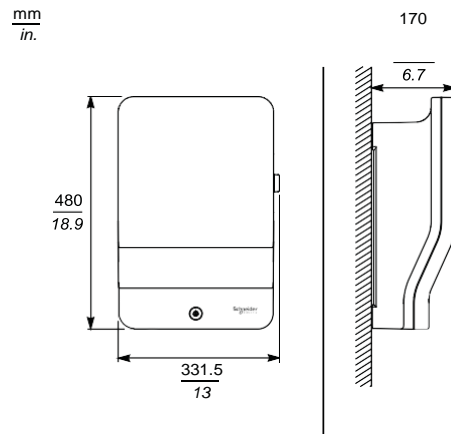
Offer sustainability		
RoHS exemption information	Yes	Yes
Environmental Disclosure	Product Environmental Profile	Product Environmental Profile
Circularity Profile	End of Life Information	End of Life Information

Substitution Table

EVlink Smart Wallbox part number	EVlink Smart Wallbox description	EVlink Pro AC part number	EVlink Pro AC description	Comments
EVB1A22P2KI EVB1A22P2RI	T2 - 7/22 kW - Key T2 - 7/22 kW - RFID	EVB3S22N4B	T2S - 3PH - 32 A - RCD Type BEV+MNx - no MID	Only T2 with shutter and RFID RFID reader can be deactivated.
		EVB3S07N4A	T2S - 1PH - 32 A - RCD Type Asi+MNx - no MID	
		EVB3S07N4AM	T2S - 1PH - 32 A - RCD Type Asi+MNx - MID 1PH inside	
		EVB3S11N4A	T2S - 3PH - 16 A - RCD Type Asi+MNx - no MID	
		EVB3S22N4A	T2S - 3PH - 32 A - RCD Type Asi+MNx - no MID	
		EVB3S22N40M	T2S - 3PH - 32 A - no protection - MID 3PH inside	
		EVB3S22N4	T2S - 3PH - 32 A - iSWNA40+MNx - no MID	
		EVB3S22N4FB	T2S+TF - 3PH - 32 A - RCD Type BEV+MNx - no MID	Only T2 with shutter and RFID
		EVB3S11N4FB	T2S+TF - 3PH - 16 A - RCD Type BEV+MNx - no MID	RFID reader can be deactivated.
		EVB3S22N40FM	T2S+TF - 3PH - 32 A - MNx - MID 3PH inside	Only 11kW or 22kW not 7kW
EVB1A22P4KI EVB1A22P4RI	T2S - 7/22 kW - Key T2S - 7/22 kW - RFID	EVB3S22N4B	T2S - 3PH - 32 A - RCD Type BEV+MNx - no MID	Only with RFID RFID reader can be deactivated.
		EVB3S07N4A	T2S - 1PH - 32 A - RCD Type Asi+MNx - no MID	
		EVB3S07N4AM	T2S - 1PH - 32 A - RCD Type Asi+MNx - MID 1PH inside	
		EVB3S11N4A	T2S - 3PH - 16 A - RCD Type Asi+MNx - no MID	
		EVB3S22N4A	T2S - 3PH - 32 A - RCD Type Asi+MNx - no MID	
		EVB3S22N40M	T2S - 3PH - 32 A - no protection - MNx - MID 3PH inside	
		EVB3S22N4	T2S - 3PH - 32 A - iSWNA40+MNx - no MID	
EVB1A22P4EKI EVB1A22P4ERI	T2S - 7/22 kW - TE - Key T2S - 7/22 kW - TE - RFID	EVB3S07N4EA	T2S+TE - 1PH - 32 A - RCD Type Asi+MNx - no MID	Only with RFID RFID reader can be deactivated.
		EVB3S07N4EAM	T2S+TE - 1PH - 32 A - RCD Type Asi+MNx - MID 1PH inside	
		EVB3S22N40EM	T2S+TE - 3PH - 32 A - MNx - MID 3PH inside	
		EVB3S22N4EB	T2S+TE - 3PH - 32 A - RCD Type BEV+MNx - no MID	
		EVB3S22N4E	T2S+TE - 3PH - 32 A - iSWNA40+MNx - no MID	
EVB1A7PAKI EVB1A7PARI	ACT1 ⁽¹⁾ - 7 kW - Key ACT1 ⁽¹⁾ - 7 kW - RFID	No ACT1 ⁽¹⁾ offer		
EVB1A7PCKI EVB1A7PCRI	ACT2 ⁽²⁾ - 7 kW - Key ACT2 ⁽²⁾ - 7 kW - RFID	EVB3S07NCA	ACT2 - 1PH - 32 A - RCD Type Asi+MNx - no MID	Only with RFID
		EVB3S07NCAM	ACT2 - 1PH - 32 A - RCD Type Asi+MNx - MID 1PH inside	RFID reader can be deactivated.
EVB1A22PCKI EVB1A22PCRI	ACT2 ⁽²⁾ - 22 kW - Key ACT2 ⁽²⁾ - 22 kW - RFID	EVB3S22NCA	ACT2 ⁽²⁾ - 3PH - 32 A - RCD Type Asi+MNx - no MID	Only with RFID RFID reader can be deactivated.
		EVB3S11NCA	ACT2 ⁽²⁾ - 3PH - 16 A - RCD Type Asi+MNx - no MID	
		EVB3S22NC0M	ACT2 ⁽²⁾ - 3 PH - 32 A - MNx - MID 3PH inside	
		EVB3S22NCB	ACT2 ⁽²⁾ - 3 PH - 32 A - RCD Type BEV+MNx - no MID	
⁽¹⁾ ACT1: attached cable with T1 plug ⁽²⁾ ACT2: attached cable with T2 plug				

Dimensions and Weight

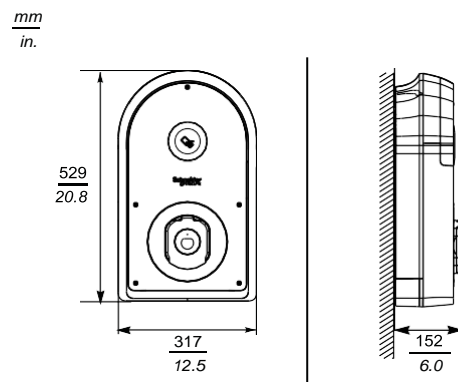
EVlink Smart Wallbox



The following table presents the weight for EVlink Smart Wallbox:

With socket outlets	With attached cable
6.2 kg - T2/T2S	7.7 kg - 7.4 kW
6.6 kg - T2/T2S + TE	8.3 kg - 22.1 kW

EVlink Pro AC



The following table presents the weight for EVlink Pro AC:


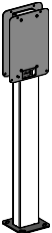
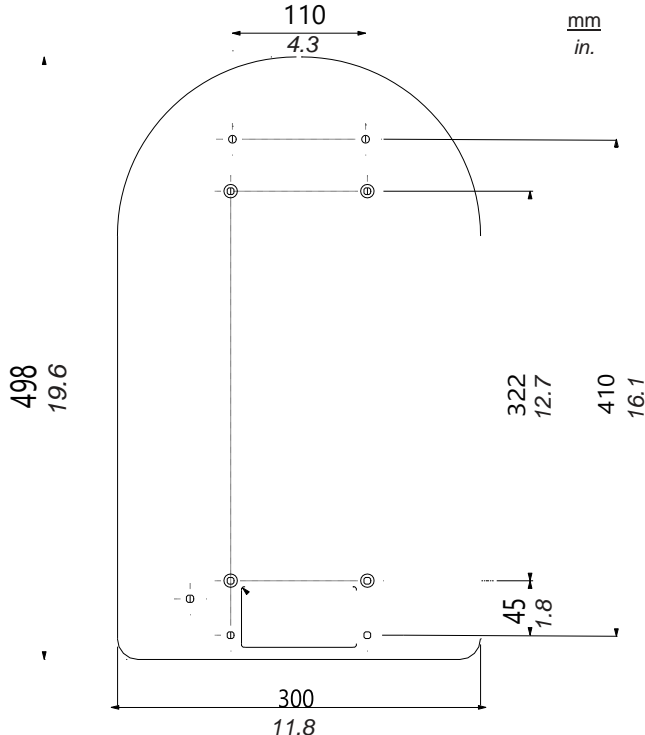
With socket outlets	With attached cable
7.2 kg	10 kg

Installation


For the installation of the EVlink Pro AC, refer to **NNZ1940301** EVlink Pro AC Installation Guide.

Specific Adaptation: EVlink Smart Wallbox / EVlink Pro AC on Pedestal

To replace an EVlink Smart Wallbox on pedestal with an EVlink Pro AC, check the reference of the pedestal:


Pedestal type	Pedestal reference	Action
	EVP1PBSSG	Replace the pedestal with new types as follows: <ul style="list-style-type: none"> • EVA1PBS1 for one EVlink Pro AC • EVA1PBS2 for two EVlink Pro AC
	EVP2PBSSG1 EVP2PBSSG2	The EVlink Pro AC can be fixed on the pedestal with new mounting plate(s) (reference EVA1PCS2). <ol style="list-style-type: none"> 1. Remove the mounting plate of the EVlink Smart Wallbox 2. Install the mounting plate(s) (reference EVA1PCS2) of the EVlink Pro AC to convert a pedestal for 1 charging station to a pedestal for 2 charging stations. The dimensions of the EVlink Pro AC mounting plate are as follows: 

3. Install the charging bracket of the EVlink Pro AC.
NOTE: the charging bracket of the EVlink Pro AC is delivered with the EVlink Pro AC.



4. Install the EVlink Pro AC.

The following figure shows the charging bracket and the mounting plate of the EVlink Pro AC installed on the pedestals EVP2PBSSG1 or EVP2PBSSG2.




Specific Adaptation: EVlink Smart Wallbox / EVlink Pro AC on a Wall

To replace an EVlink Smart Wallbox on a wall with an EVlink Pro AC, proceed as follows:

1. Remove the charging bracket of the EVlink Smart Wallbox.
2. Drill new holes in the wall to install the charging bracket of the EVlink Pro AC. Refer to the following image for the dimensions.

NOTE: The charging bracket of the EVlink Pro AC is delivered with the EVlink Pro AC.



3. Install the EVlink Pro AC.

End of Life Policy

All EVlink products are guaranteed for 24 months. Warranty extension may be up to 5 years.

Schneider Electric will ensure a service continuity for all the withdrawn product.

Withdrawn spare parts, accessories, and charging stations will be available for 5 years from the commercialization end date.

During the warranty period, it will be possible to:

- Replace an EVlink Smart Wallbox with an EVlink Smart Wallbox, an EVlink Home Smart or an EVlink Pro AC.
- Repair a damaged EVlink Smart Wallbox with a spare part.
- Replace a damaged accessory with a new one.
- Upgrade the software to the latest version of EVlink Smart Wallbox. No new software version will be released after the commercialisation end date, except in case of major bug.

After this period:

- Schneider Electric offers the possibility to buy spare parts, accessories and products, subject to stock availability.
- If the product cannot be repaired or replaced with the same product, we offer the customer the possibility of buying an equivalent charging station from the new generation.

Printed in:
Schneider Electric
35 rue Joseph Monier
92500 Rueil Malmaison - France
+ 33 (0) 1 41 29 70 00

Schneider Electric
35 rue Joseph Monier
92500 Rueil Malmaison
France

+ 33 (0) 1 41 29 70 00

www.se.com

As standards, specifications, and design change from time to time,
please ask for confirmation of the information given in this publication.

© 2022 – Schneider Electric. All rights reserved.

JYT2871901