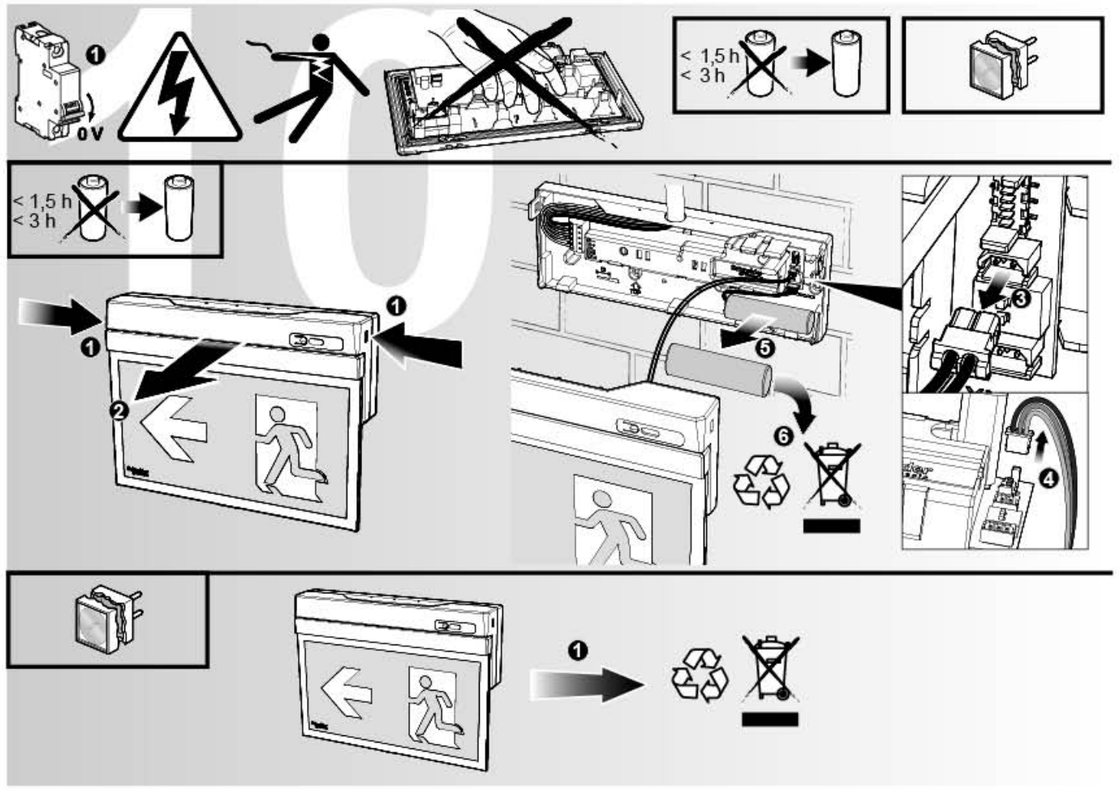

	IP/IK		h	N.M. lm	M. lm	N.M. VA	N.M. W	M. VA	M. W	mt	Kg
OVA48404	IP40/IK04	3,2V 1,5Ah LiFePO4	1,5	40	40	3,01	0,40	5,61	2,77	26	0,60
OVA48405	IP40/IK04	3,2V 1,5Ah LiFePO4	3	40	40	3,01	0,40	5,61	2,77	26	0,60
OVA48406	IP40/IK04	3,2V 1,5Ah LiFePO4	1,5	40	40	3,01	0,40	5,61	2,77	32	0,70
OVA48407	IP40/IK04	3,2V 1,5Ah LiFePO4	3	40	40	3,01	0,40	5,61	2,77	32	0,70

EN 60598-1
EN 60598-2-22
EN 62034 (**)
EN 62471
Group 0

(*) Luminaires are not suitable for General lighting applications according to Directive 2009/125/EC.

(**) ATS S

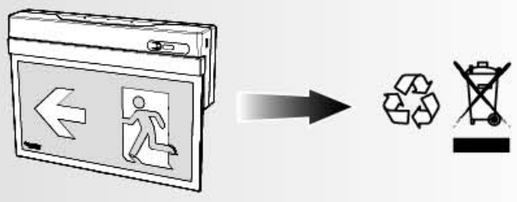

IST001850-Ed.01-05/2017

SMALTIMENTO

Il cassonetto barrato riportato sull'apparecchio specifica che il prodotto alla fine della propria vita utile deve essere consegnato ai centri di raccolta autorizzati o in alternativa riconsegnato al distributore/rivenditore all'atto dell'acquisto di uno nuovo (i prodotti con dimensioni inferiori a 25cm possono essere riconsegnati gratuitamente senza l'acquisto di uno nuovo presso i rivenditori con superficie di vendita di almeno 400m2). L'adeguata raccolta differenziata e il riciclaggio dell'apparecchio dismesso durante la fase di smaltimento favoriscono la conservazione delle risorse naturali e assicurano che venga riciclato in maniera tale da ridurre i possibili effetti negativi sulla salute e sull'ambiente. Per maggiori informazioni sui centri di raccolta, modalità e sui termini della Legge in vigore, rivolgersi all'ufficio competente del proprio ente locale.

DISPOSAL

The crossed out wheelie bin symbol on the product indicates that at the end of its life the product shall be returned to authorized waste collection centers or to whom has the right to manage it. The proper separate collection and recycling of waste equipment at the time of disposal will help to protect natural resources and ensure that it is recycled in a manner that reduces possible negative effects on human health and the environment. For more information regarding waste collection centers, modalities and terms of law in force, please contact your local waste disposal authority.

Schneider Electric Industries SAS
35 Rue Joseph Monier
92500 Rueil Malmaison (France)
Tél : +33 (0)1 41 29 70 00
Fax : +33 (0)1 41 29 71 00
http://www.schneider-electric.com

Questo prodotto deve essere installato, collegato ed utilizzato in conformità alle norme in vigore e/o norme di installazione.
Per quanto riguarda le normative, specifiche e sviluppo di progetti vogliate di volta in volta chiedere sempre conferma delle informazioni riportate in questa pubblicazione.
This product must be installed, connected up and used in accordance with current legislation and/or installation standards.
The information regarding standards, specifications and design developments contained in this publication may not be up to date.Always contact us to obtain the latest information.

EXIWAY SMARTEXIT

IP40 ⧈ CE

OVA48404
OVA48405
OVA48406
OVA48407

Schneider Electric

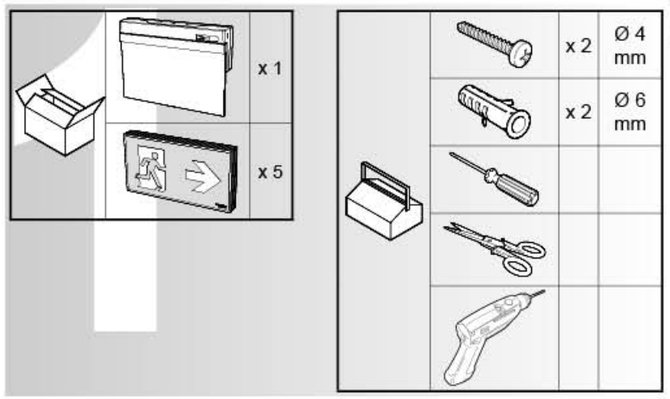

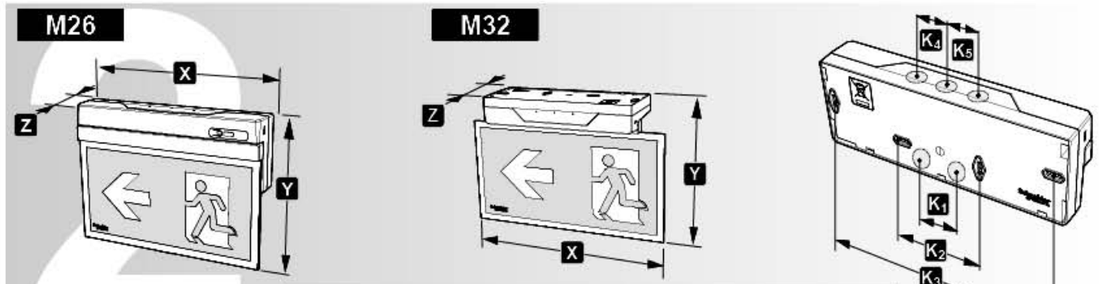

	X	Y	Z	K1	K2	K3	K4	K5	
M26	260	190	45,2	32	83,5	235	32	32	mm.
M32	340	230	95	32	83,5	235	32	32	

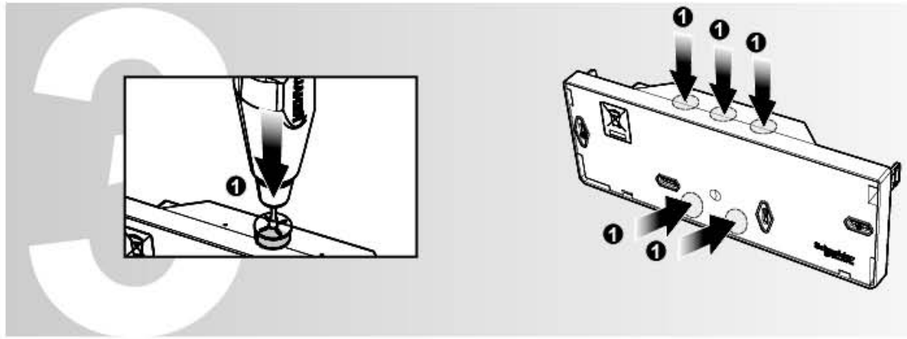

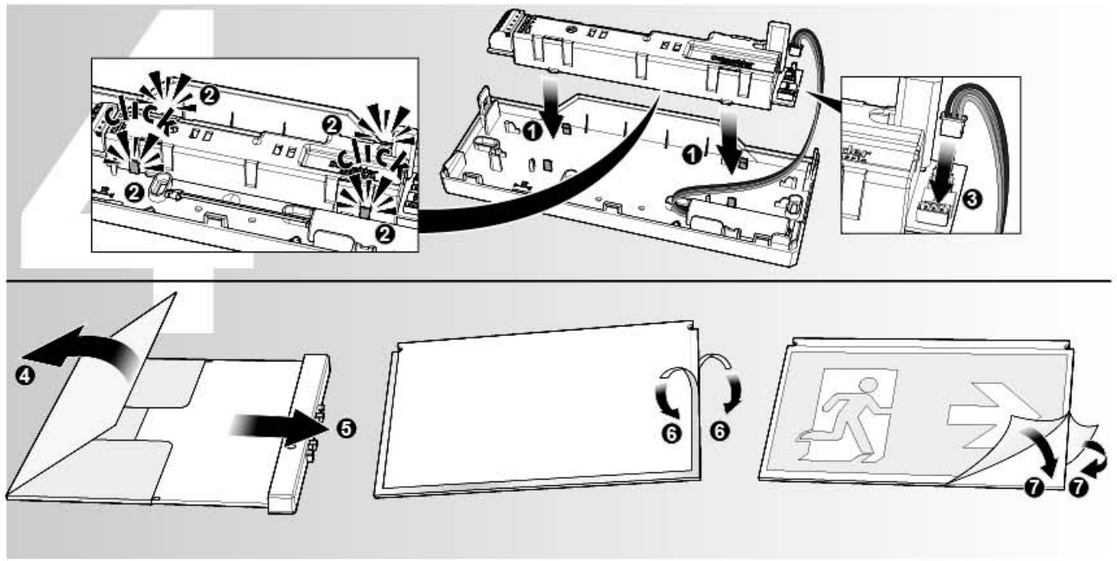

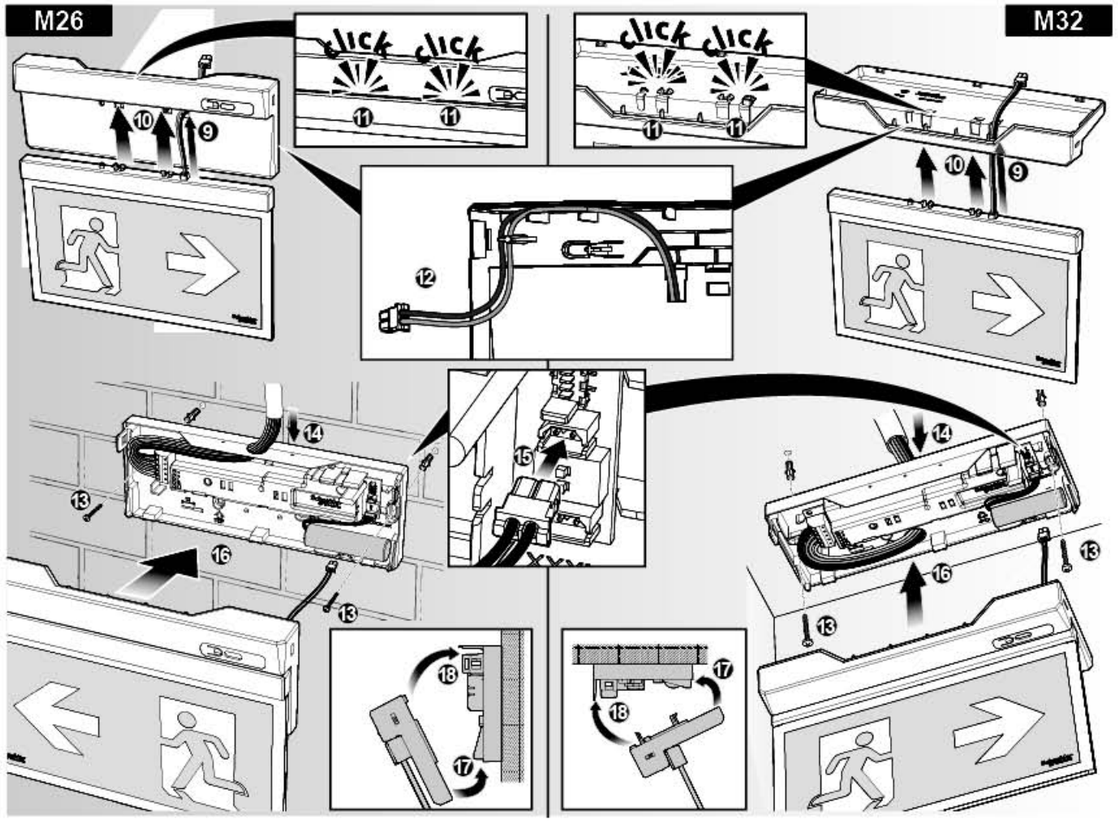

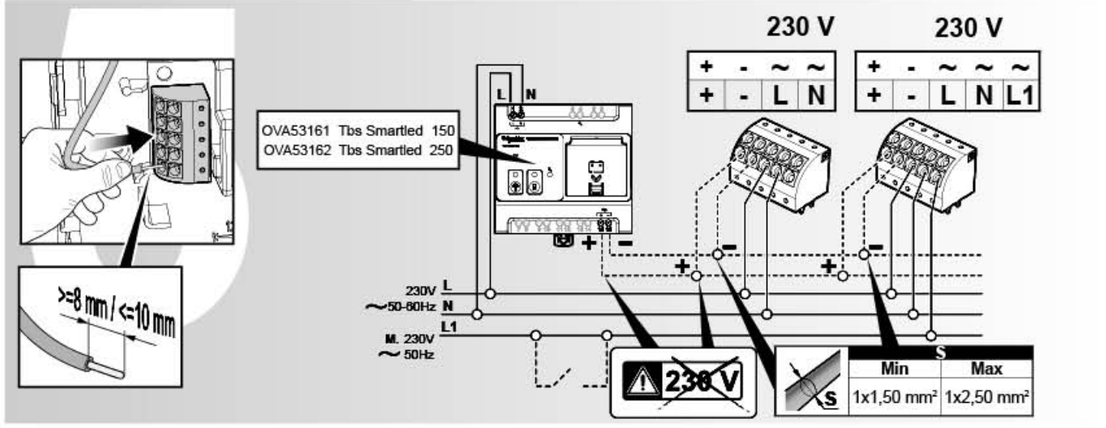

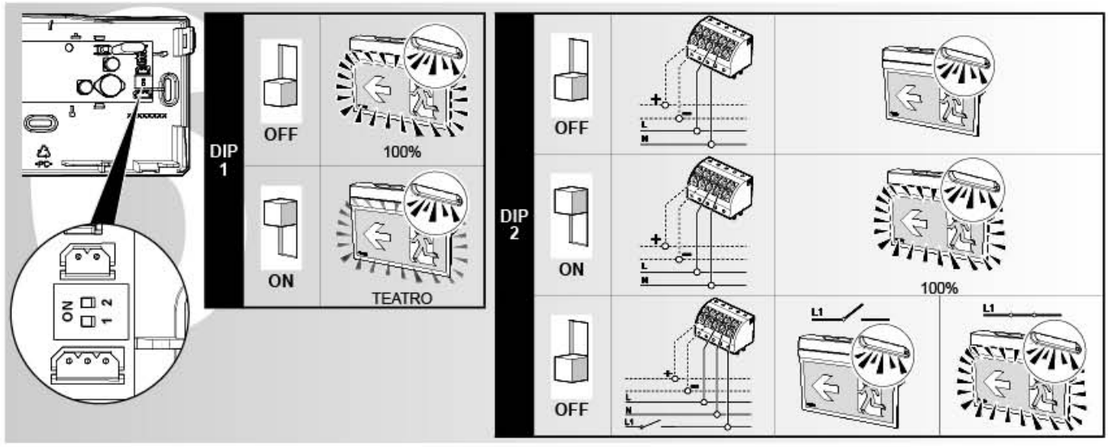

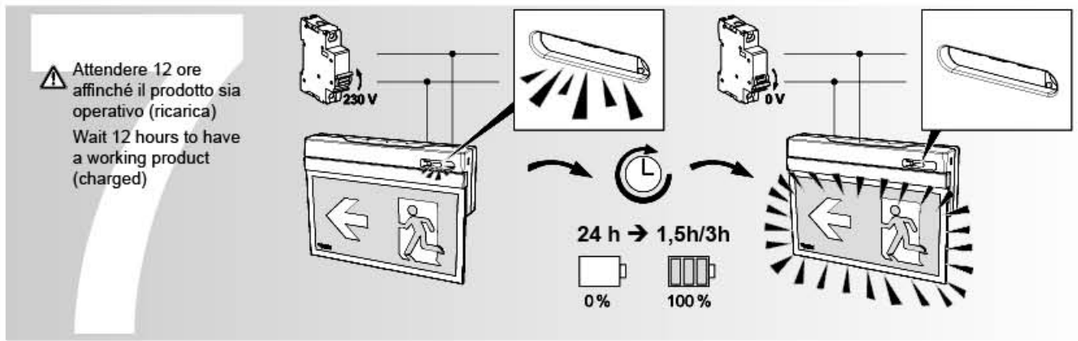

Test di durata / Duration test

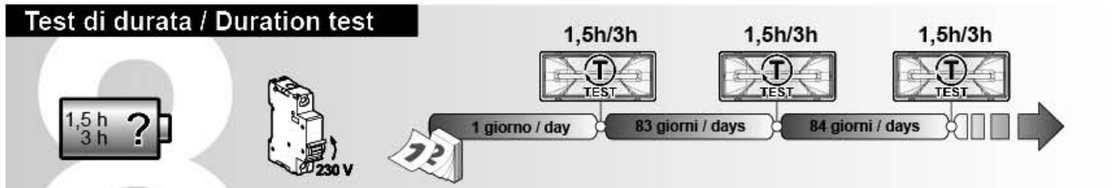

Test funzionale / Functional test

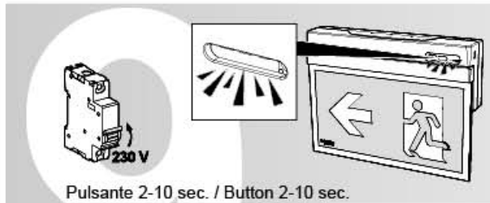

Pulsante 2-10 sec. / Button 2-10 sec.

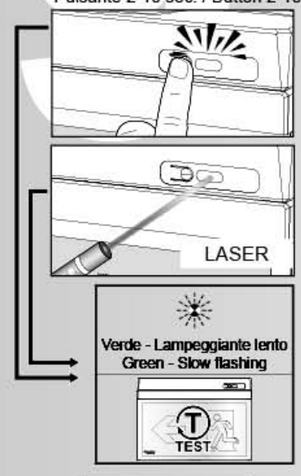

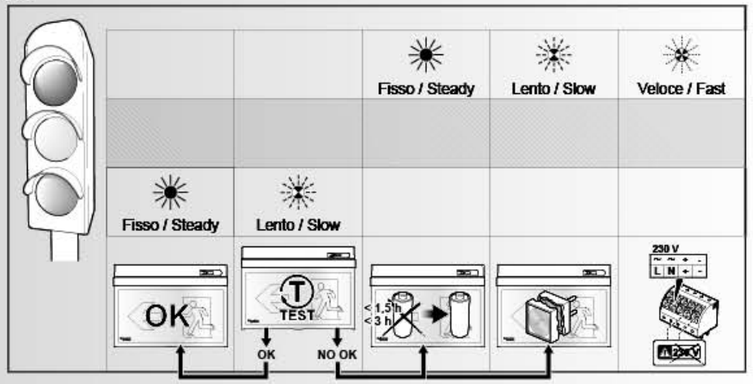

Led rosso lampeggiante veloce Fast flashing red LED	Errore di collegamento del telecomando. Remote control connection error.
Led rosso fisso Steady red LED	Batteria scollegata / Test di autonomia fallito Battery not connected / Duration test failed
Led rosso lampeggiante lento Slow flashing red LED	Test funzionale fallito Functional test failed
Led rosso/verde lampeggiante lento Slow flashing red/green LED	Test inibito o test funzionale non eseguito per più di 4 settimane oppure test di autonomia non eseguito per più di 52 settimane. Test inhibited or functional test not done for more than 4 weeks or duration test not done for more than 52 weeks.