

Ref. Certif. No.

FR\_722996

## IEC SYSTEM FOR MUTUAL RECOGNITION OF TEST CERTIFICATES FOR ELECTRICAL EQUIPMENT (IECEE) CB SCHEME

## CB TEST CERTIFICATE

Product

**Circuit-breaker for overcurrent protection for household and similar installations**

Name and address of the applicant

**SCHNEIDER ELECTRIC INDUSTRIES SAS**  
31 rue Pierre Mendès France, Eybens  
38050 GRENOBLE Cedex 9  
FRANCE

Name and address of the manufacturer

**SCHNEIDER ELECTRIC INDUSTRIES SAS**  
31 rue Pierre Mendès France, Eybens  
38050 GRENOBLE Cedex 9  
FRANCE

Name and address of the factory

Note: When more than one factory, please report on page 2

 Additional Information on page 2

Ratings and principal characteristics

iC60H DT Series  
See Annex

Trademark / Brand (if any)



Customer's Testing Facility (CTF) Stage used

CTF2

Model / Type Ref.

See Annex

Additional information (if necessary may also be reported on page 2)

Supersedes CBTC FR 684552B dated 13/04/2016. Update further to the evolution of the standard(s)

 Additional Information on page 2

A sample of the product was tested and found to be in conformity with

IEC 60898-1:2015 +A1:2019

As shown in the Test Report Ref. No. which forms part of this Certificate


26420632-811814

This CB Test Certificate is issued by the National Certification Body

LABORATOIRE CENTRAL DES INDUSTRIES ELECTRIQUES - LCIE  
33 avenue du Général Leclerc  
92260 Fontenay-aux-Roses, FRANCE  
[www.lcie.fr](http://www.lcie.fr)

Date: 07/11/2025

Signature



## ANNEX

**Name and address of the factories:****SCHNEIDER ELECTRIC BULGARIA EOOD**

Plovdiv plant  
4202 RADINOVO PLOVDIV  
BULGARIA

**Schneider Electric India Pvt. Ltd.**

Plot No - 172, Poonamallee Bye Pass Road, Poonamallee, Tamil Nadu  
600056 CHENNAI  
INDIA



LABORATOIRE CENTRAL DES INDUSTRIES ELECTRIQUES - LCIE  
33 avenue du Général Leclerc  
92260 Fontenay-aux-Roses, FRANCE  
[www.lcie.fr](http://www.lcie.fr)

Date: 07/11/2025

Signature



## ANNEX

**References, ratings and main characteristics:**

SC60H Generic Reference	Product name	Breaking Capacity	Pole description	Rated current In (A)	Instantaneous tripping current Curve
SC60H 1P 0,5A B	iC60H DT	10000A	1P	0,5	B
SC60H 1P 1A B	iC60H DT	10000A	1P	1	B
SC60H 1P 2A B	iC60H DT	10000A	1P	2	B
SC60H 1P 3A B	iC60H DT	10000A	1P	3	B
SC60H 1P 4A B	iC60H DT	10000A	1P	4	B
SC60H 1P 6A B	iC60H DT	10000A	1P	6	B
SC60H 1P 10A B	iC60H DT	10000A	1P	10	B
SC60H 1P 13A B	iC60H DT	10000A	1P	13	B
SC60H 1P 16A B	iC60H DT	10000A	1P	16	B
SC60H 1P 20A B	iC60H DT	10000A	1P	20	B
SC60H 1P 25A B	iC60H DT	10000A	1P	25	B
SC60H 1P 32A B	iC60H DT	10000A	1P	32	B
SC60H 1P 40A B	iC60H DT	10000A	1P	40	B
SC60H 1P 50A B	iC60H DT	10000A	1P	50	B
SC60H 1P 63A B	iC60H DT	10000A	1P	63	B
S60N 2P 0,5A B	iC60H DT	10000A	2P	0,5	B
SC60H 2P 1A B	iC60H DT	10000A	2P	1	B
SC60H 2P 2A B	iC60H DT	10000A	2P	2	B
SC60H 2P 3A B	iC60H DT	10000A	2P	3	B
SC60H 2P 4A B	iC60H DT	10000A	2P	4	B
SC60H 2P 6A B	iC60H DT	10000A	2P	6	B
SC60H 2P 10A B	iC60H DT	10000A	2P	10	B
SC60H 2P 13A B	iC60H DT	10000A	2P	13	B
SC60H 2P 16A B	iC60H DT	10000A	2P	16	B
SC60H 2P 20A B	iC60H DT	10000A	2P	20	B
SC60H 2P 25A B	iC60H DT	10000A	2P	25	B
SC60H 2P 32A B	iC60H DT	10000A	2P	32	B
SC60H 2P 40A B	iC60H DT	10000A	2P	40	B
SC60H 2P 50A B	iC60H DT	10000A	2P	50	B
SC60H 2P 63A B	iC60H DT	10000A	2P	63	B



LABORATOIRE CENTRAL DES INDUSTRIES ELECTRIQUES - LCIE  
 33 avenue du Général Leclerc  
 92260 Fontenay-aux-Roses, FRANCE  
[www.lcie.fr](http://www.lcie.fr)

Date: 07/11/2025

Signature:



**ANNEX**


SC60H Generic Reference	Product name	Breaking Capacity	Pole description	Rated current In (A)	Instantaneous tripping current Curve
SC60H 3P 0,5A B	iC60H DT	10000A	3P	0,5	B
SC60H 3P 1A B	iC60H DT	10000A	3P	1	B
SC60H 3P 2A B	iC60H DT	10000A	3P	2	B
SC60H 3P 3A B	iC60H DT	10000A	3P	3	B
SC60H 3P 4A B	iC60H DT	10000A	3P	4	B
SC60H 3P 6A B	iC60H DT	10000A	3P	6	B
SC60H 3P 10A B	iC60H DT	10000A	3P	10	B
SC60H 3P 13A B	iC60H DT	10000A	3P	13	B
SC60H 3P 16A B	iC60H DT	10000A	3P	16	B
SC60H 3P 20A B	iC60H DT	10000A	3P	20	B
SC60H 3P 25A B	iC60H DT	10000A	3P	25	B
SC60H 3P 32A B	iC60H DT	10000A	3P	32	B
SC60H 3P 40A B	iC60H DT	10000A	3P	40	B
SC60H 3P 50A B	iC60H DT	10000A	3P	50	B
SC60H 3P 63A B	iC60H DT	10000A	3P	63	B
SC60H 3PNG 0,5A B	iC60H DT	10000A	3P+NG	0,5	B
SC60H 3PNG 1A B	iC60H DT	10000A	3P+NG	1	B
SC60H 3PNG 2A B	iC60H DT	10000A	3P+NG	2	B
SC60H 3PNG 3A B	iC60H DT	10000A	3P+NG	3	B
SC60H 3PNG 4A B	iC60H DT	10000A	3P+NG	4	B
SC60H 3PNG 6A B	iC60H DT	10000A	3P+NG	6	B
SC60H 3PNG 10A B	iC60H DT	10000A	3P+NG	10	B
SC60H 3PNG 13A B	iC60H DT	10000A	3P+NG	13	B
SC60H 3PNG 16A B	iC60H DT	10000A	3P+NG	16	B
SC60H 3PNG 20A B	iC60H DT	10000A	3P+NG	20	B
SC60H 3PNG 25A B	iC60H DT	10000A	3P+NG	25	B
SC60H 3PNG 32A B	iC60H DT	10000A	3P+NG	32	B
SC60H 3PNG 40A B	iC60H DT	10000A	3P+NG	40	B
SC60H 3PNG 50A B	iC60H DT	10000A	3P+NG	50	B
SC60H 3PNG 63A B	iC60H DT	10000A	3P+NG	63	B
SC60H 3PND 0,5A B	iC60H DT	10000A	3P+ND	0,5	B
SC60H 3PND 1A B	iC60H DT	10000A	3P+ND	1	B
SC60H 3PND 2A B	iC60H DT	10000A	3P+ND	2	B



LABORATOIRE CENTRAL DES INDUSTRIES ELECTRIQUES - LCIE  
 33 avenue du Général Leclerc  
 92260 Fontenay-aux-Roses, FRANCE  
[www.lcie.fr](http://www.lcie.fr)

Date: 07/11/2025

Signature:



## ANNEX

SC60H Generic Reference	Product name	Breaking Capacity	Pole description	Rated current In (A)	Instantaneous tripping current Curve
SC60H 3PND 3A B	iC60H DT	10000A	3P+ND	3	B
SC60H 3PND 4A B	iC60H DT	10000A	3P+ND	4	B
SC60H 3PND 6A B	iC60H DT	10000A	3P+ND	6	B
SC60H 3PND 10A B	iC60H DT	10000A	3P+ND	10	B
SC60H 3PND 13A B	iC60H DT	10000A	3P+ND	13	B
SC60H 3PND 16A B	iC60H DT	10000A	3P+ND	16	B
SC60H 3PND 20A B	iC60H DT	10000A	3P+ND	20	B
SC60H 3PND 25A B	iC60H DT	10000A	3P+ND	25	B
SC60H 3PND 32A B	iC60H DT	10000A	3P+ND	32	B
SC60H 3PND 40A B	iC60H DT	10000A	3P+ND	40	B
SC60H 3PND 50A B	iC60H DT	10000A	3P+ND	50	B
SC60H 3PND 63A B	iC60H DT	10000A	3P+ND	63	B
SC60H 4P 0,5A B	iC60H DT	10000A	4P	0,5	B
SC60H 4P 1A B	iC60H DT	10000A	4P	1	B
SC60H 4P 2A B	iC60H DT	10000A	4P	2	B
SC60H 4P 3A B	iC60H DT	10000A	4P	3	B
SC60H 4P 4A B	iC60H DT	10000A	4P	4	B
SC60H 4P 6A B	iC60H DT	10000A	4P	6	B
SC60H 4P 10A B	iC60H DT	10000A	4P	10	B
SC60H 4P 13A B	iC60H DT	10000A	4P	13	B
SC60H 4P 16A B	iC60H DT	10000A	4P	16	B
SC60H 4P 20A B	iC60H DT	10000A	4P	20	B
SC60H 4P 25A B	iC60H DT	10000A	4P	25	B
SC60H 4P 32A B	iC60H DT	10000A	4P	32	B
SC60H 4P 40A B	iC60H DT	10000A	4P	40	B
SC60H 4P 50A B	iC60H DT	10000A	4P	50	B
SC60H 4P 63A B	iC60H DT	10000A	4P	63	B
SC60H 1PPN 0,5A B	iC60H DT	10000A	1P+N	0,5	B
SC60H 1PPN 1A B	iC60H DT	10000A	1P+N	1	B
SC60H 1PPN 2A B	iC60H DT	10000A	1P+N	2	B
SC60H 1PPN 3A B	iC60H DT	10000A	1P+N	3	B
SC60H 1PPN 4A B	iC60H DT	10000A	1P+N	4	B
SC60H 1PPN 6A B	iC60H DT	10000A	1P+N	6	B



LABORATOIRE CENTRAL DES INDUSTRIES ELECTRIQUES - LCIE  
 33 avenue du Général Leclerc  
 92260 Fontenay-aux-Roses, FRANCE  
[www.lcie.fr](http://www.lcie.fr)

Date: 07/11/2025

Signature:



## ANNEX

SC60H Generic Reference	Product name	Breaking Capacity	Pole description	Rated current In (A)	Instantaneous tripping current Curve
SC60H 1PPN 10A B	iC60H DT	10000A	1P+N	10	B
SC60H 1PPN 13A B	iC60H DT	10000A	1P+N	13	B
SC60H 1PPN 16A B	iC60H DT	10000A	1P+N	16	B
SC60H 1PPN 20A B	iC60H DT	10000A	1P+N	20	B
SC60H 1PPN 25A B	iC60H DT	10000A	1P+N	25	B
SC60H 1PPN 32A B	iC60H DT	10000A	1P+N	32	B
SC60H 1PPN 40A B	iC60H DT	10000A	1P+N	40	B
SC60H 1PPN 50A B	iC60H DT	10000A	1P+N	50	B
SC60H 1PPN 63A B	iC60H DT	10000A	1P+N	63	B
SC60H 1P 0,5A C	iC60H DT	10000A	1P	0,5	C
SC60H 1P 1A C	iC60H DT	10000A	1P	1	C
SC60H 1P 2A C	iC60H DT	10000A	1P	2	C
SC60H 1P 3A C	iC60H DT	10000A	1P	3	C
SC60H 1P 4A C	iC60H DT	10000A	1P	4	C
SC60H 1P 6A C	iC60H DT	10000A	1P	6	C
SC60H 1P 10A C	iC60H DT	10000A	1P	10	C
SC60H 1P 13A C	iC60H DT	10000A	1P	13	C
SC60H 1P 16A C	iC60H DT	10000A	1P	16	C
SC60H 1P 20A C	iC60H DT	10000A	1P	20	C
SC60H 1P 25A C	iC60H DT	10000A	1P	25	C
SC60H 1P 32A C	iC60H DT	10000A	1P	32	C
SC60H 1P 40A C	iC60H DT	10000A	1P	40	C
SC60H 1P 50A C	iC60H DT	10000A	1P	50	C
SC60H 1P 63A C	iC60H DT	10000A	1P	63	C
SC60H 2P 0,5A C	iC60H DT	10000A	2P	0,5	C
SC60H 2P 1A C	iC60H DT	10000A	2P	1	C
SC60H 2P 2A C	iC60H DT	10000A	2P	2	C
SC60H 2P 3A C	iC60H DT	10000A	2P	3	C
SC60H 2P 4A C	iC60H DT	10000A	2P	4	C
SC60H 2P 6A C	iC60H DT	10000A	2P	6	C
SC60H 2P 10A C	iC60H DT	10000A	2P	10	C
SC60H 2P 13A C	iC60H DT	10000A	2P	13	C
SC60H 2P 16A C	iC60H DT	10000A	2P	16	C
SC60H 2P 20A C	iC60H DT	10000A	2P	20	C



LABORATOIRE CENTRAL DES INDUSTRIES ELECTRIQUES - LCIE  
 33 avenue du Général Leclerc  
 92260 Fontenay-aux-Roses, FRANCE  
[www.lcie.fr](http://www.lcie.fr)

Date: 07/11/2025

Signature



## ANNEX

SC60H Generic Reference	Product name	Breaking Capacity	Pole description	Rated current In (A)	Instantaneous tripping current Curve
SC60H 2P 25A C	iC60H DT	10000A	2P	25	C
SC60H 2P 32A C	iC60H DT	10000A	2P	32	C
SC60H 2P 40A C	iC60H DT	10000A	2P	40	C
SC60H 2P 50A C	iC60H DT	10000A	2P	50	C
SC60H 2P 63A C	iC60H DT	10000A	2P	63	C
SC60H 3P 0,5A C	iC60H DT	10000A	3P	0,5	C
SC60H 3P 1A C	iC60H DT	10000A	3P	1	C
SC60H 3P 2A C	iC60H DT	10000A	3P	2	C
SC60H 3P 3A C	iC60H DT	10000A	3P	3	C
SC60H 3P 4A C	iC60H DT	10000A	3P	4	C
SC60H 3P 6A C	iC60H DT	10000A	3P	6	C
SC60H 3P 10A C	iC60H DT	10000A	3P	10	C
SC60H 3P 13A C	iC60H DT	10000A	3P	13	C
SC60H 3P 16A C	iC60H DT	10000A	3P	16	C
SC60H 3P 20A C	iC60H DT	10000A	3P	20	C
SC60H 3P 25A C	iC60H DT	10000A	3P	25	C
SC60H 3P 32A C	iC60H DT	10000A	3P	32	C
SC60H 3P 40A C	iC60H DT	10000A	3P	40	C
SC60H 3P 50A C	iC60H DT	10000A	3P	50	C
SC60H 3P 63A C	iC60H DT	10000A	3P	63	C
SC60H 3PNG 0,5A C	iC60H DT	10000A	3P+NG	0,5	C
SC60H 3PNG 1A C	iC60H DT	10000A	3P+NG	1	C
SC60H 3PNG 2A C	iC60H DT	10000A	3P+NG	2	C
SC60H 3PNG 3A C	iC60H DT	10000A	3P+NG	3	C
SC60H 3PNG 4A C	iC60H DT	10000A	3P+NG	4	C
SC60H 3PNG 6A C	iC60H DT	10000A	3P+NG	6	C
SC60H 3PNG 10A C	iC60H DT	10000A	3P+NG	10	C
SC60H 3PNG 13A C	iC60H DT	10000A	3P+NG	13	C
SC60H 3PNG 16A C	iC60H DT	10000A	3P+NG	16	C
SC60H 3PNG 20A C	iC60H DT	10000A	3P+NG	20	C
SC60H 3PNG 25A C	iC60H DT	10000A	3P+NG	25	C
SC60H 3PNG 32A C	iC60H DT	10000A	3P+NG	32	C
SC60H 3PNG 40A C	iC60H DT	10000A	3P+NG	40	C



LABORATOIRE CENTRAL DES INDUSTRIES ELECTRIQUES - LCIE  
 33 avenue du Général Leclerc  
 92260 Fontenay-aux-Roses, FRANCE  
[www.lcie.fr](http://www.lcie.fr)

Date: 07/11/2025

Signature



## ANNEX

SC60H Generic Reference	Product name	Breaking Capacity	Pole description	Rated current In (A)	Instantaneous tripping current Curve
SC60H 3PNG 50A C	iC60H DT	10000A	3P+NG	50	C
SC60H 3PNG 63A C	iC60H DT	10000A	3P+NG	63	C
SC60H 3PND 0,5A C	iC60H DT	10000A	3P+ND	0,5	C
SC60H 3PND 1A C	iC60H DT	10000A	3P+ND	1	C
SC60H 3PND 2A C	iC60H DT	10000A	3P+ND	2	C
SC60H 3PND 3A C	iC60H DT	10000A	3P+ND	3	C
SC60H 3PND 4A C	iC60H DT	10000A	3P+ND	4	C
SC60H 3PND 6A C	iC60H DT	10000A	3P+ND	6	C
SC60H 3PND 10A C	iC60H DT	10000A	3P+ND	10	C
SC60H 3PND 13A C	iC60H DT	10000A	3P+ND	13	C
SC60H 3PND 16A C	iC60H DT	10000A	3P+ND	16	C
SC60H 3PND 20A C	iC60H DT	10000A	3P+ND	20	C
SC60H 3PND 25A C	iC60H DT	10000A	3P+ND	25	C
SC60H 3PND 32A C	iC60H DT	10000A	3P+ND	32	C
SC60H 3PND 40A C	iC60H DT	10000A	3P+ND	40	C
SC60H 3PND 50A C	iC60H DT	10000A	3P+ND	50	C
SC60H 3PND 63A C	iC60H DT	10000A	3P+ND	63	C
SC60H 4P 0,5A C	iC60H DT	10000A	4P	0,5	C
SC60H 4P 1A C	iC60H DT	10000A	4P	1	C
SC60H 4P 2A C	iC60H DT	10000A	4P	2	C
SC60H 4P 3A C	iC60H DT	10000A	4P	3	C
SC60H 4P 4A C	iC60H DT	10000A	4P	4	C
SC60H 4P 6A C	iC60H DT	10000A	4P	6	C
SC60H 4P 10A C	iC60H DT	10000A	4P	10	C
SC60H 4P 13A C	iC60H DT	10000A	4P	13	C
SC60H 4P 16A C	iC60H DT	10000A	4P	16	C
SC60H 4P 20A C	iC60H DT	10000A	4P	20	C
SC60H 4P 25A C	iC60H DT	10000A	4P	25	C
SC60H 4P 32A C	iC60H DT	10000A	4P	32	C
SC60H 4P 40A C	iC60H DT	10000A	4P	40	C
SC60H 4P 50A C	iC60H DT	10000A	4P	50	C
SC60H 4P 63A C	iC60H DT	10000A	4P	63	C



LABORATOIRE CENTRAL DES INDUSTRIES ELECTRIQUES - LCIE  
 33 avenue du Général Leclerc  
 92260 Fontenay-aux-Roses, FRANCE  
[www.lcie.fr](http://www.lcie.fr)

Date: 07/11/2025

Signature



**ANNEX**


SC60H Generic Reference	Product name	Breaking Capacity	Pole description	Rated current In (A)	Instantaneous tripping current Curve
SC60H 1PPN 0,5A C	iC60H DT	10000A	1P+N	0,5	C
SC60H 1PPN 1A C	iC60H DT	10000A	1P+N	1	C
SC60H 1PPN 2A C	iC60H DT	10000A	1P+N	2	C
SC60H 1PPN 3A C	iC60H DT	10000A	1P+N	3	C
SC60H 1PPN 4A C	iC60H DT	10000A	1P+N	4	C
SC60H 1PPN 6A C	iC60H DT	10000A	1P+N	6	C
SS60N 1PPN 10A C	iC60H DT	10000A	1P+N	10	C
SC60H 1PPN 13A C	iC60H DT	10000A	1P+N	13	C
SC60H 1PPN 16A C	iC60H DT	10000A	1P+N	16	C
SC60H 1PPN 20A C	iC60H DT	10000A	1P+N	20	C
SC60H 1PPN 25A C	iC60H DT	10000A	1P+N	25	C
SC60H 1PPN 32A C	iC60H DT	10000A	1P+N	32	C
SC60H 1PPN 40A C	iC60H DT	10000A	1P+N	40	C
SC60H 1PPN 50A C	iC60H DT	10000A	1P+N	50	C
SC60H 1PPN 63A C	iC60H DT	10000A	1P+N	63	C
SC60H 1P 0,5A D	iC60H DT	10000A	1P	0,5	D
SC60H 1P 1A D	iC60H DT	10000A	1P	1	D
SC60H 1P 2A D	iC60H DT	10000A	1P	2	D
SC60H 1P 3A D	iC60H DT	10000A	1P	3	D
SC60H 1P 4A D	iC60H DT	10000A	1P	4	D
SC60H 1P 6A D	iC60H DT	10000A	1P	6	D
SC60H 1P 10A D	iC60H DT	10000A	1P	10	D
SC60H 1P 13A D	iC60H DT	10000A	1P	13	D
SC60H 1P 16A D	iC60H DT	10000A	1P	16	D
SC60H 1P 20A D	iC60H DT	10000A	1P	20	D
SC60H 1P 25A D	iC60H DT	10000A	1P	25	D
SC60H 1P 32A D	iC60H DT	10000A	1P	32	D
SC60H 1P 40A D	iC60H DT	10000A	1P	40	D
SC60H 2P 0,5A D	iC60H DT	10000A	2P	0,5	D
SC60H 2P 1A D	iC60H DT	10000A	2P	1	D
SC60H 2P 2A D	iC60H DT	10000A	2P	2	D
SC60H 2P 3A D	iC60H DT	10000A	2P	3	D
SC60H 2P 4A D	iC60H DT	10000A	2P	4	D
SC60H 2P 6A D	iC60H DT	10000A	2P	6	D



LABORATOIRE CENTRAL DES INDUSTRIES ELECTRIQUES - LCIE  
 33 avenue du Général Leclerc  
 92260 Fontenay-aux-Roses, FRANCE  
[www.lcie.fr](http://www.lcie.fr)

Date: 07/11/2025

Signature:



**ANNEX**

SC60H Generic Reference	Product name	Breaking Capacity	Pole description	Rated current In (A)	Instantaneous tripping current Curve
SC60H 2P 10A D	iC60H DT	10000A	2P	10	D
SC60H 2P 13A D	iC60H DT	10000A	2P	13	D
SC60H 2P 16A D	iC60H DT	10000A	2P	16	D
SC60H 2P 20A D	iC60H DT	10000A	2P	20	D
SC60H 2P 25A D	iC60H DT	10000A	2P	25	D
SC60H 2P 32A D	iC60H DT	10000A	2P	32	D
SC60H 2P 40A D	iC60H DT	10000A	2P	40	D
SC60H 3P 0,5A D	iC60H DT	10000A	3P	0,5	D
SC60H 3P 1A D	iC60H DT	10000A	3P	1	D
SC60H 3P 2A D	iC60H DT	10000A	3P	2	D
SC60H 3P 3A D	iC60H DT	10000A	3P	3	D
SC60H 3P 4A D	iC60H DT	10000A	3P	4	D
SC60H 3P 6A D	iC60H DT	10000A	3P	6	D
SC60H 3P 10A D	iC60H DT	10000A	3P	10	D
SC60H 3P 13A D	iC60H DT	10000A	3P	13	D
SC60H 3P 16A D	iC60H DT	10000A	3P	16	D
SC60H 3P 20A D	iC60H DT	10000A	3P	20	D
SC60H 3P 25A D	iC60H DT	10000A	3P	25	D
SC60H 3P 32A D	iC60H DT	10000A	3P	32	D
SC60H 3P 40A D	iC60H DT	10000A	3P	40	D
SC60H 3PNG 0,5A D	iC60H DT	10000A	3P+NG	0,5	D
SC60H 3PNG 1A D	iC60H DT	10000A	3P+NG	1	D
SC60H 3PNG 2A D	iC60H DT	10000A	3P+NG	2	D
SC60H 3PNG 3A D	iC60H DT	10000A	3P+NG	3	D
SC60H 3PNG 4A D	iC60H DT	10000A	3P+NG	4	D
SC60H 3PNG 6A D	iC60H DT	10000A	3P+NG	6	D
S60H 3PNG 10A D	iC60H DT	10000A	3P+NG	10	D
SC60H 3PNG 13A D	iC60H DT	10000A	3P+NG	13	D
SC60H 3PNG 16A D	iC60H DT	10000A	3P+NG	16	D
SC60H 3PNG 20A D	iC60H DT	10000A	3P+NG	20	D
SC60H 3PNG 25A D	iC60H DT	10000A	3P+NG	25	D
SC60H 3PNG 32A D	iC60H DT	10000A	3P+NG	32	D
SC60H 3PNG 40A D	iC60H DT	10000A	3P+NG	40	D



LABORATOIRE CENTRAL DES INDUSTRIES ELECTRIQUES - LCIE  
 33 avenue du Général Leclerc  
 92260 Fontenay-aux-Roses, FRANCE  
[www.lcie.fr](http://www.lcie.fr)

Date: 07/11/2025

Signature:



## ANNEX

SC60H Generic Reference	Product name	Breaking Capacity	Pole description	Rated current In (A)	Instantaneous tripping current Curve
SC60H 3PND 0,5A D	iC60H DT	10000A	3P+ND	0,5	D
SC60H 3PND 1A D	iC60H DT	10000A	3P+ND	1	D
SC60H 3PND 2A D	iC60H DT	10000A	3P+ND	2	D
SC60H 3PND 3A D	iC60H DT	10000A	3P+ND	3	D
SC60H 3PND 4A D	iC60H DT	10000A	3P+ND	4	D
SC60H 3PND 6A D	iC60H DT	10000A	3P+ND	6	D
SS60N 3PND 10A D	iC60H DT	10000A	3P+ND	10	D
SC60H 3PND 13A D	iC60H DT	10000A	3P+ND	13	D
SC60H 3PND 16A D	iC60H DT	10000A	3P+ND	16	D
SC60H 3PND 20A D	iC60H DT	10000A	3P+ND	20	D
SC60H 3PND 25A D	iC60H DT	10000A	3P+ND	25	D
SC60H 3PND 32A D	iC60H DT	10000A	3P+ND	32	D
SC60H 3PND 40A D	iC60H DT	10000A	3P+ND	40	D
SC60H 4P 0,5A D	iC60H DT	10000A	4P	0,5	D
SC60H 4P 1A D	iC60H DT	10000A	4P	1	D
SC60H 4P 2A D	iC60H DT	10000A	4P	2	D
SC60H 4P 3A D	iC60H DT	10000A	4P	3	D
SC60H 4P 4A D	iC60H DT	10000A	4P	4	D
SC60H 4P 6A D	iC60H DT	10000A	4P	6	D
SC60H 4P 10A D	iC60H DT	10000A	4P	10	D
SC60H 4P 13A D	iC60H DT	10000A	4P	13	D
SC60H 4P 16A D	iC60H DT	10000A	4P	16	D
SC60H 4P 20A D	iC60H DT	10000A	4P	20	D
SC60H 4P 25A D	iC60H DT	10000A	4P	25	D
SC60H 4P 32A D	iC60H DT	10000A	4P	32	D
SC60H 4P 40A D	iC60H DT	10000A	4P	40	D
SC60H 1PPN 0,5A D	iC60H DT	10000A	1P+N	0,5	D
SC60H 1PPN 1A D	iC60H DT	10000A	1P+N	1	D
SC60H 1PPN 2A D	iC60H DT	10000A	1P+N	2	D
SC60H 1PPN 3A D	iC60H DT	10000A	1P+N	3	D
SC60H 1PPN 4A D	iC60H DT	10000A	1P+N	4	D
SC60H 1PPN 6A D	iC60H DT	10000A	1P+N	6	D
SC60H 1PPN 10A D	iC60H DT	10000A	1P+N	10	D



LABORATOIRE CENTRAL DES INDUSTRIES ELECTRIQUES - LCIE  
 33 avenue du Général Leclerc  
 92260 Fontenay-aux-Roses, FRANCE  
[www.lcie.fr](http://www.lcie.fr)

Date: 07/11/2025

Signature:



ANNEX

SC60H Generic Reference	Product name	Breaking Capacity	Pole description	Rated current In (A)	Instantaneous tripping current Curve
SC60H 1PPN 13A D	iC60H DT	10000A	1P+N	13	D
SC60H 1PPN 16A D	iC60H DT	10000A	1P+N	16	D
SC60H 1PPN 20A D	iC60H DT	10000A	1P+N	20	D
SC60H 1PPN 25A D	iC60H DT	10000A	1P+N	25	D
SC60H 1PPN 32A D	iC60H DT	10000A	1P+N	32	D
SC60H 1PPN 40A D	iC60H DT	10000A	1P+N	40	D



LABORATOIRE CENTRAL DES INDUSTRIES ELECTRIQUES - LCIE  
 33 avenue du Général Leclerc  
 92260 Fontenay-aux-Roses, FRANCE  
[www.lcie.fr](http://www.lcie.fr)

Date: 07/11/2025

Signature



LABORATOIRE CENTRAL DES  
 INDUSTRIES ELECTRIQUES  
 RCS Nanterre 448 363 174  
 33 avenue du General Leclerc  
 F - 92266 FONTENAY AUX ROSES

## ANNEX

Technical characteristics	
Rated operational voltage $U_e$ : (V)	1P: 230/400 and 240/415 1P+N (neutral on left): 230/240 2P, 3P, 4P, 3P+N: 400/415
Rated current $I_n$ : (A)	See tables
Rated frequency: (Hz)	50/60
Nature of supply:	~
Total number of poles:	See tables
Number of protected poles:	All
Rated insulation voltage $U_i$ : (V)	500
Rated impulse withstand voltage $U_{imp}$ : (V)	4000
Instantaneous tripping current:	Type B, C, D
Reference ambient calibration air temperature: ( $^{\circ}$ C)	30
Rated short-circuit capacity $I_{cn}$ : (A)	10000
Rated making and breaking capacity on one pole separately $I_{cn1}$ : (A)	10000
Service short-circuit capacity $I_{cs}$ : (A)	10000
Energy limiting class ( $I^2t$ ):	Class 3 according to EN 60898-1 for instantaneous tripping current B and C
Grid distance (short-circuit tests): (mm)	55 mm for 0.5 up to 25A rated currents 65 mm for 32 up to 63A rated currents
Protection against external influences:	Enclosed
Protection degree:	IP20
Material group:	Group II
Method of mounting:	panel board type – on rail
Method of electrical connection	not associated with the mechanical mounting
Connection for external conductors	
Type of terminals:	pillar terminal
Nominal diameter of thread: (mm)	5.0 for 0.5 up to 25A rated currents 6.5 for 32 up to 63A rated currents
Type of metal used for terminals:	steel for 0.5 up to 25A rated currents copper for 32 up to 63A rated currents
Operating means	
Lever	insulating material



LABORATOIRE CENTRAL DES INDUSTRIES ELECTRIQUES - LCIE  
33 avenue du Général Leclerc  
92260 Fontenay-aux-Roses, FRANCE  
[www.lcie.fr](http://www.lcie.fr)

Date: 07/11/2025

Signature:

