



Ref. Certif. No.

FR_719140

IEC SYSTEM FOR MUTUAL RECOGNITION OF TEST CERTIFICATES FOR ELECTRICAL EQUIPMENT (IECEE) CB SCHEME

CB TEST CERTIFICATE

Product

Multiple function equipment
CPS Control and Protective Switching device

Name and address of the applicant

SCHNEIDER ELECTRIC INDUSTRIES SAS
35, rue Joseph Monier
92500 RUEIL MALMAISON
FRANCE

Name and address of the manufacturer

SCHNEIDER ELECTRIC INDUSTRIES SAS
35, rue Joseph Monier
92500 RUEIL MALMAISON
FRANCE

Name and address of the factory

Note: When more than one factory, please report on page 2

Additional Information on page 2

Ratings and principal characteristics

See Annex

Trademark / Brand (if any)

Schneider Electric

Customer's Testing Facility (CTF) Stage used

CTF2

Model / Type Ref.

TeSys Control range, Ultra motor starters:
See Annex

Additional information (if necessary may also be reported on page 2)

/

Additional Information on page 2

A sample of the product was tested and found to be in conformity with

IEC 60947-1:2020
IEC 60947-1:2007 +A1:2010 +A2:2014
IEC 60947-5-1:2016
IEC 60947-6-2:2020

As shown in the Test Report Ref. No. which forms part of this Certificate

17226512-784382A
17226512-784382B

This CB Test Certificate is issued by the National Certification Body



LABORATOIRE CENTRAL DES INDUSTRIES ELECTRIQUES - LCIE
33 avenue du Général Leclerc
92260 Fontenay-aux-Roses, FRANCE
www.lcie.fr

Date: 21/05/2024



LABORATOIRE CENTRAL DES INDUSTRIES ELECTRIQUES
S.A.S au capital de 15.745.984 €
RCS Nanterre B 408.363.174
33 avenue du Général Leclerc
F - 92266 FONTENAY AUX ROSES

Signature:
Julien GAUTHIER
Certification Officer

ANNEX

Name and address of the factories:

SCHNEIDER ELECTRIC FRANCE
 20 rue de la Croix Blanche BP15
 86361 CHASSENEUIL DU POITOU
 FRANCE

SCHNEIDER ELECTRIC INDUSTRIES SA
 ZAC le Village
 27100 LE VAUDREUIL
 FRANCE

Note :

The above two factories are only the manufacturing sites for the power bases which cover following products :

LUB12, LUB120, LUB32, LUB320, LU2MB0xx, LU6MB0xx, LU2B12xx, LU2BA0xx, LU2B32xx, LU2BB0xx
 where xx can be BL, B, FU, ES

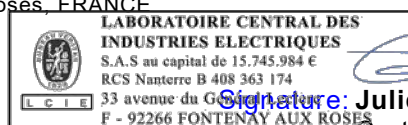
For control units or other accessories, the manufacturing sites are as follows :

Control units or other accessories	Factories
LUCzYYxx where z can be A, B, C, D, L, YY can be X6, 1X; 05, 12,18, 32, xx can be BL, B, FU, ES ; LUC15, ASILUFC51, LULC033 ; LUFV2, LUFC00 ; LU9GC3	Schneider Electric France Zone Industrielle des Agriers 16021 Angouleme - FRANCE
LUALB1, LUALF1	Industrias Electronicas Pacifico SA de CV Nafta 850 Parque Industrial Stiva Aeropuerto 66600 APODACA NUEVO LEON - MEXICO
LU9MR1C, LU9M1, LU9MRC, LU9MRL, LU9MR1, LU9BN11L, LU9BN11C, LU9SP0	Schneider Electric a.s Cizovska 447 39701 Pisek - CZECH REPUBLIC



LABORATOIRE CENTRAL DES INDUSTRIES ELECTRIQUES - LCIE
 33 avenue du Général Leclerc
 92260 Fontenay-aux-Roses, FRANCE
www.lcie.fr

Date: 21/05/2024



Signature: **Julien GAUTHIER**
 Certification Officer

ANNEX

References, ratings and main characteristics:

TeSys Control range, Ultra motor starters:

LUB12, LUB120, LUB32, LUB320.
 LU2MB0xx, LU6MB0xx where xx can be BL, B, FU, ES
 LU2B12xx, LU2BA0xx, LU2B32xx, LU2BB0xx, where xx can be BL, B, FU, ES
 BL: 24VDC
 B: 24VAC
 FU: 110 - 240VAC/DC
 ES: 48 - 72VAC/DC

Control units:

LUCzYYxx where:

z can be : A (standard control unit, 3-phase - magneto-thermal protections - class 10),
 B (advanced control unit, 3-phase - magneto-thermal protections - class 10),
 C (advanced control unit, single phase - magneto-thermal protections - class 10),
 D (advanced control unit, 3-phase - magneto-thermal protections - class 20),
 L (Magnetic protection only).

YY can be X6, 1X; 05, 12, 18, 32

xx can be BL, B, FU, ES

Thermal settings

X6: 0,15A...0,6A
 1X: 0,35A...1,4A
 05: 1,25A...5A
 12: 3A...12A
 18: 4,5A...18A
 32: 8A...32A

Communication auxiliary modules: LUC15, ASILUFC51, LULC033

Load monitoring auxiliary modules: LUFV2, LUFC00

Limiter: LUALB1, LUALF1

Control terminal blocks: LU9MR1C, LU9MRC, LU9MRL, LU9BN11L, LU9BN11C

Terminal blocks for electrical remote control with reversor (2 direction of rotation): LU9MR1, LU9M1, LU9GC3



LABORATOIRE CENTRAL DES INDUSTRIES ELECTRIQUES - LCIE
 33 avenue du Général Leclerc
 92260 Fontenay-aux-Roses, FRANCE

www.lcie.fr

Date: 21/05/2024

LABORATOIRE CENTRAL DES
 INDUSTRIES ELECTRIQUES
 S.A.S au capital de 15.745.984 €
 RCS Nanterre B 408 263 174
 33 avenue du Général Leclerc
 F - 92266 FONTENAY AUX ROSES

Signature: Julien GAUTHIER
 Certification Officer

ANNEX

Characteristics:

		Ue			
		230V	400V	440V	690V
LUB12, LUB120, LU2B12, LU2BA0	I _{th}	12A			
	I _e (AC-3 & AC-3e)	12A			
	I _e (AC-4)	12A			
	I _{cs}	50kA		4kA	
	I _{cr}	360A			
	I _r	1kA			
LUB32, LUB320, LU2B32, LU2BB0	I _{th}	32A			
	I _e (AC-3 & AC-3e)	28,5A		21A	
	I _e (AC-4)	28,5A		21A	
	I _{cs}	50kA		4kA	
	I _{cr}	855A		720A	
	I _r	3kA			

The value of I_{cs} can be increased by adding a limiter (LUABL1) at upstream of LUB or LU2B:
 130 kA at 440V
 70 kA at 690V

Nominal tripping current value of Opening under short-circuit conditions :

When below Control Unit is installed in Power Base	Nominal tripping current value of Opening under short-circuit conditions Y x I _{rmaxi}
LUCA/B/C/D/L/X6	16,5 x I _{rmaxi} = 9,9A
LUCA/B/C/D/ L/1X	16,5 x I _{rmaxi} = 23,1A
LUCA/B/C/D/ L/05	16,5 x I _{rmaxi} = 82,5A
LUCA/B/C/D/ L/12	16,5 x I _{rmaxi} = 198A
LUCA/B/C/D/ L/18	16,5 x I _{rmaxi} = 297A
LUCA/B/C/D/ L/32	13 x I _{rmaxi} = 416A

Main technical Parameter of Auxiliary Circuits:

 U_i (Rated insulation voltage U_i) : 250V

 U_{imp} (Rated impulse withstand voltage U_{imp}) : 4kV

 I_{th} (Conventional free air thermal current I_{th}) : 5A

Rated operational current and voltage of corresponding Utilization Category: AC-15 / DC-13

utilization category	I _e / U _e :
AC15	3 A / 120 V 1,5 A / 240 V
DC13	0,55 A / 125 V 0,27 A / 250 V

Integrated auxiliary contacts inside LUB / LU2B: 1 NO+ 1 NC

Type of contact: X, Y

Samples of these integrated auxiliary contacts fulfil the requirements of IEC 60947-5-1:2016 used in conjunction with IEC 60947-1:2007, IEC 60947-1:2007/AMD1:2010, IEC 60947-1:2007/AMD2:2014.


LABORATOIRE CENTRAL DES INDUSTRIES ELECTRIQUES - LCIE

33 avenue du Général Leclerc

92260 Fontenay-aux-Roses, FRANCE

www.lcie.fr

Date: 21/05/2024


**LABORATOIRE CENTRAL DES
INDUSTRIES ELECTRIQUES**
 S.A.S au capital de 15.745.984 €
 RCS Nanterre B 408 363 174
 33 avenue du Général Leclerc
 F - 92266 FONTENAY AUX ROSES

 Signature:
Julien GAUTHIER
 Certification Officer

ANNEX

Test item particulars :	
Number of pôles	3
Kind of current	AC
Method of operation	Manual and electromagnetic
Method of control	Automatic and non automatic
Method of resetting after overload	Self re setting
Method of rearming after short-circuit	Incapable of remote re-arming after operation: normally operated circuit-breaker
Rated and limiting values, main circuit :	
rated operational voltage U_e (V)	690
rated insulation voltage U_i (V)	690
rated impulse withstand voltage $U_{imp}(kV)$	6
conventional free air thermal current I_{th} (A)	32/12
rated operational current I_e (A) or rated operational powers at the rated voltage and utilization category	Base 12A: 12 A (690V AC-3/AC-3e/AC-4) Base 32A: 28.5A (440V AC-3/AC-3e/AC-4) 21A (690V AC-3/AC-3e/AC-4)
Rated frequency	50/60Hz
Rated duties	uninterrupted
Short-circuit characteristic:	
rated service short-circuit breaking capacity I_{cs} (kA)	12A: 50kA (440V), 4kA (690V) 32A: 50kA (440V), 4kA (690V)
Electrical control circuits	
Type of current	AC/DC
Power consumption	Coil and LUB12/32 DC 2.7 W measured (7.7 W declared) AC 4.7 VA measured (8.4 VA declared)
Rated frequency (or d.c.)	50/60 Hz or d.c.
Rated control circuit voltage U_c (nature, and frequency if a.c.)	NA 24VDC: 20...27VDC 24VAC: 20...26.5VAC
Rated control supply voltage U_s (nature, and frequency if a.c.), where applicable	48-72V AC or DC: 38.5...72VAC or 38.5...93VDC 110-240VAC: 88...264VAC
Nature of control circuit device (electromagnetic, electronically controlled, etc)	Electronically controlled



LABORATOIRE CENTRAL DES INDUSTRIES ELECTRIQUES - LCIE
33 avenue du Général Leclerc
92260 Fontenay-aux-Roses, FRANCE
www.lcie.fr

Date: 21/05/2024



LABORATOIRE CENTRAL DES
INDUSTRIES ELECTRIQUES
S.A.S au capital de 15.745.984 €
RCS Nanterre B 408 561 171
33 avenue du Général Leclerc
F - 92266 FONTENAY AUX ROSES

Signature: *Julien Gauthier*
Julien GAUTHIER
Certification Officer

ANNEX

	Modules		Ue (V)	Ui (V)	Uimp (kV)
Communication auxiliaires LUFC...	LULC033	Modbus communication	24 VDC	24	0,8
	LULC15	STB communication	24 VDC	24	0,8
	ASILUFC5 1	AS communication	24 VDC	24	0,8
Contacts auxiliaires LUA8...	LUA8E20	Additional lateral block	690	690	6
Auxiliaires LUFN...	LUFN20	Contacts auxiliaires modules	24...250 V AC/DC	250	4
Load monitoring Auxiliaires LUF...	LUFDH11	Overlad alarm module with manuel reset	24...250 V AC/DC	250	4
Control terminal block LU9...	LU9BN11	NO & NC pole contacts (13/14 – 21/22)	250	250	4

Auxiliary circuits :

Voltages:

Rated operational voltage Ue :	See the above table
rated insulation voltage Ui (V) :	See the above table
rated impulse withstand voltage Uimp (kV):	See the above table

currents:

conventional free air thermal current Ith (A):	5
rated operational current Ie (A):	AC: 3 A / 120 V 1.5 A / 240 V DC: 0.55 A / 125 V 0.27 A / 250 V
rated uninterrupted current Iu (A):	permanent
rated frequency (Hz) :	50/60 Hz and DC

Contact elements may be classified as follows:

utilization category (see clause 4.4) :	AC-15 DC-13
electrical ratings based on utilization categories (see Annex A)	AC-15: 3 A / 120 V and 1.5 A / 240 V DC-13: 0.55 A / 125 V and 0.27 A / 250 V
one of the following form letters (see figure 4)	form X – double gap make-contact element form Y – double gap break-contact element

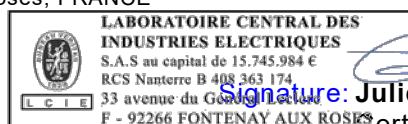
short-circuit characteristic

type and maximum ratings of short-circuit protective device	Fuse gG 4 A
--	-------------



LABORATOIRE CENTRAL DES INDUSTRIES ELECTRIQUES - LCIE
33 avenue du Général Leclerc
92260 Fontenay-aux-Roses, FRANCE
www.lcie.fr

Date: 21/05/2024



Signature: *Julien Gauthier*
Julien GAUTHIER
Certification Officer

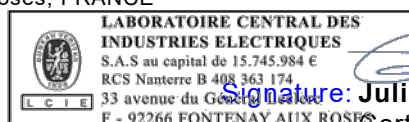
ANNEX

Rated and limiting values of relays and releases (overload relays)	
Types of relay or release	Overload time-delay relay the time-lag of which is: Dependent on previous load (e.g. thermal or electronic overload relay) and also sensitive to phase loss Instantaneous over-current relay or release (e.g jam sensitive, see 3.2.29)
Characteristic values	
Overload relay :	
Designation and current settings	12A: 0.15...0.6 / 0.35...1.4 / 1.25...5 / 3...12 32A: 4.5...18 / 8...32
Rated frequency, when necessary (for example in case of a current transformer operated overload relay)	50...60 Hz
Time-current characteristics (or range of characteristics), when necessary	See tripping curves in attachments of test report
Trip class according to classification in table 2, or the value of maximum tripping time, in seconds, under the conditions specified in 8.2.1.5.1, table 2, column D, when this time exceeds 40 s	Class 10 and class 20
number of poles	3 (2 for LUCC)
Nature of the relay: thermal, magnetic, electronic electronic without thermal memory	Electronic



LABORATOIRE CENTRAL DES INDUSTRIES ELECTRIQUES - LCIE
 33 avenue du Général Leclerc
 92260 Fontenay-aux-Roses, FRANCE
www.lcie.fr

Date: 21/05/2024



Signature: **Julien GAUTHIER**
 Certification Officer

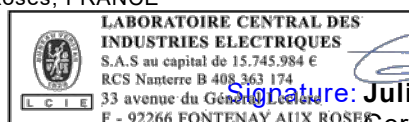
ANNEX

Test item particulars	
Classification of installation and use	Auxiliary contact
Kind of control circuit device	Manual control switches, e.g. push-buttons, rotary switches, foot switches, etc.
	Electromagnetically operated control switches, either time delayed or instantaneous, e.g. contactor relays
Kind of switching elements	Auxiliary contacts of a switching device (e.g. contactor, circuit-breaker, etc) which are not dedicated exclusively for use with the coil of that device
interlocking contacts of enclosure doors	
control circuit contacts of rotary switches	
control circuit contacts of overload relays	
Number of poles	1
Kind of current	AC and/or DC
Interrupting medium	Air
Method of operations	manual electromagnetic
Method of control	automatic non-automatic
Rated and limiting values for switching elements:	
Voltages :	
Rated operational voltage U_e : (V)	Up to 240 VAC and 250 VDC
Rated insulation voltage U_i : (V)	250 VAC and 250 VDC
Rated impulse withstand voltage U_{imp} : (kV)	4
Currents :	
conventional free air thermal current I_{th} (A) :	5
Rated operational current I_e : (A)	AC-15: 3 A / 120 V and 1.5 A / 240 V DC-13: 0.55 A / 125 V and 0.27 A / 250 V
Rated frequency : (Hz)	50 / 60 Hz and DC
Utilization category	AC-15 and DC-13
Short-circuit characteristic:	
Rated conditional short-circuit current (kA) :	1
Kind of protective device :	Fuse 4A gG
Electrically separated contact elements :	Yes
Pollution degree :	3



LABORATOIRE CENTRAL DES INDUSTRIES ELECTRIQUES - LCIE
 33 avenue du Général Leclerc
 92260 Fontenay-aux-Roses, FRANCE
www.lcie.fr

Date: 21/05/2024



Signature: *Julien Gauthier*
Julien GAUTHIER
 Certification Officer