

# EasyLogic™ Sensors

## Differential Wet Pressure Transmitters

### CP Series



#### Product Description

CP Series differential wet pressure transmitters are used to monitor pressure in HVAC pipe systems. The CP Series is ideal for measuring pressure across pumps, filters, heat exchangers, compressors, and other non-corrosive wet media applications.

The output signal is converted to a standard current or voltage signal compatible with most control systems.

This product features diffused-silicon sensor technology, ensuring exceptional accuracy and reliability.

The total linearity, hysteresis and repeatability are  $\pm 1.0\%$  FS (typical). The device is equipped with mounting bracket, screw and a ferrule fitting connection with bite-type fittings.

#### Features

- Resistant to extreme temperatures
- Supports both AC and DC power supplies
- Supports both current and voltage outputs
- Ideal for liquid and neutral gas applications

#### Available Products

Part Number	Description	Range		Max. Pressure Tolerance at Single End	
		bar	PSI	P1 (bar)	P2 (bar)
CP-LI-DP-TR-0600	Differential Wet Pressure Transmitter	0-6	0-87	12	12
CP-LI-DP-TR-1600	Differential Wet Pressure Transmitter	0-16	0-232	32	32

Note: Select product based on maximum system pressure. For example, if maximum system pressure is 7 bar, then the 0-16 bar range product should be used.

North America (USA): +1 888 444 1311  
 Europe, Middle East & Africa (Sweden): +46 10 478 2000  
 Asia Pacific (Singapore): +65 6484 7877  
[product.support@schneider-electric.com](mailto:product.support@schneider-electric.com)  
[se.com](http://se.com)

Life Is On

**Schneider**  
Electric

## Safety Information

### Important Information

Read these instructions carefully and look at the equipment to become familiar with the device before trying to install, operate, service or maintain it. The following special message may appear throughout this bulletin or on the equipment to warn of potential hazards or to call attention to information that clarifies or simplifies a procedure.

### NOTICE

NOTICE is used to address practices not related to physical injury.

### Please Note

Electrical equipment should be installed, operated, serviced and maintained only by qualified personnel. No responsibility is assumed by Schneider Electric for any consequences arising out of the use of this material.

A qualified person is one who has the skills and knowledge related to the construction, installation and operation of electrical equipment and has received safety training to recognize and avoid the hazards involved.

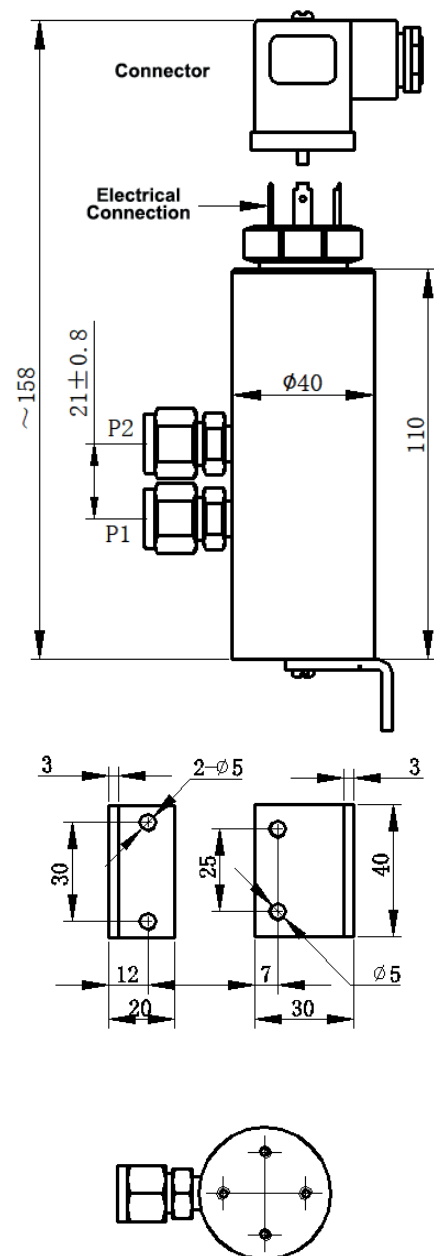
## Specifications

General	
Supply voltage	24VAC±10%/12-30VDC
Current consumption	Typical 15mA (for voltage output, non-loaded)
Output	DC power supply: 0-10V/4-20mA output AC power supply: 0-10V output
Output load	≥10k ohms for 0-10V output; ≤140 ohms for 4-20mA output and power supply 12VDC; ≤500 ohms for 4-20mA output and power supply ≥19VDC
Standard connection	2m cable
Pressure port	Ø8mm pipe connection
Medium compatibility	Water, neutral gas
Performance at 25°C	
Accuracy	±1% FS
Tolerable overload on one side: P1/P2	2x FS
Environmental	
Long term stability	±0.5 FS/year (typical)
TC zero point	<±0.04% FS/°C (-10-70°C)
TC sensitivity	<±0.04% FS/°C (-10-70°C)
Medium temperature	-40 to 105 °C
Operating temperature	-20 to 85 °C
Operating humidity	0 to 95 % RH (non-condensing)
Storage temperature	-40 to 105 °C
Storage humidity	0 to 95% RH (non-condensing)
Protection class	IP65, indoor use

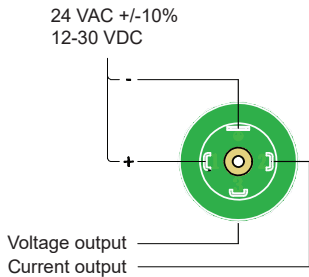
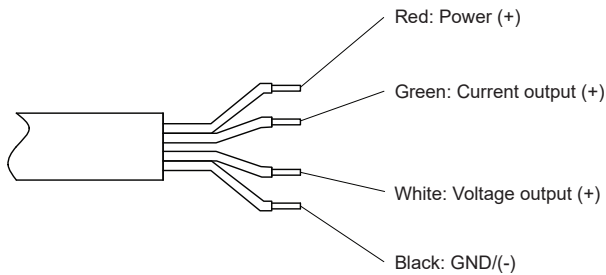
## Specifications (cont.)

Materials	
Connector	PA + 30% glass fiber
Diaphragm	Grade 316 stainless steel
Shell	Grade 304 stainless steel
Weight	
Weight	~ 1110g
Regulatory Information	
Agency approvals	European conformance (CE) EN 61326-1 according to 2014/30/EU directive, UKCA (UK), Green Premium: China RoHS 2.0, European RoHS, REACH

## Dimensions (mm)



## Wiring



Notes:  
Choose either voltage output or current output. The unused wire must be well protected (i.e. wrapped with electrical tape) for safety.

## Mounting

### Pressure Measurement with Liquids

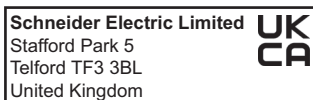
The tapping point should be at the side, near the bottom of the pipe. Do not measure the pressure from the top of the pipe (where it may be affected by airlocks) or the bottom (where it may be affected by debris). Always purge the system.

### China RoHS Compliance Information Environment-Friendly Use Period (EFUP) Table

部件名称 Part Name	有害物质 / Hazardous Substances					
	铅 (Pb)	汞 (Hg)	镉 (Cd)	六价铬 (Cr (VI))	多溴联苯 (PBB)	多溴二苯醚 (PBDE)
金属 Metal	X	O	O	O	O	O
塑胶 Plastic	O	O	O	O	O	O
电子元器件 Electronics	X	O	O	O	O	O

本表格依据SJ/T11364的规定编制。  
O: 表示该有害物质在该部件所有均质材料中的含量均在GB/T 26572规定的限量要求以下。  
X: 表示该有害物质至少在该部件的某一均质材料中的含量超出GB/T 26572规定的限量要求。  
本表中标有“X”的所有部件均符合欧盟RoHS法规

This table is made according to SJ/T 11364.  
O: indicates that the concentration of hazardous substance in all of the homogeneous materials for this part is below the limit as stipulated in GB/T 26572.  
X: indicates that concentration of hazardous substance in at least one of the homogeneous materials used for this part is above the limit as stipulated in GB/T 26572.  
All the parts with “X” comply with EU ROHS.



Special precautions must be taken when mounting the sensor to ensure airtight screw connections.

### Pressure Measurement with Condensing Gases

The tapping point should be at the top so that no condensate reaches the sensor.

### Remote Mounting

If the temperature of the medium is lower than -20 °C or higher than 85 °C, the transmitter should be fitted remotely or other measures should be taken to prevent the medium temperature from affecting product performance.

<b>NOTICE</b>	
<b>PRESSURE SHOCK</b>	
<ul style="list-style-type: none"> <li>Ensure proper selection of the sensor based on the application.</li> </ul>	
<b>Failure to follow these instructions can result in sensor damage and incorrect data measurement.</b>	

## Installation Tool

304 Stainless steel	
Ø8 Connection of pressure pipe	S17  S15

North America (USA): +1 888 444 1311  
Europe, Middle East & Africa (Sweden): +46 10 478 2000  
Asia Pacific (Singapore): +65 6484 7877  
product.support@schneider-electric.com  
se.com

