


Product Environmental Profile

SmartX Sensor Cover Plate for IP Controllers





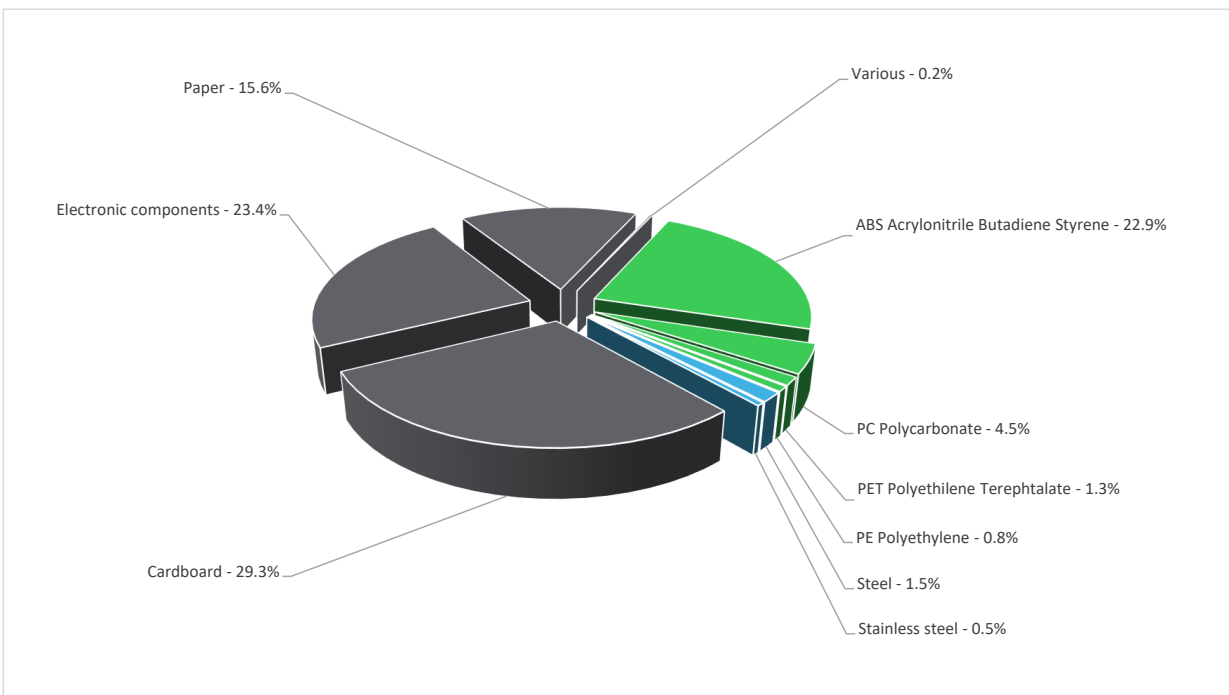
General information

Reference product	SmartX Sensor Cover Plate for IP Controllers - SXWSCDXSELXX
Description of the product	Sensor Touchscreen cover to track ambient Temperature, humidity & CO2 in the room and allows you to manage scenes and light & binds from screen.The product is packed in a polyethylene layer, boxed in cardboard and labelled
Description of the range	Single product
Functional unit	Other switchgear and controlgear solutions mentioned in the scope (e.g. fuses TC32, all-or-nothing relays TC94, Measuring relays and protection equipment TC95), apply the general rules of PCR and mention in the accompanying report the functional unit, the reference product characteristics, the reference lifetime and the use scenario which are applied consistently with the relevant IEC technical standards.
Specifications are:	<p>Sensor touchscreen cover to track temperature, humidity or CO2 in indoor environment for a service lifetime of 10 years. It is a cover embedded on SmartX sensor base and also supports light & blind control,supports override & setpoint buttons.</p> <p>Operating Environment Operating temperature 0 to 50 °C (32 to 122 °F) Operating humidity range 0 to 95% RH, non-condensing Sensor Touchscreen cover 190 Power/Mw Rated supply voltage : 24 V DC IP degree of protection : IP20 Standards : UL 916 FCC part 15 class B</p>



Constituent materials

Reference product mass	140 g	Including the product and its packaging.
------------------------	-------	--



Plastics	29.5%
Metals	2.0%
Others	68.5%



Substance assessment

Details of ROHS and REACH substances information are available on the Schneider-Electric website

<https://www.se.com>

Additional environmental information

End Of Life	Recyclability potential:	4%	The recyclability rate was calculated from the recycling rates of each material making up the product based on REEECYLAB tool developed by Ecosystem, for components/materials not covered by the tool, data from the EIME database and the related PSR was taken. If no data was found a conservative assumption was used (0% recyclability).
-------------	--------------------------	-----------	--

Environmental impacts

Reference service life time	10 years			
Product category	Other equipments - Active product			
Life cycle of the product	The manufacturing, the distribution, the installation, the use and the end of life were taken into consideration in this study			
Installation elements	The product does not require any installation operations. The end of life of packaging was considered in this stage.			
Use scenario	The product is in active mode 100% of the time with a power use of 0.0252984W for 10 years.			
Time representativeness	The collected data are representative of the year 2025			
Technological representativeness	The modules of technologies such as material production, manufacturing processes and transport technology used in the PEP analysis (LCA EIME in the case) are Similar and representative of the actual type of technologies used to make the product.			
Geographical representativeness	Final assembly site	Use phase		End-of-life
	Mexico, US	United states, Europe, Asia Pacific, Global		United states, Europe, Asia Pacific, Global
Energy model used	[A1 - A3]	[A5]	[B6]	[C1 - C4]
	Electricity Mix; China; CN	Electricity Mix; Europe; RER	Electricity Mix; Low voltage; 2020; United States, US	Global, European and French datasets are used.
	Electricity Mix; Europe; RER		Electricity Mix; Low voltage; 2020; Europe, EU-27	
	Electricity Mix; France; FR		Electricity Mix; Low voltage; 2020; Asia Pacific, APAC	
			Electricity Mix; Low voltage; 2020; Global, GLO	

Detailed results of the optional indicators mentioned in PCRed4 are available in the LCA report and on demand in a digital format - Country Customer Care Center - <http://www.se.com/contact>

Mandatory Indicators		SmartX Sensor Cover Plate for IP Controllers - SXWCDXSELXX						
Impact indicators	Unit	Total (without Module D)	[A1 - A3] - Manufacturing	[A4] - Distribution	[A5] - Installation	[B1 - B7] - Use	[C1 - C4] - End of life	[D] - Benefits and loads
Contribution to climate change	kg CO2 eq	5.15E+00	3.68E+00	2.36E-01	7.76E-03	1.03E+00	2.18E-01	-1.04E-02
Contribution to climate change-fossil	kg CO2 eq	5.25E+00	3.77E+00	2.36E-01	7.76E-03	1.02E+00	2.18E-01	-1.04E-02
Contribution to climate change-biogenic	kg CO2 eq	-9.98E-02	-1.10E-01	0*	0*	0*	0*	-2.30E-05
Contribution to climate change-land use and land use change	kg CO2 eq	3.44E-06	3.44E-06	0*	0*	0*	0*	0.00E+00
Contribution to ozone depletion	kg CFC-11 eq	2.82E-06	2.61E-06	2.09E-07	0*	4.19E-09	0*	-1.54E-09
Contribution to acidification	mol H+ eq	2.36E-02	1.73E-02	1.04E-03	3.48E-05	5.04E-03	1.80E-04	-6.16E-05
Contribution to eutrophication, freshwater	kg P eq	8.41E-06	5.75E-06	2.77E-08	1.25E-08	1.84E-06	7.74E-07	-1.58E-08
Contribution to eutrophication marine	kg N eq	6.75E-03	5.56E-03	4.78E-04	1.62E-05	6.14E-04	7.83E-05	-6.01E-06
Contribution to eutrophication, terrestrial	mol N eq	7.37E-02	5.95E-02	5.18E-03	1.67E-04	8.03E-03	8.39E-04	-7.02E-05
Contribution to photochemical ozone formation - human health	kg COVNM eq	2.49E-02	2.09E-02	1.69E-03	3.98E-05	2.00E-03	2.07E-04	-2.45E-05
Contribution to resource use, minerals and metals	kg Sb eq	8.51E-05	8.49E-05	0*	0*	2.07E-07	0*	-3.35E-06
Contribution to resource use, fossils	MJ	8.20E+01	5.55E+01	2.94E+00	3.04E-02	2.27E+01	8.53E-01	-2.45E-01
Contribution to water use	m3 eq	6.07E-01	5.15E-01	1.20E-02	6.43E-03	6.00E-02	1.40E-02	-4.48E-03

Inventory flows Indicators		SmartX Sensor Cover Plate for IP Controllers - SXWSCDXSELXX						
Inventory flows	Unit	Total (without Module D)	[A1 - A3] - Manufacturing	[A4] - Distribution	[A5] - Installation	[B1 - B7] - Use	[C1 - C4] - End of life	[D] - Benefits and loads
Contribution to use of renewable primary energy excluding renewable primary energy used as raw material	MJ	3.95E+00	3.72E-01	0*	0*	3.57E+00	0*	-1.94E-03
Contribution to use of renewable primary energy resources used as raw material	MJ	1.27E+00	1.27E+00	0*	0*	0*	0*	0.00E+00
Contribution to total use of renewable primary energy resources	MJ	5.22E+00	1.64E+00	0*	0*	3.57E+00	0*	-1.94E-03
Contribution to use of non renewable primary energy excluding non renewable primary energy used as raw material	MJ	7.99E+01	5.33E+01	2.94E+00	3.04E-02	2.27E+01	8.53E-01	-2.45E-01
Contribution to use of non renewable primary energy resources used as raw material	MJ	2.17E+00	2.17E+00	0*	0*	0*	0*	0.00E+00
Contribution to total use of non-renewable primary energy resources	MJ	8.20E+01	5.55E+01	2.94E+00	3.04E-02	2.27E+01	8.53E-01	-2.45E-01
Contribution to use of secondary material	kg	0.00E+00	0*	0*	0*	0*	0*	0.00E+00
Contribution to use of renewable secondary fuels	MJ	0.00E+00	0*	0*	0*	0*	0*	0.00E+00
Contribution to use of non renewable secondary fuels	MJ	0.00E+00	0*	0*	0*	0*	0*	0.00E+00
Contribution to net use of freshwater	m³	1.41E-02	1.19E-02	2.79E-04	1.50E-04	1.40E-03	3.27E-04	-1.04E-04
Contribution to hazardous waste disposed	kg	1.41E+00	1.36E+00	1.96E-04	0*	2.26E-02	3.37E-02	-2.64E-01
Contribution to non hazardous waste disposed	kg	4.74E-01	2.06E-01	2.41E-04	6.73E-02	1.55E-01	4.51E-02	-8.63E-03
Contribution to radioactive waste disposed	kg	7.86E-04	7.02E-04	4.70E-05	1.25E-07	3.49E-05	1.79E-06	-3.88E-06
Contribution to components for reuse	kg	0.00E+00	0*	0*	0*	0*	0*	0.00E+00
Contribution to materials for recycling	kg	3.09E-03	3.60E-04	0*	0*	0*	2.73E-03	0.00E+00
Contribution to materials for energy recovery	kg	0.00E+00	0*	0*	0*	0*	0*	0.00E+00
Contribution to exported energy	MJ	3.32E-05	6.11E-06	0*	0*	0*	2.70E-05	0.00E+00
* represents less than 0.01% of the total life cycle of the reference flow								
Contribution to biogenic carbon content of the product	kg of C	0.00E+00						
Contribution to biogenic carbon content of the associated packaging	kg of C	2.04E-02						

* The calculation of the biogenic carbon is based on the Ademe for the Cardboard (28%) and APESA/RECORD for Paper (37,8%)


Mandatory Indicators		SmartX Sensor Cover Plate for IP Controllers - SXWSCDXSELXX							
Impact indicators	Unit	[B1 - B7] - Use	[B1]	[B2]	[B3]	[B4]	[B5]	[B6]	[B7]
Contribution to climate change	kg CO2 eq	1.03E+00	0*	0*	0*	0*	0*	1.03E+00	0*
Contribution to climate change-fossil	kg CO2 eq	1.02E+00	0*	0*	0*	0*	0*	1.02E+00	0*
Contribution to climate change-biogenic	kg CO2 eq	0*	0*	0*	0*	0*	0*	0*	0*
Contribution to climate change-land use and land use change	kg CO2 eq	0*	0*	0*	0*	0*	0*	0*	0*
Contribution to ozone depletion	kg CFC-11 eq	4.19E-09	0*	0*	0*	0*	0*	4.19E-09	0*
Contribution to acidification	mol H+ eq	5.04E-03	0*	0*	0*	0*	0*	5.04E-03	0*
Contribution to eutrophication, freshwater	kg P eq	1.84E-06	0*	0*	0*	0*	0*	1.84E-06	0*
Contribution to eutrophication marine	kg N eq	6.14E-04	0*	0*	0*	0*	0*	6.14E-04	0*
Contribution to eutrophication, terrestrial	mol N eq	8.03E-03	0*	0*	0*	0*	0*	8.03E-03	0*
Contribution to photochemical ozone formation - human health	kg COVNM eq	2.00E-03	0*	0*	0*	0*	0*	2.00E-03	0*
Contribution to resource use, minerals and metals	kg Sb eq	2.07E-07	0*	0*	0*	0*	0*	2.07E-07	0*
Contribution to resource use, fossils	MJ	2.27E+01	0*	0*	0*	0*	0*	2.27E+01	0*
Contribution to water use	m3 eq	6.00E-02	0*	0*	0*	0*	0*	6.00E-02	0*

Inventory flows Indicators		SmartX Sensor Cover Plate for IP Controllers - SXWSCDXSELXX							
Inventory flows	Unit	[B1 - B7] - Use	[B1]	[B2]	[B3]	[B4]	[B5]	[B6]	[B7]
Contribution to use of renewable primary energy excluding renewable primary energy used as raw material	MJ	3.57E+00	0*	0*	0*	0*	0*	3.57E+00	0*
Contribution to use of renewable primary energy resources used as raw material	MJ	0*	0*	0*	0*	0*	0*	0*	0*
Contribution to total use of renewable primary energy resources	MJ	3.57E+00	0*	0*	0*	0*	0*	3.57E+00	0*
Contribution to use of non renewable primary energy excluding non renewable primary energy used as raw material	MJ	2.27E+01	0*	0*	0*	0*	0*	2.27E+01	0*
Contribution to use of non renewable primary energy resources used as raw material	MJ	0*	0*	0*	0*	0*	0*	0*	0*
Contribution to total use of non-renewable primary energy resources	MJ	2.27E+01	0*	0*	0*	0*	0*	2.27E+01	0*
Contribution to use of secondary material	kg	0*	0*	0*	0*	0*	0*	0*	0*
Contribution to use of renewable secondary fuels	MJ	0*	0*	0*	0*	0*	0*	0*	0*
Contribution to use of non renewable secondary fuels	MJ	0*	0*	0*	0*	0*	0*	0*	0*
Contribution to net use of freshwater	m³	1.40E-03	0*	0*	0*	0*	0*	1.40E-03	0*
Contribution to hazardous waste disposed	kg	2.26E-02	0*	0*	0*	0*	0*	2.26E-02	0*
Contribution to non hazardous waste disposed	kg	1.55E-01	0*	0*	0*	0*	0*	1.55E-01	0*
Contribution to radioactive waste disposed	kg	3.49E-05	0*	0*	0*	0*	0*	3.49E-05	0*
Contribution to components for reuse	kg	0*	0*	0*	0*	0*	0*	0*	0*
Contribution to materials for recycling	kg	0*	0*	0*	0*	0*	0*	0*	0*
Contribution to materials for energy recovery	kg	0*	0*	0*	0*	0*	0*	0*	0*
Contribution to exported energy	MJ	0*	0*	0*	0*	0*	0*	0*	0*

* represents less than 0.01% of the total life cycle of the reference flow

Life cycle assessment performed with EIME version v6.2.4, database version 2024-01 in compliance with ISO14044, EF3.1 method is applied, for biogenic carbon storage, assessment methodology -1/1 is used

Please note that the values given above are only valid within the context specified and cannot be used directly to draw up the environmental assessment of an installation.

Registration number :	SCHN-01383-V01.01-EN	Drafting rules	PEP-PCR-ed4-2021 09 06
		Supplemented by	PSR-0005-ed3.1-2023 12 08
Verifier accreditation N°	VH42	Information and reference documents	www.pep-ecopassport.org
Date of issue	05-2025	Validity period	5 years
Independent verification of the declaration and data, in compliance with ISO 14025 : 2006			
Internal	External	X	
The PCR review was conducted by a panel of experts chaired by Julie Orgelet (DDemain)			
PEPs are compliant with XP C08-100-1:2016 and EN 50693:2019 or NF E38-500 :2022			
The components of the present PEP may not be compared with components from any other program.			
Document complies with ISO 14025:2006 "Environmental labels and declarations. Type III environmental declarations"			
			

Schneider Electric Industries SAS
 Country Customer Care Center
<http://www.se.com/contact>
 Head Office
 35, rue Joseph Monier
 CS 30323
 F- 92500 Rueil Malmaison Cedex
 RCS Nanterre 954 503 439
 Capital social 928 298 512 €

www.se.com

SCHN-01383-V01.01-EN

Published by Schneider Electric

©2024 - Schneider Electric – All rights reserved

05-2025