


# Product Environmental Profile

## 9050JCK Plug-In Timers

### Timing Relays





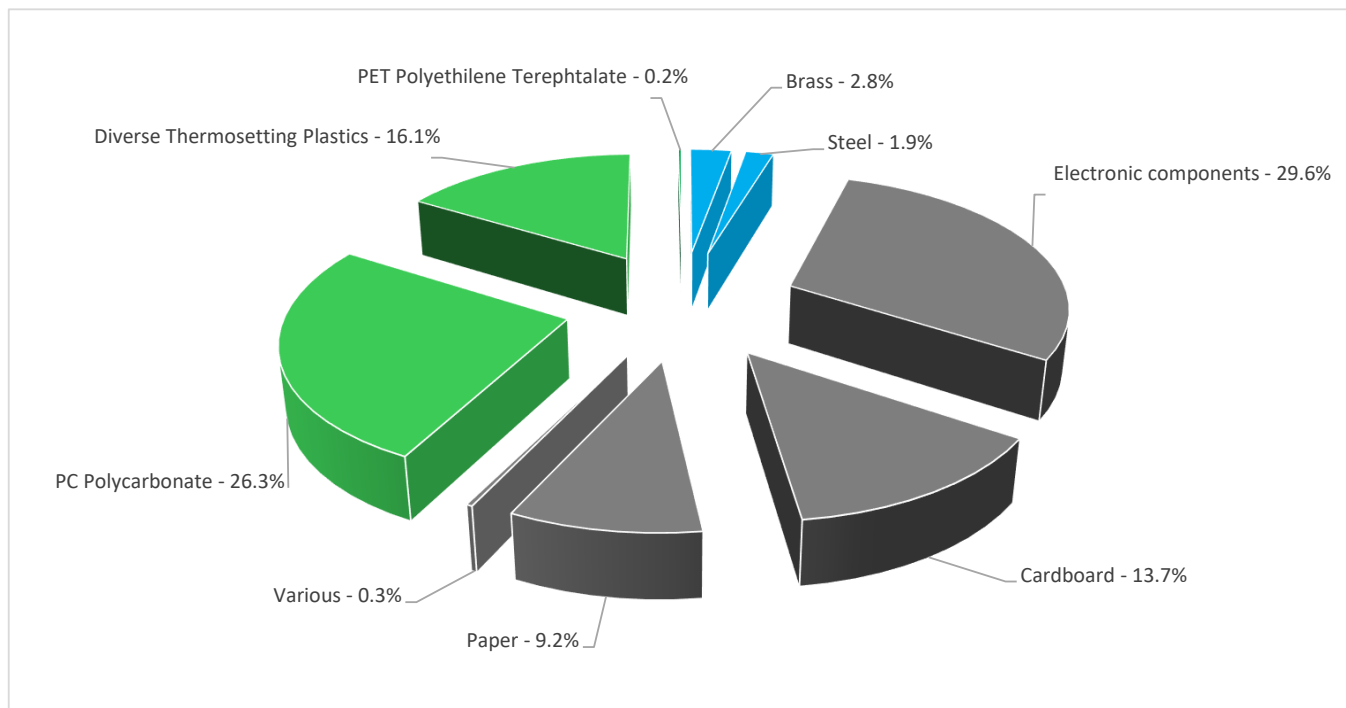
## General information

<b>Representative product</b>	9050JCK Plug-In Timers - 9050JCK13V20
<b>Description of the product</b>	The product is a control relay with a time delay built in. The main purpose of the product is to time events in industrial automation system by closing or opening contacts before, during or after a set timing period.
<b>Description of the range</b>	<p>The 9050JCK series consist of 10A relays with 2CO and 2NC contacts, timing range 0.1s to 120min and supply voltage 12 to 110Vdc and 24 to 240Vac. The range is designed for plug-in mounting with sockets with mixed or separate contact terminals on the DIN rail and available in 7 different timing functions.</p> <p>The environmental impacts of this referenced product are representative of the impacts of the other products of the range which are developed with a similar technology.</p>
<b>Functional unit</b>	To control an event based on time. The contacts switch ON or OFF before or after some period of time to control automation industrial system. during 20 years with a 100% use rate, in compliance with French standard.



## Constituent materials

<b>Reference product mass</b>	121.37 g including the product, its packaging and additional elements and accessories
-------------------------------	---



	Plastics	42.6%
	Metals	4.7%
	Others	52.8%



## Substance assessment

Products of this range are designed in conformity with the requirements of the RoHS directive (European Directive 2011/65/EU of 8 June 2011) and do not contain, or only contain in the authorised proportions, lead, mercury, cadmium, hexavalent chromium or flame retardants (polybrominated biphenyls - PBB, polybrominated diphenyl ethers - PBDE) as mentioned in the Directive

As the products of the range are designed in accordance with the RoHS Directive (European Directive 2002/95/EC of 27 January 2003), they can be incorporated without any restriction in an assembly or an installation subject to this Directive.

Details of ROHS and REACH substances information are available on the Schneider-Electric Green Premium website

<http://www2.schneider-electric.com/sites/corporate/en/products-services/green-premium/green-premium.page>



## Additional environmental information

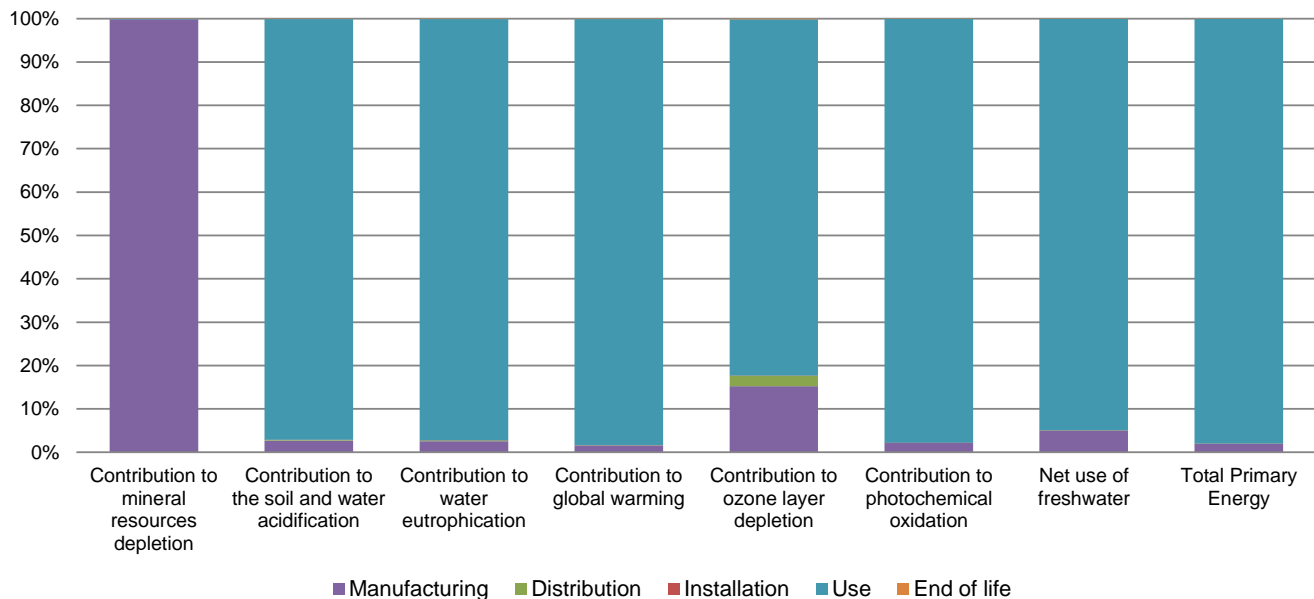
The 9050JCK Plug-In Timers presents the following relevant environmental aspects

<b>Manufacturing</b>	Manufactured at a production site complying with the regulations
<b>Distribution</b>	Weight and volume of the packaging optimized, based on the European Union's packaging directive Packaging weight is 27.9 g, consisting of cardboard (59.4%), paper (39.9%), PET film (0.7%)
	Product distribution optimised by setting up local distribution centres
<b>Installation</b>	Ref 9050JCK13V20 does not require any installation operation.
<b>Use</b>	The product does not require special maintenance operations.
<b>End of life</b>	End of life optimized to decrease the amount of waste and allow recovery of the product components and materials
	This product contains electronic cards (35.87g) that should be separated from the stream of waste so as to optimize end-of-life treatment.
	The location of these components and other recommendations are given in the End of Life Instruction document which is available on the Schneider-Electric Green Premium website <a href="http://www2.schneider-electric.com/sites/corporate/en/products-services/green-premium/green-premium.page">http://www2.schneider-electric.com/sites/corporate/en/products-services/green-premium/green-premium.page</a>
Recyclability potential:	<b>11%</b> Based on "ECO'DEEE recyclability and recoverability calculation method" (version V1, 20 Sep. 2008 presented to the French Agency for Environment and Energy Management: ADEME).

# Environmental impacts

Reference life time	20 years			
Product category	Other equipments - Passive product - continuous operation			
Installation elements	No special components needed			
Use scenario	load rate / rated current (In): 30 % of In percentage of utilization time: 100%			
Geographical representativeness	US			
Technological representativeness	The product is a control relay with a time delay built in. The main purpose of the product is to time events in industrial automation system by closing or opening contacts before, during or after a set timing period.			
Energy model used	Manufacturing	Installation	Use	End of life
	Energy model used: US		Electricity mix; AC; consumption mix, at consumer; 120V; US	Electricity mix; AC; consumption mix, at consumer; 120V; US

Compulsory indicators		9050JCK Plug-In Timers - 9050JCK13V20					
Impact indicators	Unit	Total	Manufacturing	Distribution	Installation	Use	End of Life
Contribution to mineral resources depletion	kg Sb eq	5.77E-04	5.76E-04	0*	0*	8.34E-07	0*
Contribution to the soil and water acidification	kg SO <sub>2</sub> eq	8.38E-02	2.25E-03	1.66E-04	0*	8.13E-02	4.46E-05
Contribution to water eutrophication	kg PO <sub>4</sub> <sup>3-</sup> eq	2.21E-02	5.59E-04	4.48E-05	0*	2.14E-02	2.16E-05
Contribution to global warming	kg CO <sub>2</sub> eq	8.64E+01	1.35E+00	6.36E-02	0*	8.49E+01	6.69E-02
Contribution to ozone layer depletion	kg CFC11 eq	1.87E-06	2.86E-07	4.50E-08	0*	1.54E-06	2.27E-09
Contribution to photochemical oxidation	kg C <sub>2</sub> H <sub>4</sub> eq	1.33E-02	2.91E-04	3.81E-06	0*	1.30E-02	3.75E-06
Resources use	Unit	Total	Manufacturing	Distribution	Installation	Use	End of Life
Net use of freshwater	m <sup>3</sup>	1.58E-01	7.89E-03	7.63E-05	0*	1.50E-01	3.42E-05
Total Primary Energy	MJ	1.17E+03	2.21E+01	7.85E-01	0*	1.14E+03	1.91E-01



Optional indicators		9050JCK Plug-In Timers - 9050JCK13V20					
Impact indicators	Unit	Total	Manufacturing	Distribution	Installation	Use	End of Life
Contribution to fossil resources depletion	MJ	1.36E+03	1.96E+01	8.02E-01	0*	1.34E+03	1.78E-01
Contribution to air pollution	m <sup>3</sup>	7.38E+03	1.62E+02	2.24E+00	0*	7.21E+03	1.39E+00
Contribution to water pollution	m <sup>3</sup>	4.55E+03	3.47E+02	9.38E+00	0*	4.19E+03	2.92E+00
Resources use	Unit	Total	Manufacturing	Distribution	Installation	Use	End of Life
Use of secondary material	kg	1.27E-02	1.27E-02	0*	0*	0*	0*
Total use of renewable primary energy resources	MJ	6.96E+01	9.45E-01	0*	0*	6.87E+01	0*
Total use of non-renewable primary energy resources	MJ	1.10E+03	2.12E+01	7.85E-01	0*	1.07E+03	1.91E-01
Use of renewable primary energy excluding renewable primary energy used as raw material	MJ	6.93E+01	6.16E-01	0*	0*	6.87E+01	0*
Use of renewable primary energy resources used as raw material	MJ	3.29E-01	3.29E-01	0*	0*	0*	0*
Use of non renewable primary energy excluding non renewable primary energy used as raw material	MJ	1.09E+03	1.93E+01	7.85E-01	0*	1.07E+03	1.91E-01
Use of non renewable primary energy resources used as raw material	MJ	1.91E+00	1.91E+00	0*	0*	0*	0*
Use of non renewable secondary fuels	MJ	0.00E+00	0*	0*	0*	0*	0*
Use of renewable secondary fuels	MJ	0.00E+00	0*	0*	0*	0*	0*
Waste categories	Unit	Total	Manufacturing	Distribution	Installation	Use	End of Life
Hazardous waste disposed	kg	3.58E+00	1.10E+00	0*	0*	2.27E+00	2.13E-01
Non hazardous waste disposed	kg	1.33E+01	3.11E-01	0*	0*	1.30E+01	0*
Radioactive waste disposed	kg	2.32E-03	9.69E-04	1.28E-05	0*	1.34E-03	1.23E-06
Other environmental information	Unit	Total	Manufacturing	Distribution	Installation	Use	End of Life
Materials for recycling	kg	1.61E-02	5.69E-03	0*	0*	0*	1.05E-02
Components for reuse	kg	0.00E+00	0*	0*	0*	0*	0*
Materials for energy recovery	kg	1.80E-02	0*	0*	0*	0*	1.80E-02
Exported Energy	MJ	0.00E+00	0*	0*	0*	0*	0*

\* represents less than 0.01% of the total life cycle of the reference flow

Life cycle assessment performed with EIME version EIME v5.7.0.4, database version 2018-09 in compliance with ISO14044.

The use phase is the life cycle phase which has the greatest impact on the majority of environmental indicators (based on compulsory indicators).

According to this environmental analysis, proportionality rules may be used to evaluate the impacts of other products of this range.

Depending on the impact analysis, the environmental indicators (without contribution to mineral resources depletion) of other products in this family may be proportional extrapolated by energy consumption values. For contribution to mineral resources depletion, impact may be proportional extrapolated by mass of the product.

Please note that the values given above are only valid within the context specified and cannot be used directly to draw up the environmental assessment of an installation.

Registration number	ENVPEP1406037_V2	Drafting rules	PCR-ed3-EN-2015 04 02
Date of issue	09/2018	Supplemented by	PSR-0005-ed2-EN-2016 03 29
Validity period	5 years	Information and reference documents	<a href="http://www.pep-ecopassport.org">www.pep-ecopassport.org</a>
Independent verification of the declaration and data			
Internal	X	External	
The elements of the present PEP cannot be compared with elements from another program.			
Document in compliance with ISO 14021:2016 « Environmental labels and declarations - Self-declared environmental claims (Type II environmental labelling) »			

*Schneider Electric Industries SAS*

*Country Customer Care Center*  
*<http://www.schneider-electric.com/contact>*

*35, rue Joseph Monier*  
*CS 30323*  
*F- 92506 Rueil Malmaison Cedex*

*RCS Nanterre 954 503 439*  
*Capital social 896 313 776 €*

[www.schneider-electric.com](http://www.schneider-electric.com)  
ENVPEP1406037EN\_V2

Published by Schneider Electric  
© 2018 - Schneider Electric – All rights reserved

09/2018