



# Product Environmental Profile

## NQ Lighting Panelboards (Aluminum Bus)



# Product Environmental Profile - PEP

## Product overview

Square D NQ lighting panelboards are listed to comply with standards for distribution of power to lighting and appliance loads in commercial and industrial applications. NQ panelboards are tested and listed for use with QO and QOB branch circuit breakers only.

NQ panelboards comply with UL 67 and CSA22.2 with an available offer:

- 240Vac, 48Vdc max.
- Rated up to 600A max main lug or main circuit breaker.
- 18 to 84 branch circuit available (150A max).
- Fully rated or series rated systems are available.
- NEMA Type1, 3R, 4, 4x, 5 and 12 enclosures.
- Copper or aluminium bus available.

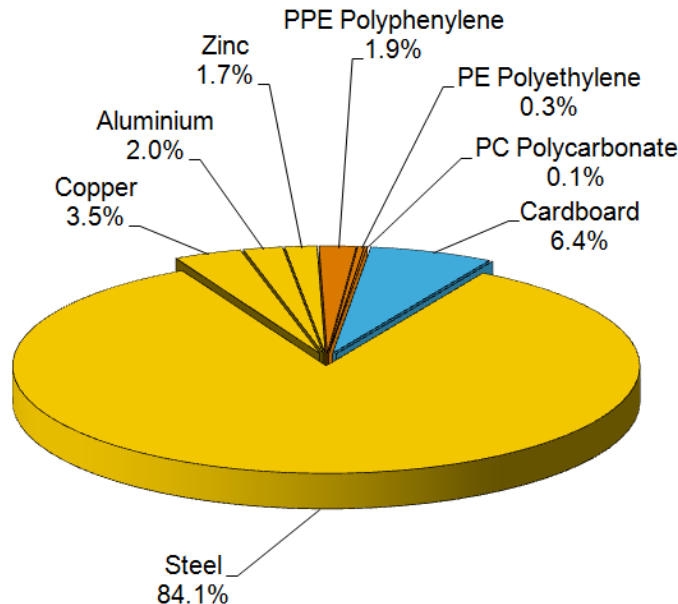
The representative products used for the aluminum NQ Lighting Panelboard analysis consisted of the following: NQ442L2 (Interior) + NQMB2Q (Main Breaker Kit) + MH50 (Enclosure) + NC50S (Trim). This product was analyzed without circuit breakers.

The environmental impacts of these referenced products are representative of the impacts of the other products of the panelboard range as these products are designed and manufactured with the same technology and constructed with similar component parts.

The environmental analysis was performed in conformity with ISO 14040.

## Constituent materials

The mass of the product range is from 46 lbs (20.8 kg) to 190 lbs (86.2 kg) including packaging (does not include the weight of the branch breakers or main breaker). It is 91.5 lb (41.5 kg) for the aluminium NQ Panelboard representative construction. The constituent materials are distributed as follows:



## Substance assessment

Products of this range are designed in conformity with the requirements of the RoHS directive (European Directive 2002/95/EC of 27 January 2003) and do not contain, or only contain in the authorised proportions, lead, mercury, cadmium, hexavalent chromium or flame retardants (polybrominated biphenyls - PBB, polybrominated diphenyl ethers - PBDE) as mentioned in the Directive

Details of ROHS and REACH substances information are available on the Schneider-Electric [Green Premium website](http://www2.schneider-electric.com/sites/corporate/en/products-services/green-premium/green-premium.page) .  
(<http://www2.schneider-electric.com/sites/corporate/en/products-services/green-premium/green-premium.page> )

# Product Environmental Profile - PEP

## Manufacturing

The NQ Lighting Panelboard product range is manufactured at a Schneider Electric production site on which an ISO14001 certified environmental management system has been established.

## Distribution

The weight and volume of the packaging have been optimized. The NQ Lighting Panelboard packaging weight is 2.8 lbs (1.3 kg). It consists of corrugated cardboard and foam.

The product distribution flows have been optimised by setting up local distribution centers close to the market areas.

## Use

The products of the NQ Lighting Panelboard range do not generate environmental pollution (noise, emissions) requiring special precautionary measures in standard use.

The dissipated power depends on the conditions under which the product is implemented and used. This dissipated power is between 7.2 W and 25.9 W for the aluminum NQ Lighting Panelboard product range. It is 14 W for the referenced NQ442L2.

This thermal dissipation represents less than 0.1% of the power which passes through the product.

The product range does not require special maintenance operations.

## End of life

At end of life, the products in the NQ Lighting Panelboard range have been optimized to decrease the amount of waste and allow recovery of the product components and materials.

This product range doesn't need any special end-of-life treatment. According to countries' practices this product can enter the usual end-of-life treatment process.

The recyclability potential of the products has been evaluated using the "ECO DEEE recyclability and recoverability calculation method" (version V1, 20 Sep. 2008 presented to the French Agency for Environment and Energy Management: ADEME).

According to this method, the potential recyclability ratio is 91.8%

As described in the recyclability calculation method this ratio includes only metals and plastics which have proven industrial recycling processes.

## Environmental impacts

Life cycle assessment has been performed on the following life cycle phases: Materials and Manufacturing (M), Distribution (D), Installation (I) Use (U), and End of life (E).

Modeling hypothesis and method:

- the calculation was performed on the NQ442L2 (Interior) + NQMB2Q (Main Breaker Kit) + MH50 (Enclosure) + NC50S (Trim)
- the product was analyzed without circuit breakers
- product packaging: is included
- installation components: no special components included.
- scenario for the Use phase: this product range is included in the category Energy Passing product: (assumed service life is 20 years and use scenario is: power dissipation is 14 W full load, loading rate is 30% and service uptime is 100%)
- the geographical representative area for the assessment is the United States, and the electrical power model used for calculation is the American model.

End of life impacts are based on a worst case transport distance to the recycling plant (1000km)

# Product Environmental Profile - PEP

## Presentation of the product environmental impacts

Data calculated for product use for a period of 20 years.

Environmental indicators	Unit	For Aluminum NQ Lighting Panelboard (NQ442L2, NQMB2Q, MH50, NC50S). This analysis does not include circuit breakers.					
		S = M + D + I + U + E	M	D	I	U	E
Air Acidification	kg H+ eq	4.95 10 <sup>-2</sup>	2.12 10 <sup>-2</sup>	1.97 10 <sup>-3</sup>	0.00	2.58 10 <sup>-2</sup>	3.81 10 <sup>-4</sup>
Air toxicity	m <sup>3</sup>	7.67 10 <sup>7</sup>	4.27 10 <sup>7</sup>	2.93 10 <sup>6</sup>	0.00	3.05 10 <sup>7</sup>	5.67 10 <sup>5</sup>
Energy Depletion	MJ	4.07 10 <sup>3</sup>	1.91 10 <sup>3</sup>	1.49 10 <sup>2</sup>	0.00	1.97 10 <sup>3</sup>	2.89 10 <sup>1</sup>
Global Warming Potential	kg CO <sub>2</sub> eq.	3.10 10 <sup>2</sup>	1.45 10 <sup>2</sup>	1.05 10 <sup>1</sup>	0.00	1.52 10 <sup>2</sup>	2.05
Hazardous Waste Production	kg	5.61	2.42	1.31 10 <sup>-5</sup>	0.00	3.19	2.54 10 <sup>-6</sup>
Ozone Depletion Potential	kg CFC-11 eq.	1.15 10 <sup>-5</sup>	8.76 10 <sup>-6</sup>	2.00 10 <sup>-8</sup>	0.00	2.74 10 <sup>-6</sup>	3.89 10 <sup>-9</sup>
Photochemical Ozone Creation Potential	kg C <sub>2</sub> H <sub>4</sub> eq.	5.55 10 <sup>-2</sup>	2.51 10 <sup>-2</sup>	2.38 10 <sup>-3</sup>	0.00	2.75 10 <sup>-2</sup>	4.58 10 <sup>-4</sup>
Raw Material Depletion	Y-1	2.18 10 <sup>-13</sup>	2.16 10 <sup>-13</sup>	2.16 10 <sup>-16</sup>	0.00	2.24 10 <sup>-15</sup>	4.20 10 <sup>-17</sup>
Water Depletion	dm <sup>3</sup>	1.47 10 <sup>3</sup>	1.20 10 <sup>3</sup>	1.10	0.00	2.68 10 <sup>2</sup>	2.13 10 <sup>-1</sup>
Water Eutrophication	kg PO <sub>4</sub> <sup>3-</sup> eq.	6.35 10 <sup>-3</sup>	5.84 10 <sup>-3</sup>	1.97 10 <sup>-5</sup>	0.00	4.86 10 <sup>-4</sup>	3.82 10 <sup>-6</sup>
Water Toxicity	m <sup>3</sup>	4.67 10 <sup>1</sup>	2.99 10 <sup>1</sup>	4.53	0.00	1.13 10 <sup>1</sup>	8.78 10 <sup>-1</sup>

Life cycle assessment has been performed with the EIME software (Environmental Impact and Management Explorer), version 5.3, and with its database version 2013-02.

The Manufacturing phase is the life cycle phase which has the greatest impact on the majority of environmental indicators.

According to this environmental analysis, proportionality rules may be used to evaluate the impacts of other products of this range: the RMD, AT, ODP, WD, WE and WT impacts of the products in the family may be proportional extrapolated by the mass of product. The other environmental indicators of the other products in this family may be proportional extrapolated by either the mass or energy usage of the product.

## System approach


As the products of the range are designed in accordance with the RoHS Directive (European Directive 2002/95/EC of 27 January 2003), they can be incorporated without any restriction in an assembly or an installation subject to this Directive.

Please note that the values given above are only valid within the context specified and cannot be used directly to draw up the environmental assessment of an installation.

## Glossary

<b>Air Acidification (AA)</b>	The acid substances present in the atmosphere are carried by rain. A high level of acidity in the rain can cause damage to forests. The contribution of acidification is calculated using the acidification potentials of the substances concerned and is expressed in mode equivalent of H <sup>+</sup> .
<b>Air Toxicity (AT)</b>	This indicator represents the air toxicity in a human environment. It takes into account the usually accepted concentrations for several gases in the air and the quantity of gas released over the life cycle. The indication given corresponds to the air volume needed to dilute these gases down to acceptable concentrations.
<b>Energy Depletion (ED)</b>	This indicator gives the quantity of energy consumed, whether it is from fossil, hydroelectric, nuclear or other sources. It takes into account the energy from the material produced during combustion. It is expressed in MJ.
<b>Global Warming (GW)</b>	The global warming of the planet is the result of the increase in the greenhouse effect due to the sunlight reflected by the earth's surface being absorbed by certain gases known as "greenhouse-effect" gases. The effect is quantified in gram equivalent of CO <sub>2</sub> .
<b>Hazardous Waste Production (HWP)</b>	This indicator quantifies the quantity of specially treated waste created during all the life cycle phases (manufacturing, distribution and utilization). For example, special industrial waste in the manufacturing phase, waste associated with the production of electrical power, etc. It is expressed in kg.
<b>Ozone Depletion (OD)</b>	This indicator defines the contribution to the phenomenon of the disappearance of the stratospheric ozone layer due to the emission of certain specific gases. The effect is expressed in gram equivalent of CFC-11.
<b>Photochemical Ozone Creation (POC)</b>	This indicator quantifies the contribution to the "smog" phenomenon (the photochemical oxidation of certain gases which generates ozone) and is expressed in gram equivalent of ethylene (C <sub>2</sub> H <sub>4</sub> ).
<b>Raw Material Depletion (RMD)</b>	This indicator quantifies the consumption of raw materials during the life cycle of the product. It is expressed as the fraction of natural resources that disappear each year, with respect to all the annual reserves of the material.
<b>Water Depletion (WD)</b>	This indicator calculates the volume of water consumed, including drinking water and water from industrial sources. It is expressed in dm <sup>3</sup> .
<b>Water Eutrophication (WE)</b>	Eutrophication is a natural process defined as the enrichment in mineral salts of marine or lake waters or a process accelerated by human intervention, defined as the enrichment in nutritive elements (phosphorous compounds, nitrogen compounds and organic matter). This indicator represents the water eutrophication of lakes and marine waters by the release of specific substances in the effluents. It is expressed in grams equivalency of PO <sub>4</sub> <sup>3-</sup> (phosphate).
<b>Water Toxicity (WT)</b>	This indicator represents the water toxicity. It takes into account the usually accepted concentrations for several substances in water and the quantity of substances released over the life cycle. The indication given corresponds to the water volume needed to dilute these substances down to acceptable concentrations.

PEP achieved with Schneider-Electric TT01 V9 and TT02 V18 procedures in compliance with ISO14040 series standards

Registration N° : <b>SCHN-2014-015</b>		Applicable PCR : PEP-PCR-ed 2.1-EN-2012 12 11	
Verifier accreditation N° : VH08		Program information: <a href="http://www.pep-ecopassport.org">www.pep-ecopassport.org</a>	
Date of issue: 05-2014		Period of validity: 4 years	
Independent verification of the declaration and data, according to ISO 14025:2006			
Internal		External	X
In compliance with ISO 14025:2006 type III environmental declarations			
PCR review was conducted by an expert panel chaired by J. Chevalier (CSTB).			
The elements of the actual PEP cannot be compared with elements from another program.			

### Schneider Electric USA, Inc

1415 S. Roselle Road  
Palatine, IL 60067  
USA

[www.schneider-electric.com](http://www.schneider-electric.com)