

Product End-of-Life Instructions


ALTIVAR 32 0.18 – 4 kW

Product Range

ALTIVAR 32 0.18 – 4 kW

Marketing Model

ATV32HU15N4, ATV32H018M2, ATV32H037M2, ATV32H055M2, ATV32H075M2, ATV32H037N4, ATV32H055N4, ATV32H075N4, ATV32HU11N4, ATV32HU15N4, ATV32HU11M2, ATV32HU15M2, ATV32HU22M2, ATV32HU22N4, ATV32HU30N4, ATV32HU40N4



Size in mm (or m):

W x H x D : 45 x 270 x 232

Weight (excluding packaging) in kg (or g):

1745 g



Operations recommended for the end of life treatment

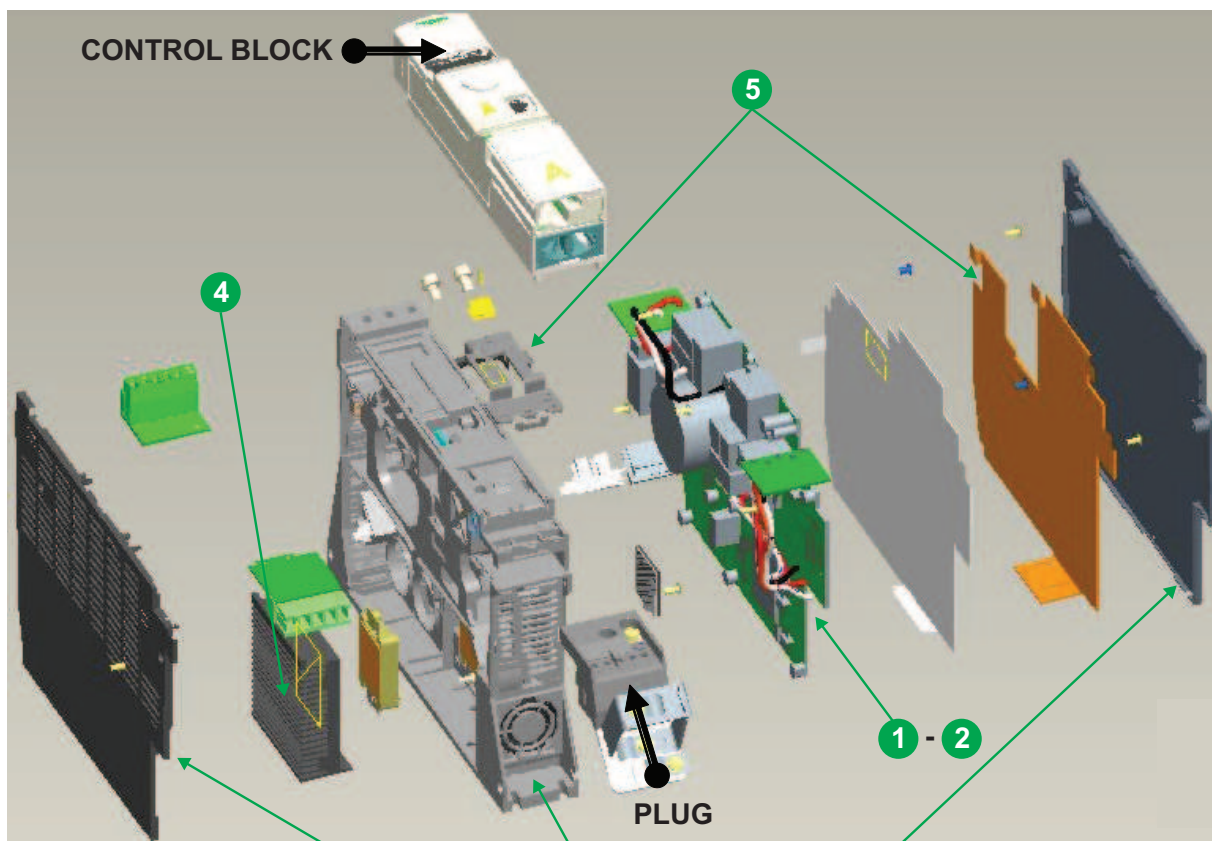
There are several steps to process the products at the end of life so as to recover components, materials or energy:

Reuse ⇒ Depollution ⇒ Dismantling ⇒ Shredding

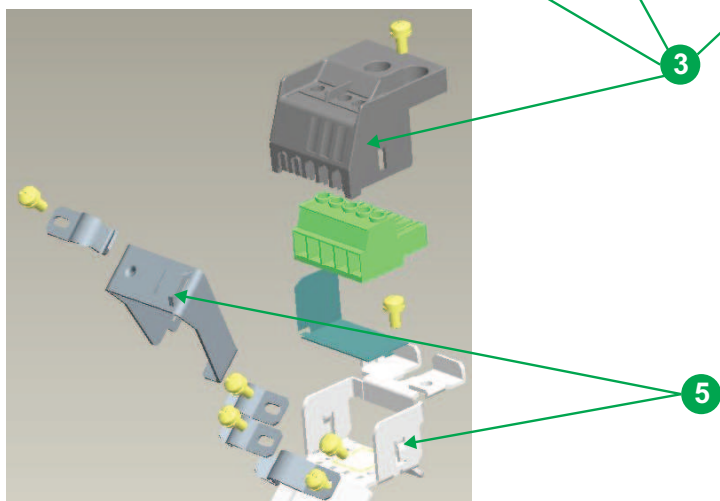
The components of the products that are recommended to be depolluted (according to the WEEE 2002/96/EC list) or that are recommended to be re-used or dismantled so as to improve the material recovery or that lead to some hazards are listed, identified and located hereunder.

This ATV32 contains electrolytic capacitors which may cause electrical shock during the end of life treatment process. **BEFORE SERVICING, REMOVE ALL POWER and WAIT 15 MINUTES.**

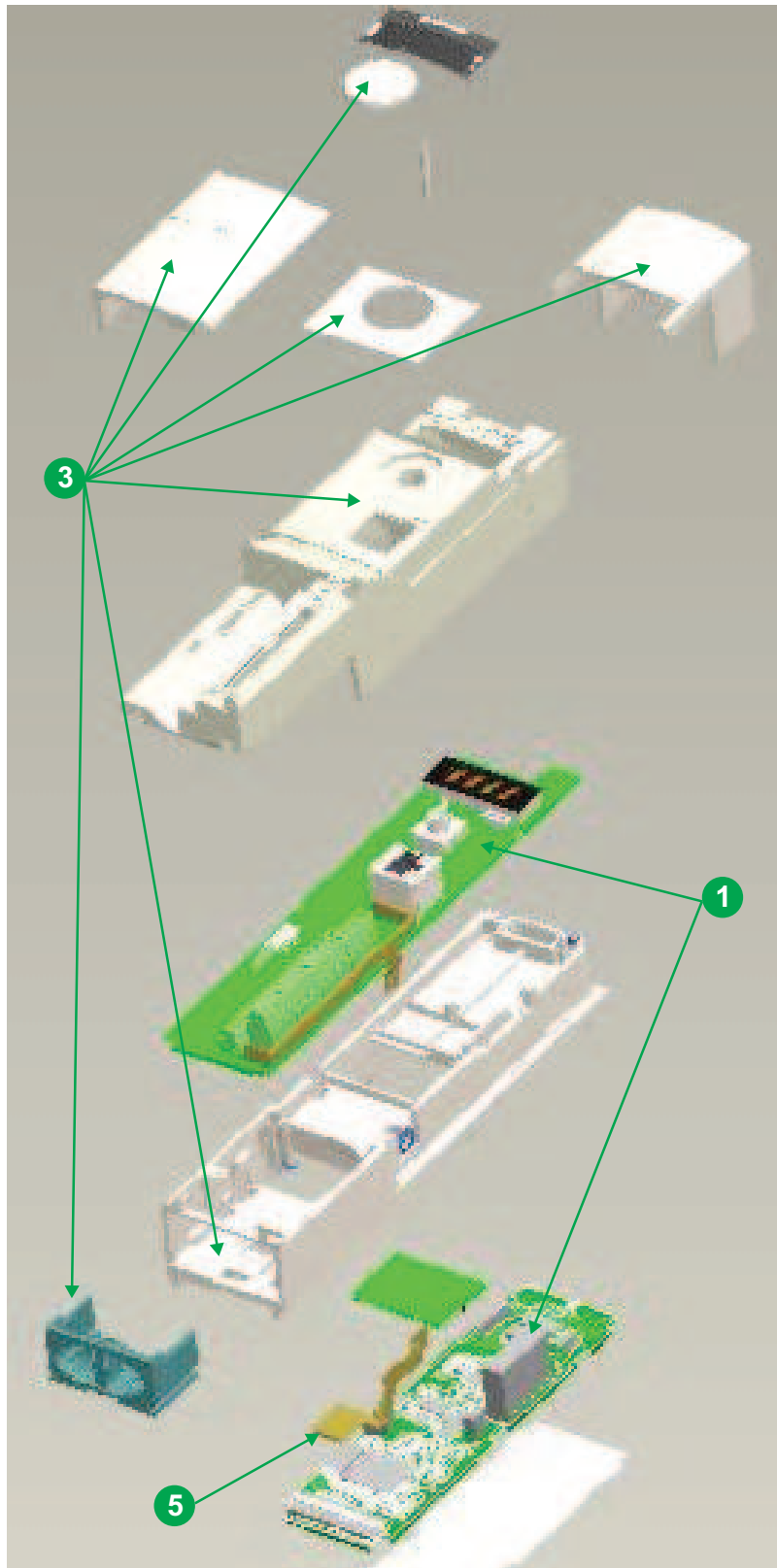
Exploded view with the main materials families



PLUG



CONTROL BLOCK



Types of Components	Number on drawing	Components description
Components listed for operating hazards	2	Electrolytic capacitors
Components listed for reuse	None	None
Components listed for depollution	1	Printed Circuit Board Assembly (PCBA)
	2	Electrolytic capacitors
Components listed for dismantling operation which improves the recycling performance	3	Plastic parts > PC FR <
	4	Aluminium heatsink
	5	Steel

Appliance safety setting

Before servicing (in order to clean up or to disassemble the product), remove all power and wait 15 minutes (current storage in it). Do not drill capacitors.

Appliance depollution

Components considered as pollutant are those listed in WEEE directive. It concerns PCBA's (greater than 10 square centimeters) and electrolytic capacitors.

Recommendations

End of life's ways

This product is heavy enough to be disassembled. This is an advice, but the final decision depends on end of life specialists' judgment.

Advised tools

It indicates essential tools useful to dismantle the product. As disassembly can be destructive, tools aren't necessarily the same as on assembly lines.

Tools necessary to realize dismantling of the product are:

- a pneumatic or electric screw driver tooled up with Philips or hexalobular heads,
- a flat tip screwdriver,

Assembly / disassembly duration

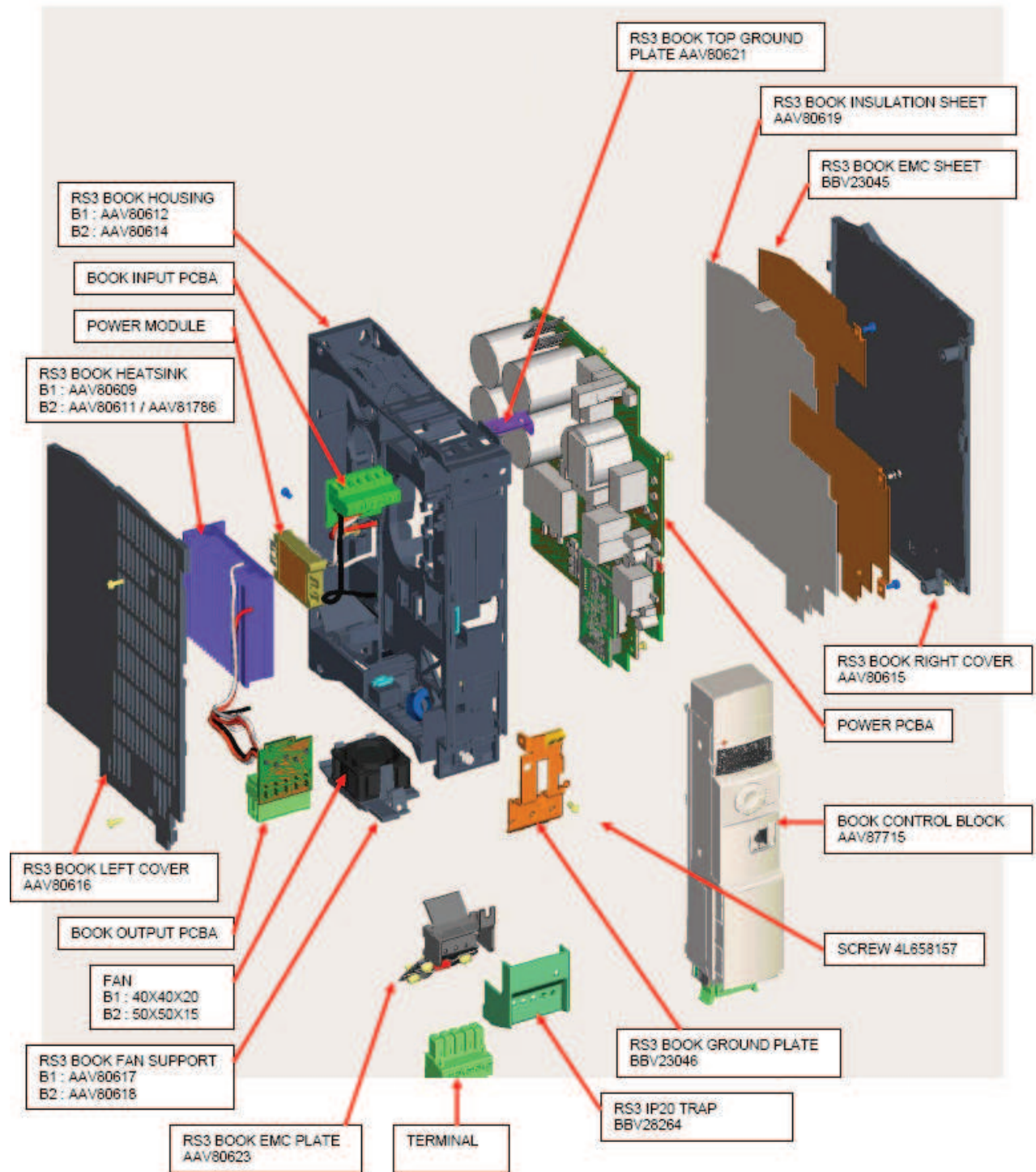
No data.

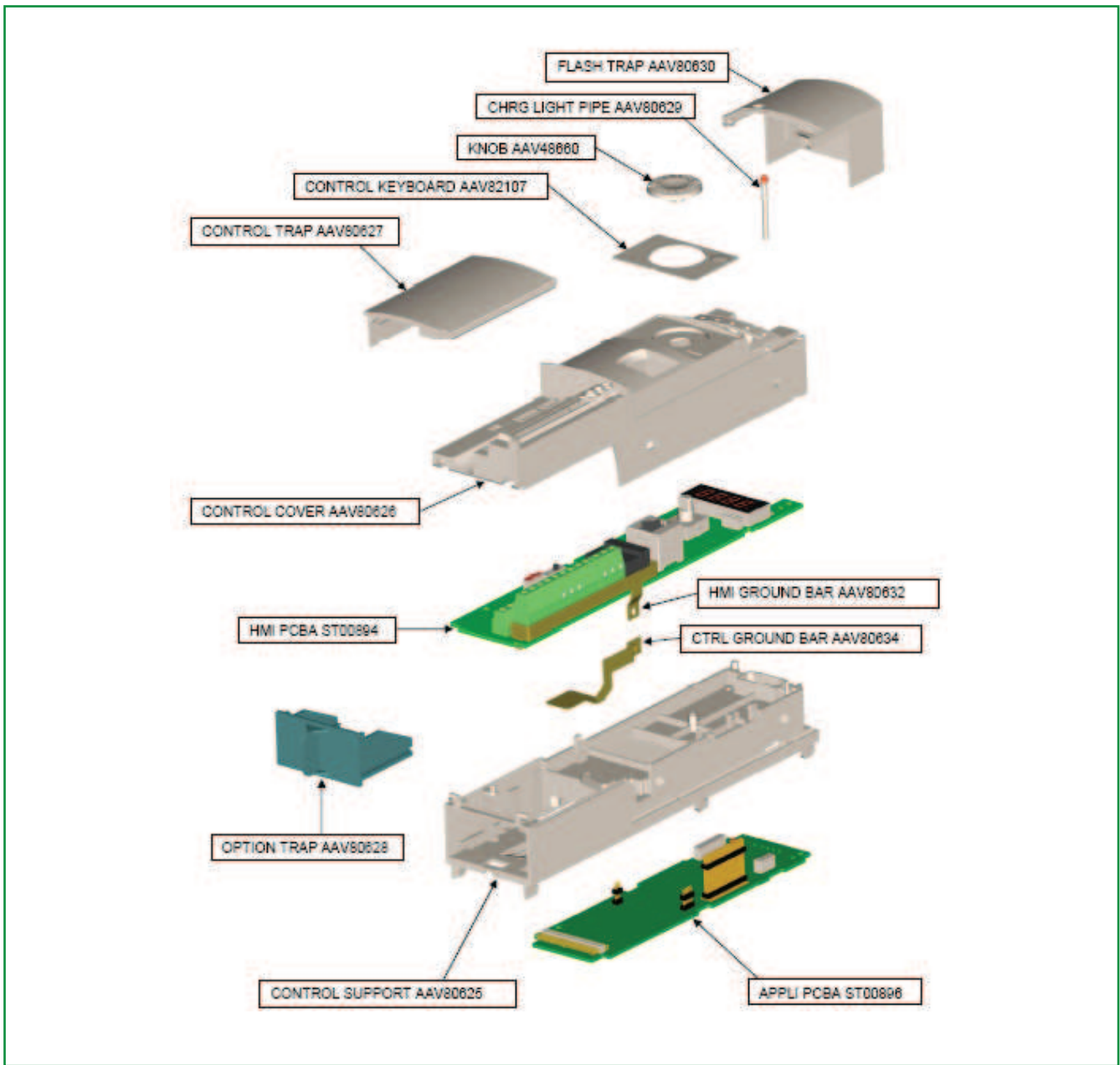
Main Materials

A major part of plastic parts have been designed in Polycarbonate. They are marked:

> PC - FR <

Annexes





Schneider Electric Industries SAS

35, rue Joseph Monier
 CS30323
 F - 92506 Rueil Malmaison Cedex

RCS Nanterre 954 503 439
 Capital social 896 313 776 €
 www.schneider-electric.com

The version of the Guide used to create the document: End of Life Instruction Drafting Guide of Schneider Electric version V1.

Publication : Schneider Electric