

Easy UPS 3S Pro Battery Runtimes

Battery Runtimes for 3:3 UPSs for Internal Batteries and Modular Battery Cabinets (Standard Battery Modules)

Battery runtimes are listed in minutes at various load percentages and are estimated values based on battery manufacturer data for operation at 25 °C.

E3SP10KHB Battery Runtimes

E3SP10KHB Runtime Estimation in Minutes (Table 1)

Number of modular battery strings	1 x E3SBT4	2 x E3SBT4	3 x E3SBT4	4 x E3SBT4	5 x E3SBT4	6 x E3SBT4	7 x E3SBT4	8 x E3SBT4	9 x E3SBT4
5% load (0.5 kW)	255	595	980	1300	1800	2200	2700	3200	3700
10% load (1 kW)	130	315	515	730	955	1100	1400	1600	1900
15% load (1.5 kW)	87.5	205	335	475	625	780	940	1100	1200
20% load (2 kW)	63.5	145	245	345	455	570	690	810	935
25% load (2.5 kW)	49	115	190	270	355	445	540	635	730
30% load (3 kW)	39.5	94.5	155	220	290	360	435	515	595
35% load (3.5 kW)	32.5	78.5	130	185	240	300	365	430	495
40% load (4 kW)	27.5	67	110	155	205	260	310	365	425
45% load (4.5 kW)	24	58	96.5	135	180	225	270	320	370
50% load (5 kW)	20.5	51	85	120	155	200	240	280	325
55% load (5.5 kW)	18.5	45.5	76	105	140	175	215	250	290
60% load (6 kW)	16.5	41	68	97.5	125	160	190	225	260
65% load (6.5 kW)	14.5	37	61.5	88.5	115	145	175	205	240
70% load (7 kW)	13	33.5	56.5	80.5	105	130	160	190	215

E3SP10KHB Runtime Estimation in Minutes (Table 1) (Continued)

Number of modular battery strings	1 x E3SBT4	2 x E3SBT4	3 x E3SBT4	4 x E3SBT4	5 x E3SBT4	6 x E3SBT4	7 x E3SBT4	8 x E3SBT4	9 x E3SBT4
75% load (7.5 kW)	12	30.5	51.5	74	98	120	145	170	200
80% load (8 kW)	11	28	47.5	68.5	90.5	110	135	160	185
85% load (8.5 kW)	10	26	44	63.5	84	105	125	150	170
90% load (9 kW)	9.3	24	41	59	78	98	115	135	160
95% load (9.5 kW)	8.6	22.5	38	55	73	91.5	110	130	150
100% load (10 kW)	7.9	21	36	52	68.5	86	100	120	140

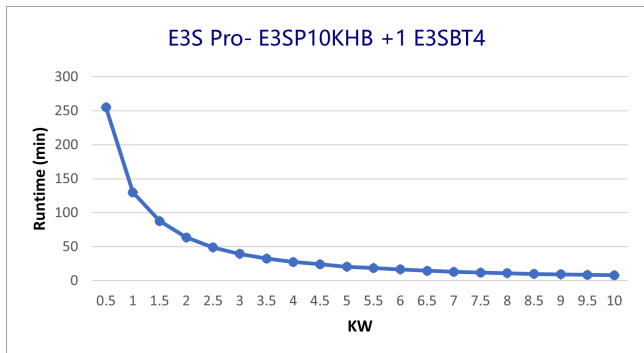
E3SP10KHB Runtime Estimation in Minutes (Table 2)

Number of modular battery strings	10 x E3SBT4	11 x E3SBT4	12 x E3SBT4	13 x E3SBT4	14 x E3SBT4	15 x E3SBT4	16 x E3SBT4	17 x E3SBT4	18 x E3SBT4
5% load (0.5 kW)	4200	4700	5200	5700	6300	6800	7400	8000	8500
10% load (1 kW)	2200	2400	2700	3000	3300	3600	3900	4200	4500
15% load (1.5 kW)	1400	1600	1800	2000	2100	2300	2500	2700	2900
20% load (2 kW)	1000	1100	1300	1400	1600	1700	1800	2000	2100
25% load (2.5 kW)	830	935	1000	1100	1200	1300	1400	1500	1600
30% load (3 kW)	675	760	845	930	1000	1100	1100	1200	1300
35% load (3.5 kW)	565	635	705	775	850	925	1000	1000	1100
40% load (4 kW)	480	540	605	665	725	790	855	920	985
45% load (4.5 kW)	420	470	525	580	635	690	745	805	860
50% load (5 kW)	370	415	465	510	560	610	660	710	760
55% load (5.5 kW)	330	370	415	455	500	545	590	635	680
60% load (6 kW)	300	335	375	410	450	490	530	570	610
65% load (6.5 kW)	270	305	340	375	410	445	480	520	555
70% load (7 kW)	245	280	310	340	375	405	440	475	510
75% load (7.5 kW)	225	255	285	315	345	375	405	435	470
80% load (8 kW)	210	235	265	290	320	345	375	405	430
85% load (8.5 kW)	195	220	245	270	295	320	350	375	400
90% load (9 kW)	180	205	225	250	275	300	325	350	375
95% load (9.5 kW)	170	190	215	235	255	280	305	325	350
100% load (10 kW)	160	180	200	220	240	265	285	310	330

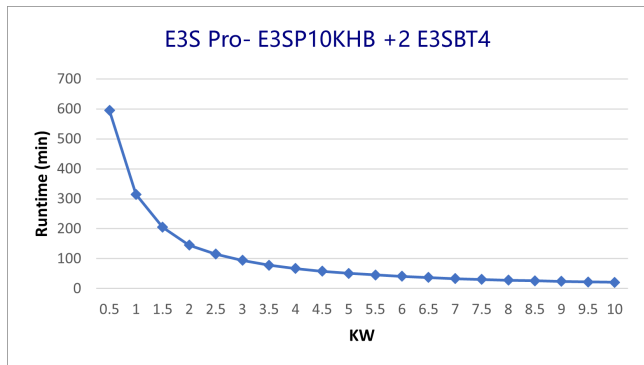
E3SP10KHB Runtime Estimation in Minutes (Table 3)

Number of modular battery strings	19 x E3SBT4	20 x E3SBT4	21 x E3SBT4	22 x E3SBT4	23 x E3SBT4	24 x E3SBT4	25 x E3SBT4	26 x E3SBT4	27 x E3SBT4
5% load (0.5 kW)	9100	9700	10300	10900	11500	12100	12700	13400	14000
10% load (1 kW)	4800	5100	5400	5700	6000	6400	6700	7000	7400
15% load (1.5 kW)	3100	3300	3500	3700	3900	4200	4400	4600	4800
20% load (2 kW)	2300	2400	2600	2700	2900	3000	3200	3300	3500
25% load (2.5 kW)	1800	1900	2000	2100	2200	2400	2500	2600	2700
30% load (3 kW)	1400	1500	1600	1700	1800	1900	2000	2100	2200
35% load (3.5 kW)	1200	1300	1300	1400	1500	1600	1700	1800	1800
40% load (4 kW)	1000	1100	1100	1200	1300	1400	1400	1500	1600
45% load (4.5 kW)	920	980	1000	1100	1100	1200	1200	1300	1400
50% load (5 kW)	810	865	915	970	1000	1000	1100	1100	1200
55% load (5.5 kW)	725	770	820	865	915	965	1000	1000	1100
60% load (6 kW)	655	695	740	780	825	870	915	960	1000
65% load (6.5 kW)	595	630	670	710	750	790	830	870	910
70% load (7 kW)	545	580	615	650	685	720	760	795	835
75% load (7.5 kW)	500	530	565	600	630	665	700	735	765
80% load (8 kW)	460	490	520	550	585	615	645	675	710
85% load (8.5 kW)	430	455	485	515	540	570	600	630	660
90% load (9 kW)	400	425	450	480	505	530	560	585	615
95% load (9.5 kW)	375	400	425	450	475	500	525	550	575
100% load (10 kW)	355	375	400	420	445	470	495	520	540

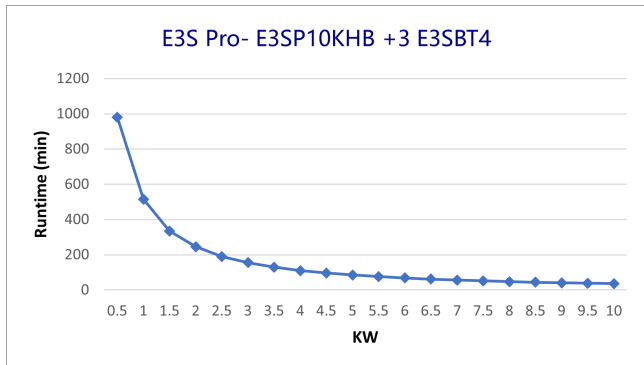
E3SP10KHB with 1 E3SBT4



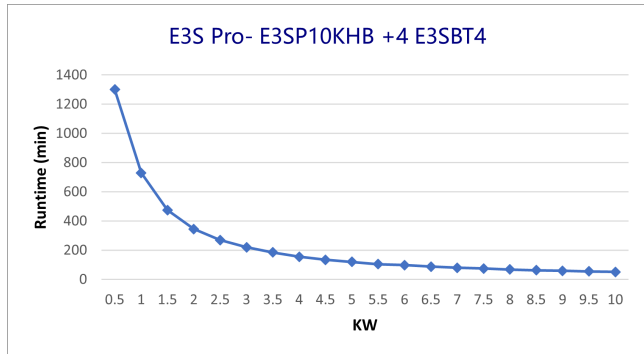
E3SP10KHB with 2 E3SBT4



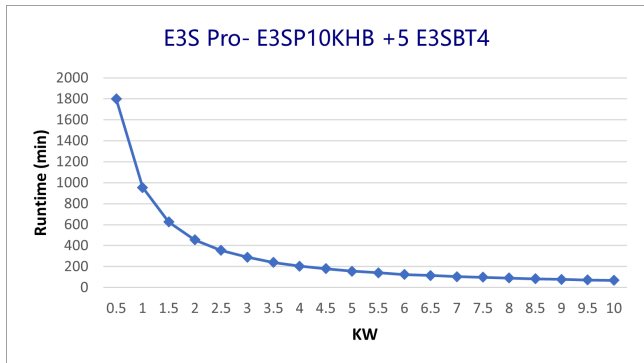
E3SP10KHB with 3 E3SBT4



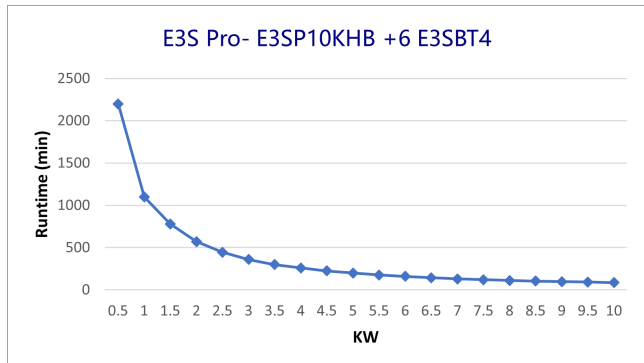
E3SP10KHB with 4 E3SBT4



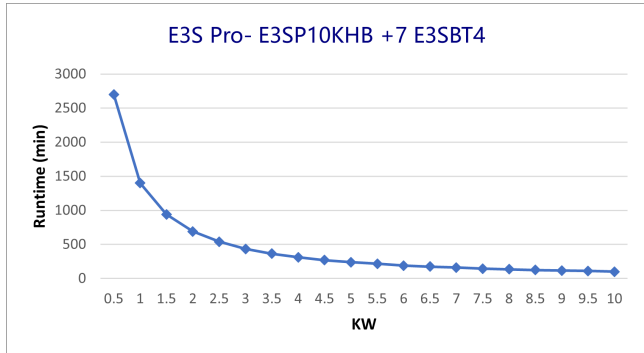
E3SP10KHB with 5 E3SBT4



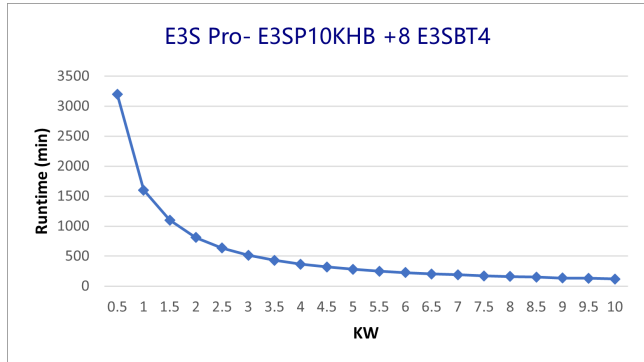
E3SP10KHB with 6 E3SBT4



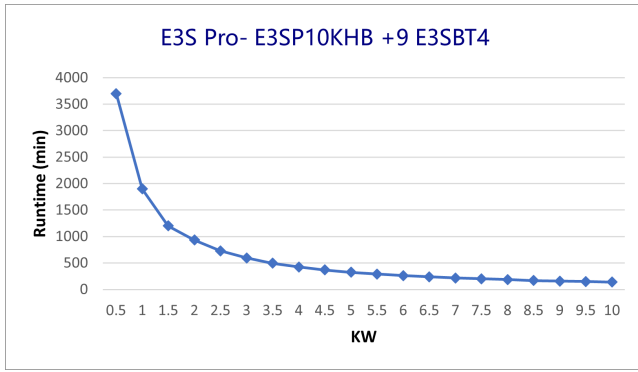
E3SP10KHB with 7 E3SBT4



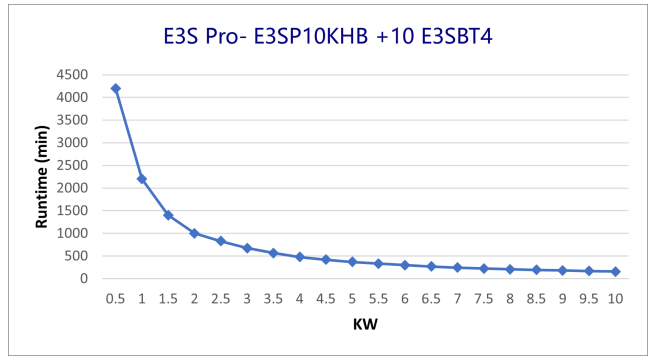
E3SP10KHB with 8 E3SBT4



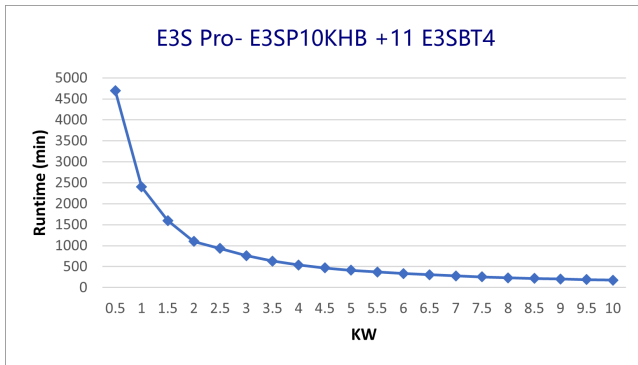
E3SP10KHB with 9 E3SBT4



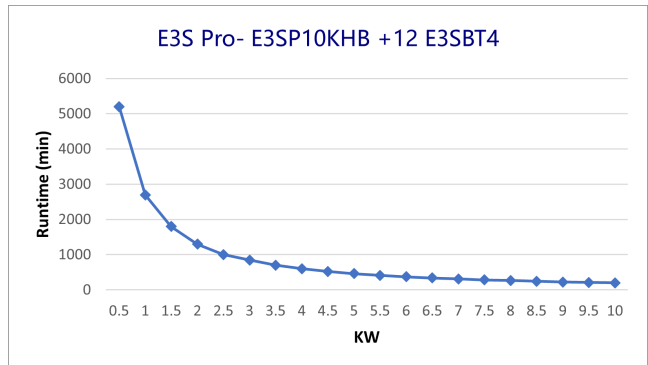
E3SP10KHB with 10 E3SBT4



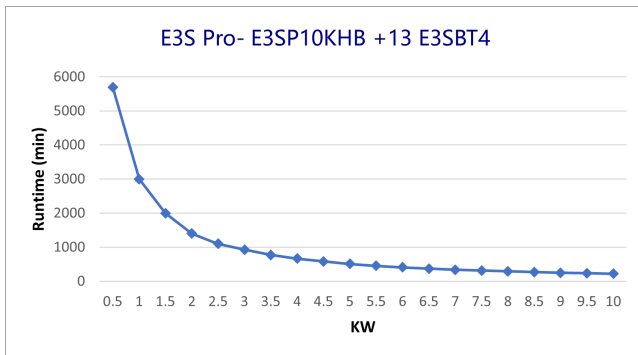
E3SP10KHB with 11 E3SBT4



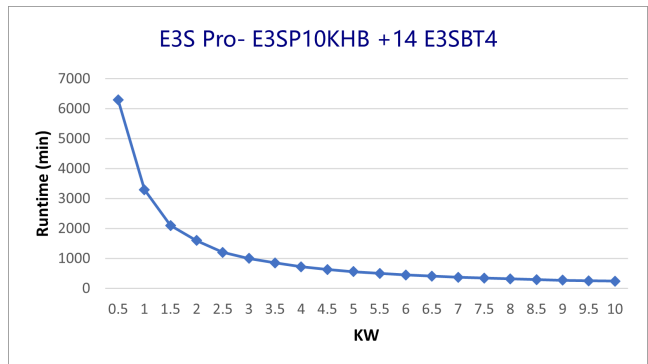
E3SP10KHB with 12 E3SBT4



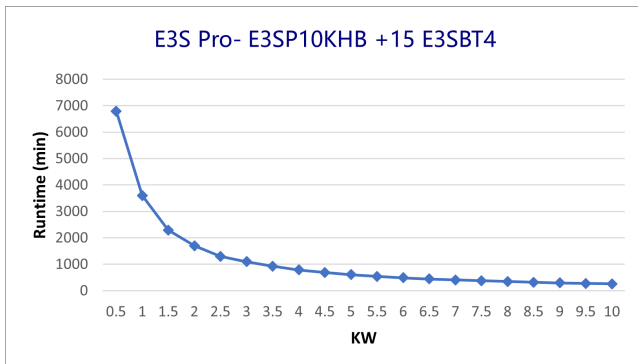
E3SP10KHB with 13 E3SBT4



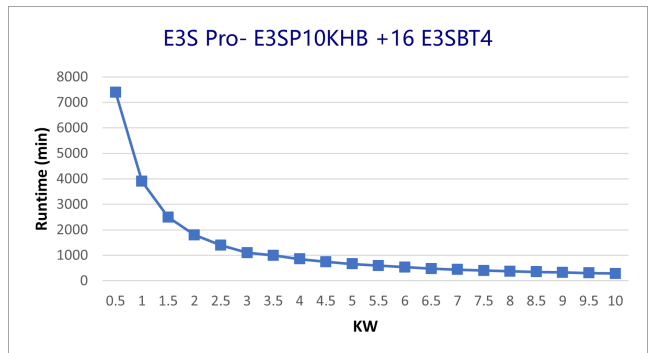
E3SP10KHB with 14 E3SBT4



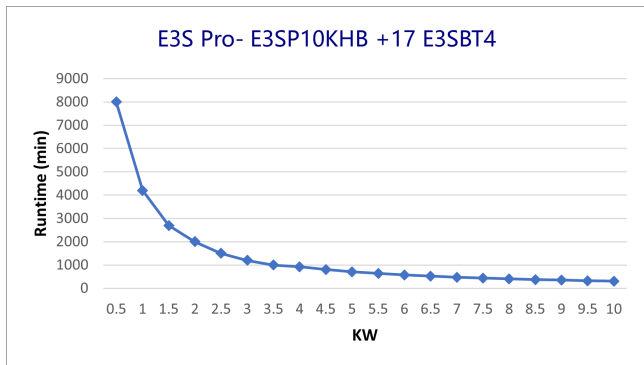
E3SP10KHB with 15 E3SBT4



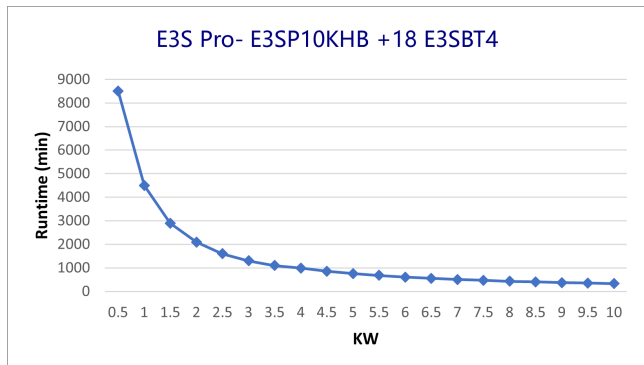
E3SP10KHB with 16 E3SBT4



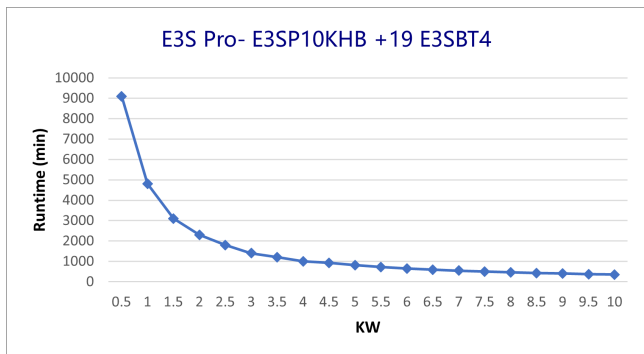
E3SP10KHB with 17 E3SBT4



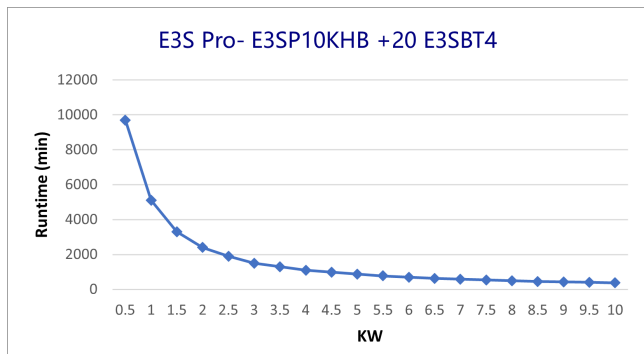
E3SP10KHB with 18 E3SBT4



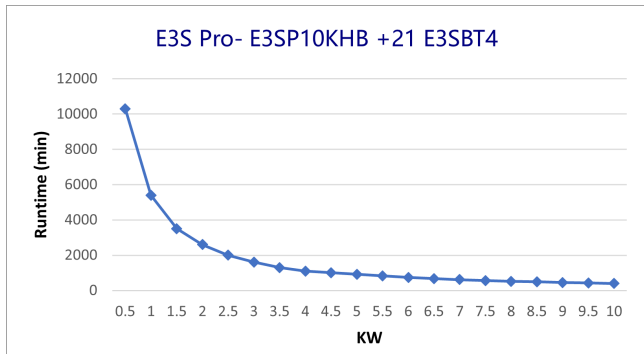
E3SP10KHB with 19 E3SBT4



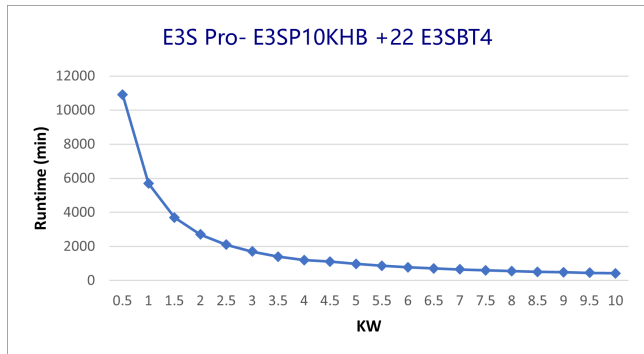
E3SP10KHB with 20 E3SBT4



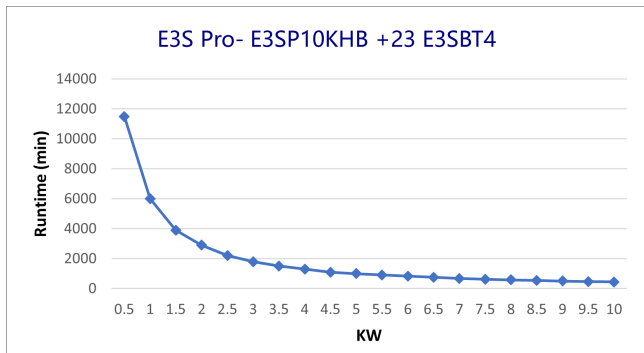
E3SP10KHB with 21 E3SBT4



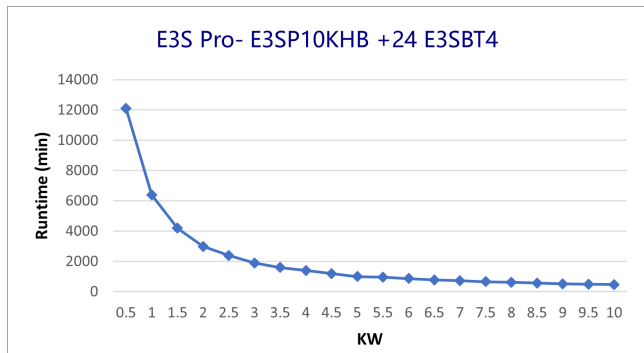
E3SP10KHB with 22 E3SBT4



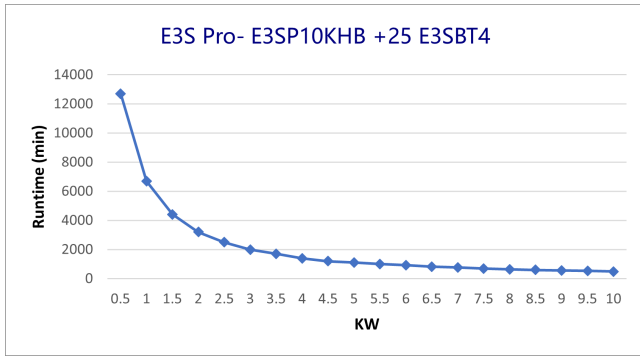
E3SP10KHB with 23 E3SBT4



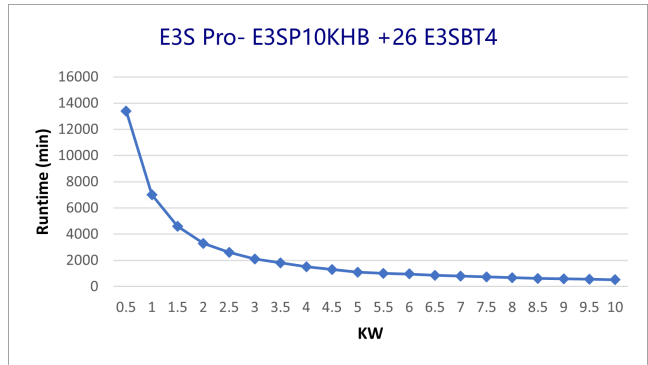
E3SP10KHB with 24 E3SBT4



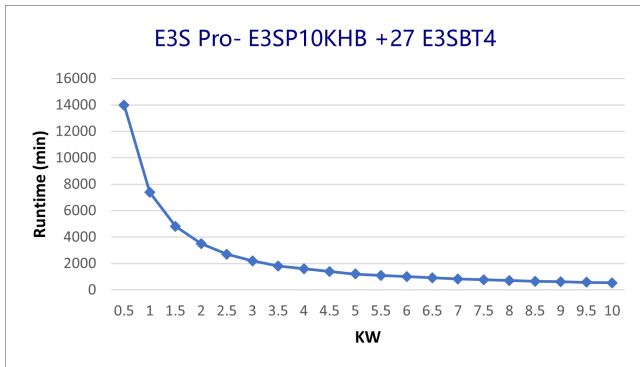
E3SP10KHB with 25 E3SBT4



E3SP10KHB with 26 E3SBT4



E3SP10KHB with 27 E3SBT4



E3SP15KHB Battery Runtimes

E3SP15KHB Runtime Estimation in Minutes (Table 1)

Number of modular battery strings	1 x E3SBT4	2 x E3SBT4	3 x E3SBT4	4 x E3SBT4	5 x E3SBT4	6 x E3SBT4	7 x E3SBT4	8 x E3SBT4	9 x E3SBT4
5% load (0.75 kW)	185	430	710	1000	1300	1600	1900	2300	2600
10% load (1.5 kW)	88.5	205	340	485	635	790	955	1100	1200
15% load (2.25 kW)	55.5	130	215	305	405	505	610	715	825
20% load (3 kW)	39.5	94.5	155	220	290	360	435	515	595
25% load (3.75 kW)	30	72.5	120	170	220	280	335	395	460
30% load (4.5 kW)	23.5	58	96.5	135	180	225	270	320	370
35% load (5.25 kW)	19.5	48	80	110	150	185	225	265	305
40% load (6 kW)	16	40.5	68	97.5	125	160	190	225	260
45% load (6.75 kW)	14	35	59	84	110	135	165	195	225
50% load (7.5 kW)	12	30.5	51.5	74	97.5	120	145	170	200
55% load (8.25 kW)	10.5	27	45.5	66	87	105	130	155	175
60% load (9 kW)	9.3	24	41	59	78	98	115	140	160
65% load (9.75 kW)	8.2	21.5	37	53	70.5	88.5	105	125	145
70% load (10.5 kW)	7.4	20	34	49	65	81.5	98.5	115	130
75% load (11.25 kW)	6.6	18	31	44.5	59.5	74.5	90.5	105	120
80% load (12 kW)	5.9	16.5	28.5	41	54.5	68.5	83	98	110
85% load (12.75 kW)	5.3	15	26	38	50.5	63.5	77	91	105
90% load (13.5 kW)	—	14	24	35	47	59	71.5	84.5	98
95% load (14.25 kW)	—	13	22.5	33	43.5	55	67	79	91.5
100% load (15 kW)	—	12	21	30.5	41	51.5	62.5	74	86

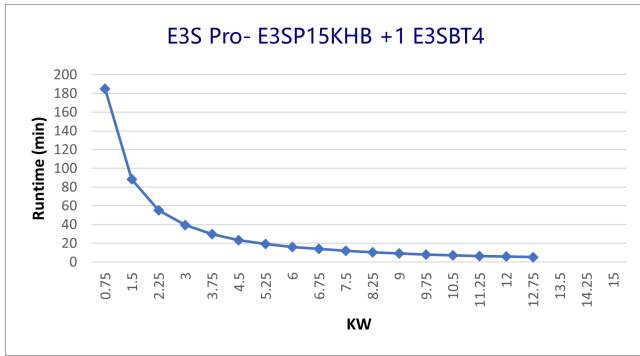
E3SP15KHB Runtime Estimation in Minutes (Table 2)

Number of modular battery strings	10 x E3SBT4	11 x E3SBT4	12 x E3SBT4	13 x E3SBT4	14 x E3SBT4	15 x E3SBT4	16 x E3SBT4	17 x E3SBT4	18 x E3SBT4
5% load (0.75 kW)	3000	3400	3800	4200	4600	5000	5400	5800	6200
10% load (1.5 kW)	1400	1600	1800	2000	2200	2400	2600	2800	3000
15% load (2.25 kW)	940	1000	1100	1200	1400	1500	1600	1700	1900
20% load (3 kW)	675	760	845	930	1000	1100	1100	1200	1300
25% load (3.75 kW)	520	585	650	715	785	855	925	995	1000
30% load (4.5 kW)	420	470	525	580	630	690	745	800	860
35% load (5.25 kW)	350	395	435	480	525	575	620	670	715
40% load (6 kW)	300	335	370	410	450	490	530	570	610
45% load (6.75 kW)	260	290	325	355	390	425	460	495	530
50% load (7.5 kW)	225	255	285	315	345	375	405	435	465
55% load (8.25 kW)	200	225	255	280	305	335	360	390	415
60% load (9 kW)	180	205	230	250	275	300	325	350	375
65% load (9.75 kW)	165	185	205	225	250	270	295	315	340
70% load (10.5 kW)	150	170	190	210	230	250	270	290	310
75% load (11.25 kW)	140	155	175	190	210	230	245	265	285
80% load (12 kW)	125	145	160	175	195	210	230	245	265
85% load (12.75 kW)	120	135	150	165	180	195	210	230	245
90% load (13.5 kW)	110	125	140	150	165	180	195	210	230
95% load (14.25 kW)	100	115	130	140	155	170	185	200	215
100% load (15 kW)	98	110	120	135	145	160	170	185	200

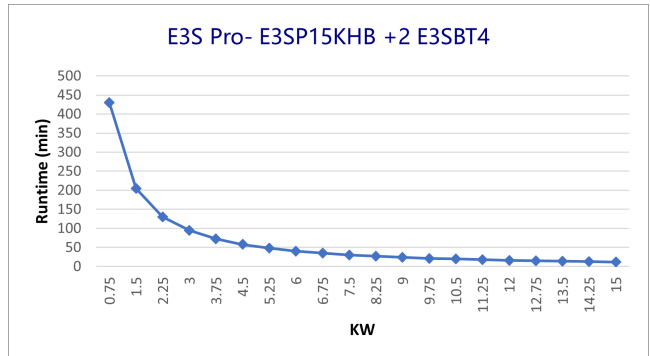
E3SP15KHB Runtime Estimation in Minutes (Table 3)

Number of modular battery strings	19 x E3SBT4	20 x E3SBT4	21 x E3SBT4	22 x E3SBT4	23 x E3SBT4	24 x E3SBT4	25 x E3SBT4	26 x E3SBT4	27 x E3SBT4
5% load (0.75 kW)	6600	7000	7500	7900	8300	8800	9200	9700	10100
10% load (1.5 kW)	3200	3400	3600	3800	4000	4200	4400	4600	4900
15% load (2.25 kW)	2000	2100	2300	2400	2500	2700	2800	2900	3100
20% load (3 kW)	1400	1500	1600	1700	1800	1900	2000	2100	2200
25% load (3.75 kW)	1100	1200	1200	1300	1400	1500	1500	1600	1700
30% load (4.5 kW)	915	975	1000	1000	1100	1200	1200	1300	1400
35% load (5.25 kW)	765	815	865	915	965	1000	1000	1100	1100
40% load (6 kW)	650	695	735	780	825	865	910	955	1000
45% load (6.75 kW)	565	605	640	675	715	755	790	830	870
50% load (7.5 kW)	500	530	565	595	630	665	695	730	765
55% load (8.25 kW)	445	475	505	530	560	590	620	650	685
60% load (9 kW)	400	425	455	480	505	535	560	585	615
65% load (9.75 kW)	360	385	410	430	455	480	505	530	555
70% load (10.5 kW)	335	355	375	400	420	445	465	490	510
75% load (11.25 kW)	305	325	345	365	385	405	430	450	470
80% load (12 kW)	280	300	320	340	355	375	395	415	435
85% load (12.75 kW)	260	280	295	315	330	350	365	385	405
90% load (13.5 kW)	245	260	275	290	310	325	340	360	375
95% load (14.25 kW)	230	240	255	275	290	305	320	335	350
100% load (15 kW)	215	225	240	255	270	285	300	315	330

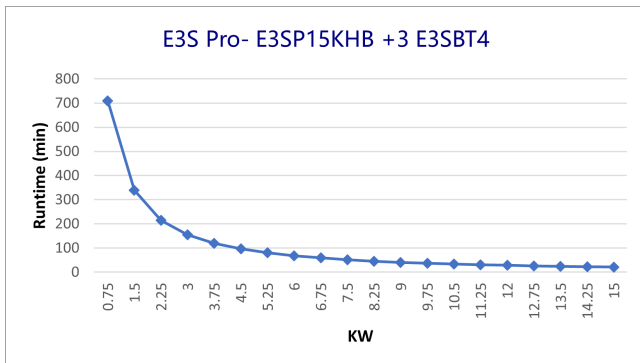
E3SP15KHB with 1 E3SBT4



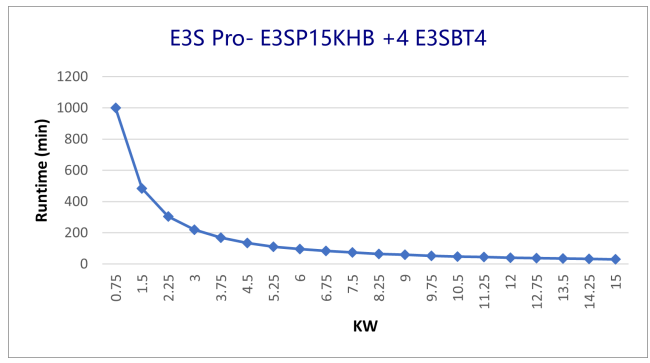
E3SP15KHB with 2 E3SBT4



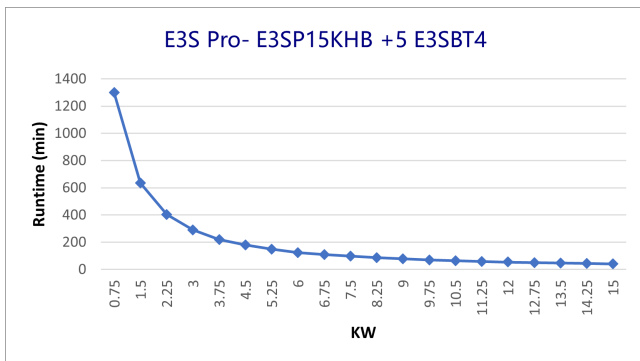
E3SP15KHB with 3 E3SBT4



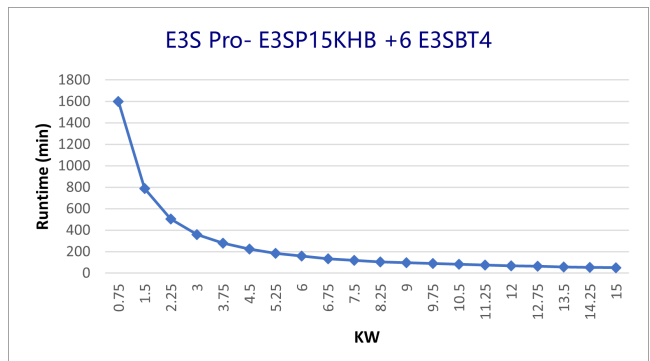
E3SP15KHB with 4 E3SBT4



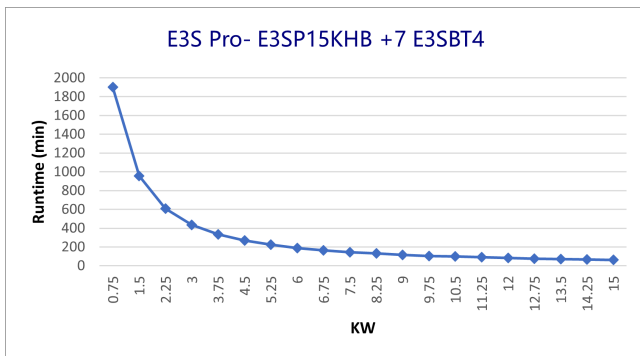
E3SP15KHB with 5 E3SBT4



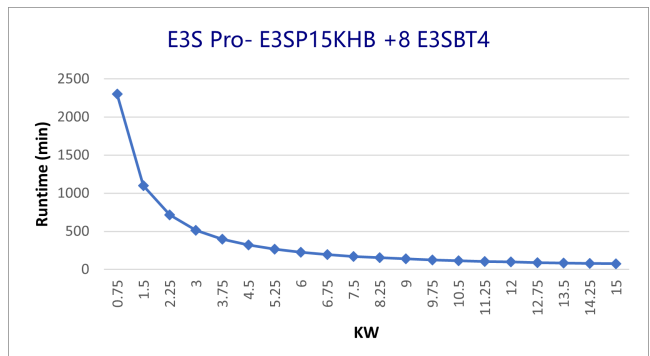
E3SP15KHB with 6 E3SBT4



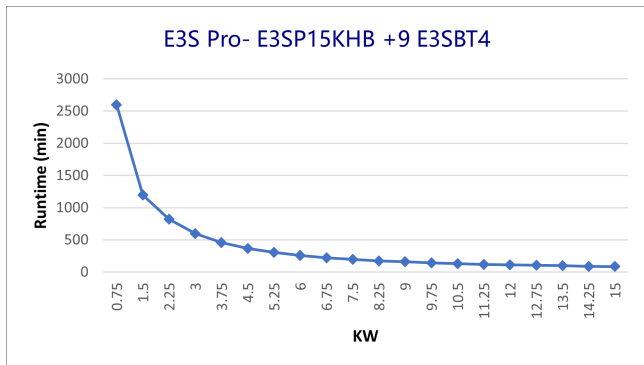
E3SP15KHB with 7 E3SBT4



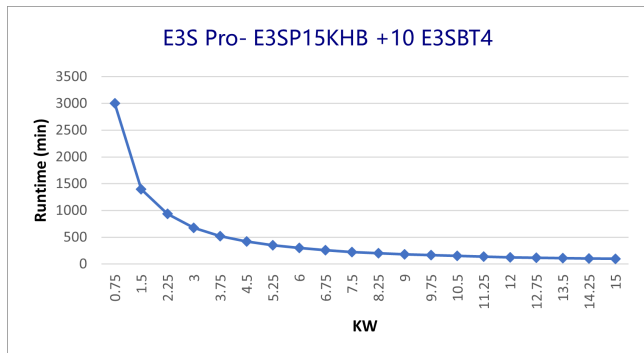
E3SP15KHB with 8 E3SBT4



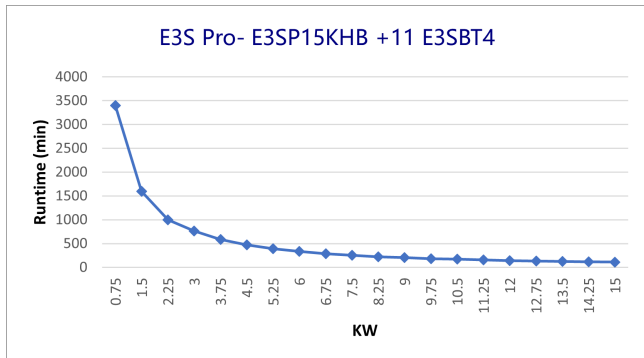
E3SP15KHB with 9 E3SBT4



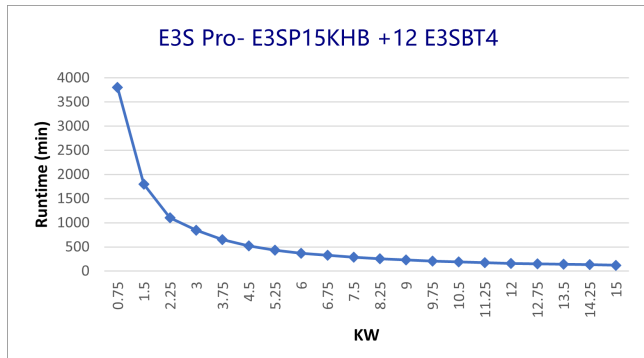
E3SP15KHB with 10 E3SBT4



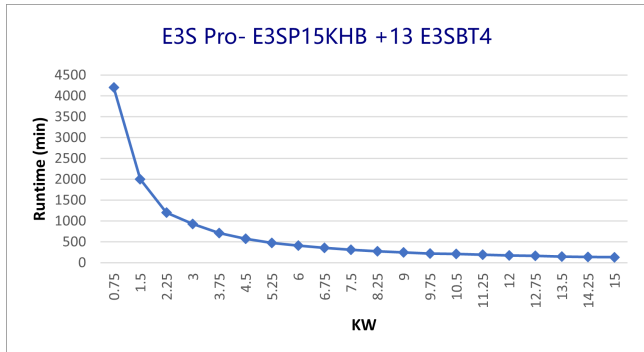
E3SP15KHB with 11 E3SBT4



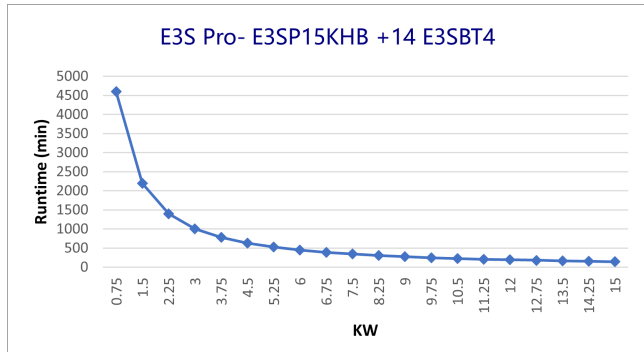
E3SP15KHB with 12 E3SBT4



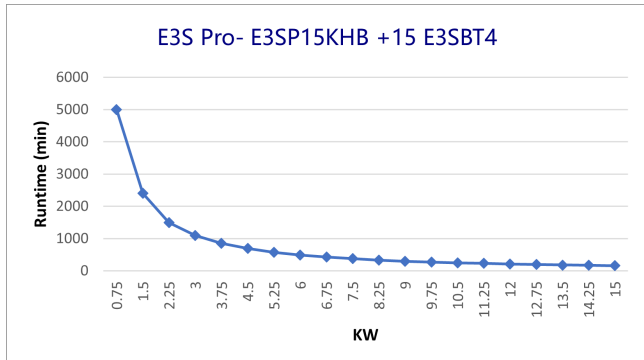
E3SP15KHB with 13 E3SBT4



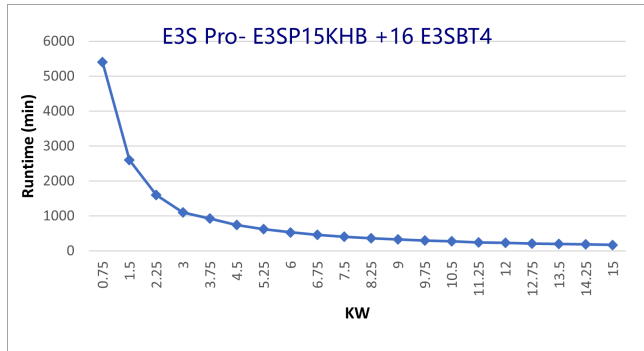
E3SP15KHB with 14 E3SBT4



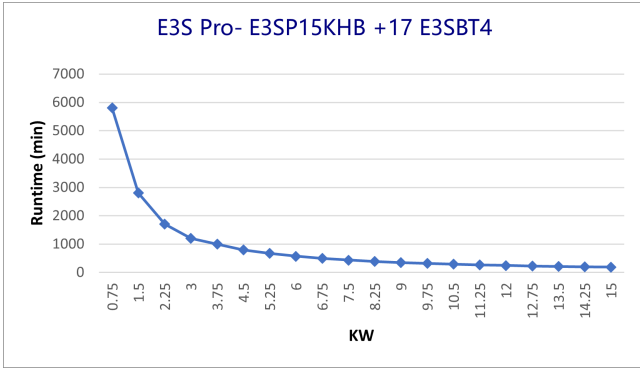
E3SP15KHB with 15 E3SBT4



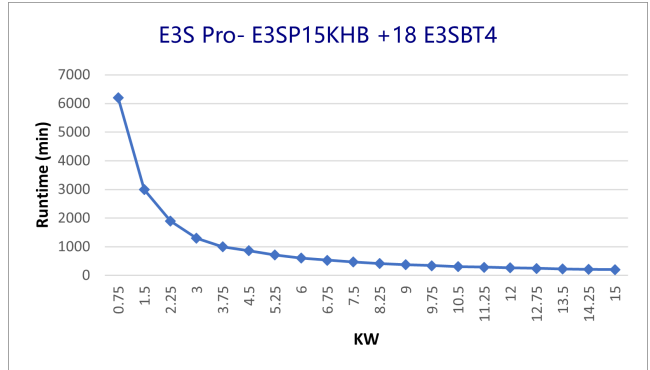
E3SP15KHB with 16 E3SBT4



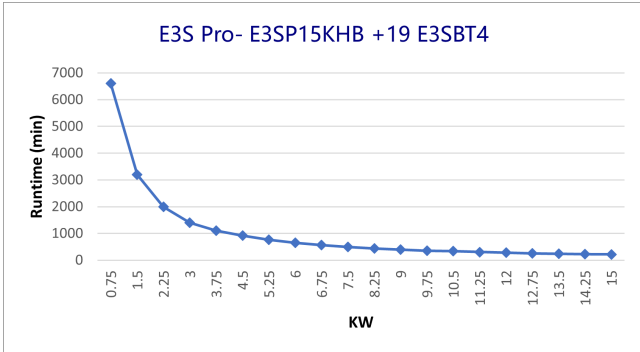
E3SP15KHB with 17 E3SBT4



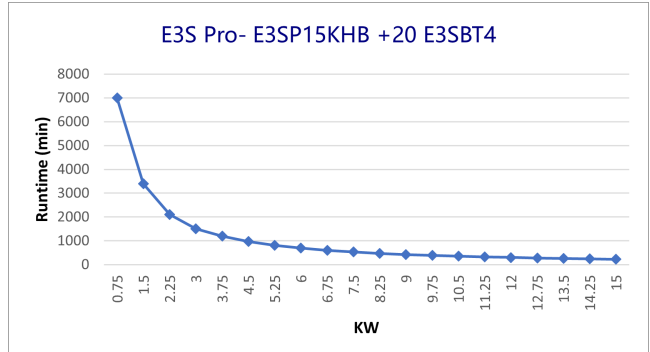
E3SP15KHB with 18 E3SBT4



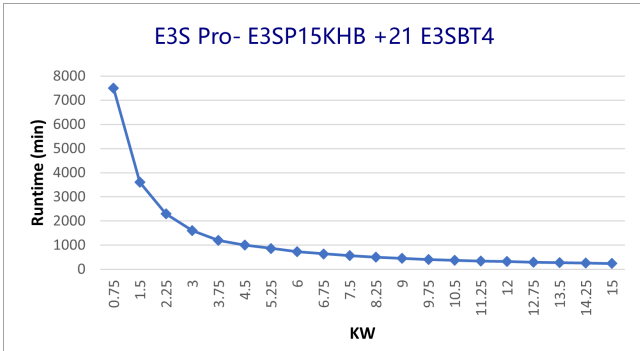
E3SP15KHB with 19 E3SBT4



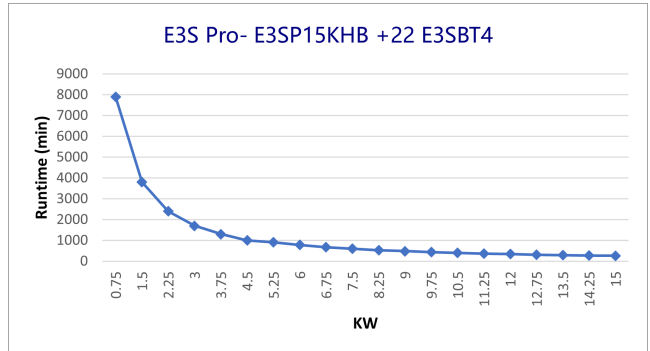
E3SP15KHB with 20 E3SBT4



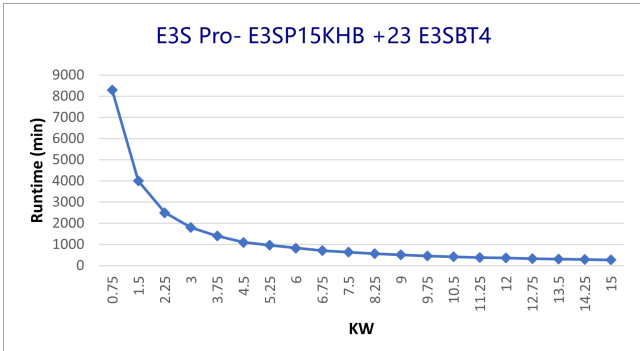
E3SP15KHB with 21 E3SBT4



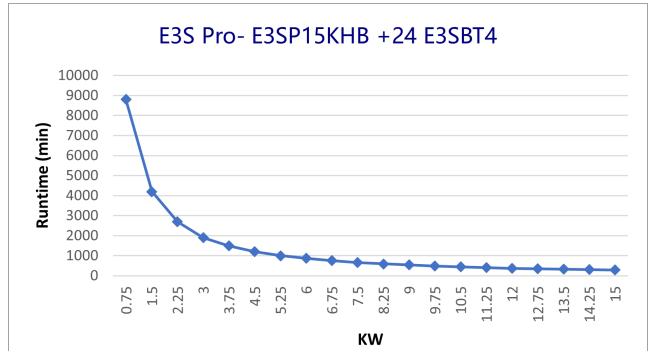
E3SP15KHB with 22 E3SBT4



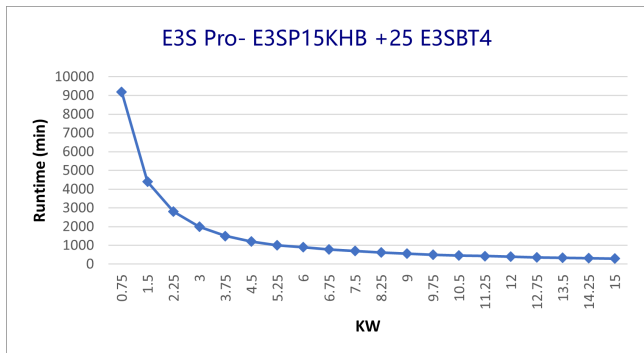
E3SP15KHB with 23 E3SBT4



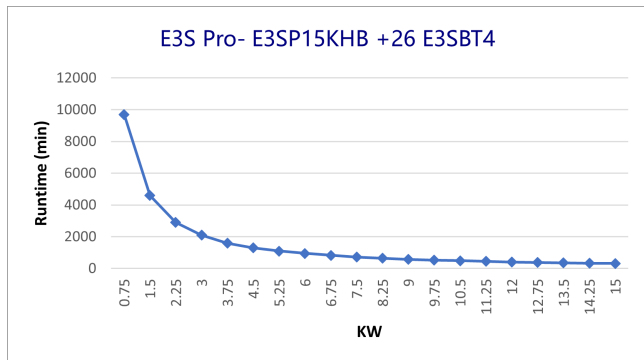
E3SP15KHB with 24 E3SBT4



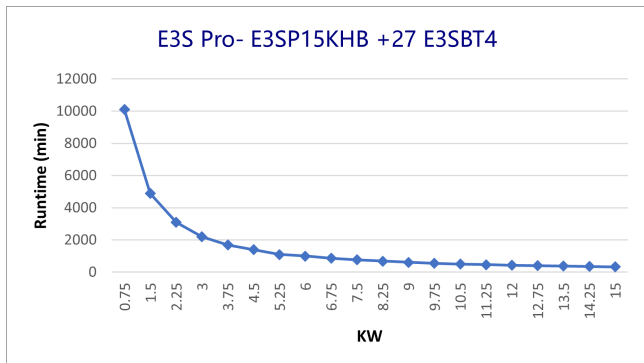
E3SP15KHB with 25 E3SBT4



E3SP15KHB with 26 E3SBT4



E3SP15KHB with 27 E3SBT4



E3SP20KHB Battery Runtimes

E3SP20KHB Runtime Estimation in Minutes (Table 1)

Number of modular battery strings	1 x E3SBT4	2 x E3SBT4	3 x E3SBT4	4 x E3SBT4	5 x E3SBT4	6 x E3SBT4	7 x E3SBT4	8 x E3SBT4	9 x E3SBT4
5% load (1 kW)	125	295	485	690	905	1100	1300	1600	1800
10% load (2 kW)	61	145	235	335	440	550	665	785	905
15% load (3 kW)	38.5	91.5	150	215	280	350	425	500	575
20% load (4 kW)	27	65.5	105	155	200	255	305	360	415
25% load (5 kW)	20.5	50.5	83.5	115	155	195	235	275	320
30% load (6 kW)	16	40	67	96	125	155	190	225	260
35% load (7 kW)	13	33	55.5	80	105	130	155	185	215
40% load (8 kW)	10.5	28	47	68	89.5	110	135	160	185
45% load (9 kW)	9.2	24	41	58.5	77.5	97.5	115	135	160
50% load (10 kW)	7.9	21	36	52	68.5	86	100	120	140
55% load (11 kW)	6.8	18.5	31.5	45.5	60.5	76	92	105	125
60% load (12 kW)	5.9	16.5	28.5	41	54.5	68.5	83	98	110
65% load (13 kW)	5.1	14.5	25.5	37	49	62	75	88.5	100
70% load (14 kW)	—	13	23	33.5	45	56.5	68.5	81	94
75% load (15 kW)	—	12	21	30.5	41	51.5	62.5	74	86
80% load (16 kW)	—	11	19.5	28.5	38	48	58	68.5	79.5
85% load (17 kW)	—	10	17.5	26	35	44	53.5	63.5	73.5
90% load (18 kW)	—	9.3	16.5	24	32.5	41	50	59	68.5
95% load (19 kW)	—	8.6	15	22.5	30	38	46.5	55	64
100% load (20 kW)	—	7.9	14	21	28.5	36	43.5	52	60

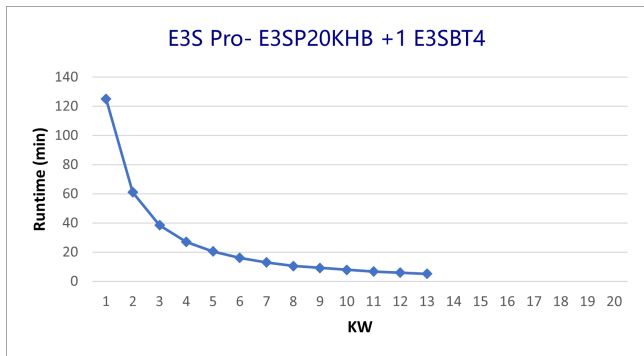
E3SP20KHB Runtime Estimation in Minutes (Table 2)

Number of modular battery strings	10 x E3SBT4	11 x E3SBT4	12 x E3SBT4	13 x E3SBT4	14 x E3SBT4	15 x E3SBT4	16 x E3SBT4	17 x E3SBT4	18 x E3SBT4
5% load (1 kW)	2000	2300	2600	2800	3100	3400	3700	3900	4200
10% load (2 kW)	1000	1100	1200	1400	1500	1600	1800	1900	2100
15% load (3 kW)	655	735	820	900	985	1000	1100	1200	1300
20% load (4 kW)	475	530	590	650	715	775	840	905	970
25% load (5 kW)	365	410	455	505	550	600	650	695	750
30% load (6 kW)	295	330	370	405	445	485	525	565	605
35% load (7 kW)	245	275	305	340	370	405	435	470	505
40% load (8 kW)	210	235	260	290	315	345	370	400	430
45% load (9 kW)	180	205	225	250	275	300	325	350	375
50% load (10 kW)	160	180	200	220	240	265	285	310	330
55% load (11 kW)	140	160	175	195	215	235	255	270	290
60% load (12 kW)	125	145	160	175	195	210	230	245	265
65% load (13 kW)	115	130	145	160	175	190	205	220	240
70% load (14 kW)	105	120	130	145	160	175	190	205	220
75% load (15 kW)	98	110	120	135	145	160	170	185	200
80% load (16 kW)	90.5	100	110	125	135	145	160	170	185
85% load (17 kW)	84	94.5	105	115	125	135	150	160	170
90% load (18 kW)	78.5	88	98	105	115	125	140	150	160
95% load (19 kW)	73	82	91.5	100	110	120	130	140	150
100% load (20 kW)	68.5	77.5	86	95	100	110	120	130	140

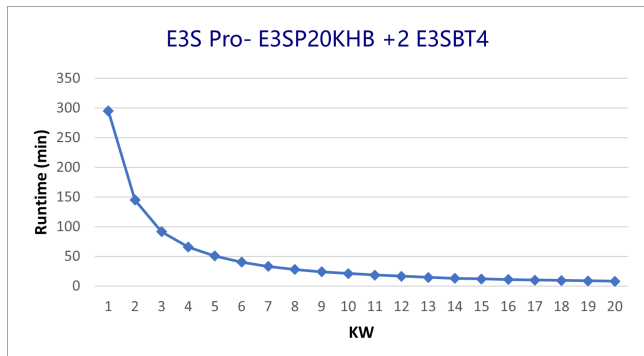
E3SP20KHB Runtime Estimation in Minutes (Table 3)

Number of modular battery strings	19 x E3SBT4	20 x E3SBT4	21 x E3SBT4	22 x E3SBT4	23 x E3SBT4	24 x E3SBT4	25 x E3SBT4	26 x E3SBT4	27 x E3SBT4
5% load (1 kW)	4500	4800	5100	5400	5700	6000	6300	6600	6900
10% load (2 kW)	2200	2300	2500	2600	2800	2900	3100	3200	3400
15% load (3 kW)	1400	1500	1600	1700	1800	1900	1900	2000	2100
20% load (4 kW)	1000	1100	1100	1200	1300	1300	1400	1500	1500
25% load (5 kW)	800	850	900	955	1000	1000	1100	1100	1200
30% load (6 kW)	645	685	730	770	815	855	900	945	990
35% load (7 kW)	540	575	610	645	680	715	750	790	825
40% load (8 kW)	460	490	520	550	580	610	640	670	705
45% load (9 kW)	400	425	450	475	505	530	555	585	610
50% load (10 kW)	355	375	400	420	445	470	495	520	540
55% load (11 kW)	310	335	355	375	395	415	435	460	480
60% load (12 kW)	280	300	320	340	355	375	395	415	435
65% load (13 kW)	255	270	290	305	320	340	355	375	390
70% load (14 kW)	235	250	265	280	295	310	325	345	360
75% load (15 kW)	215	225	240	255	270	285	300	315	330
80% load (16 kW)	200	210	225	235	250	265	275	290	305
85% load (17 kW)	185	195	205	220	230	245	255	270	280
90% load (18 kW)	170	180	195	205	215	230	240	250	265
95% load (19 kW)	160	170	180	190	200	215	225	235	245
100% load (20 kW)	150	160	170	180	190	200	210	220	230

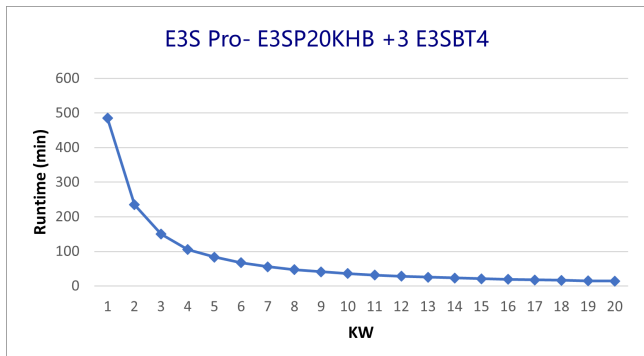
E3SP20KHB with 1 E3SBT4



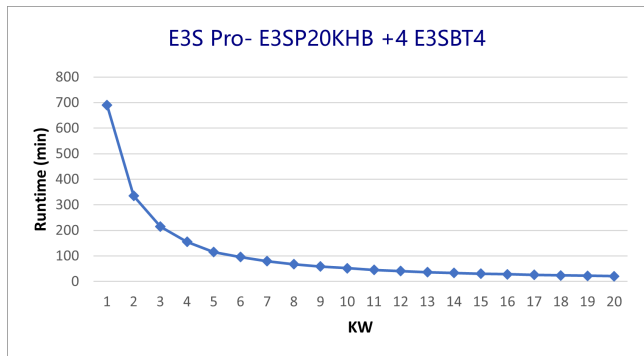
E3SP20KHB with 2 E3SBT4



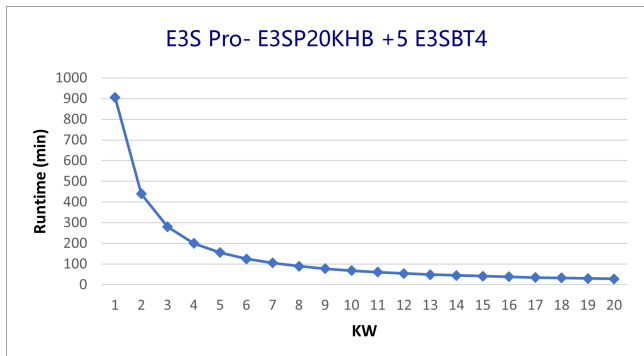
E3SP20KHB with 3 E3SBT4



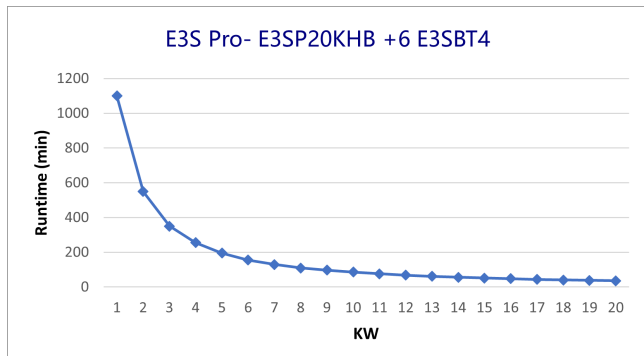
E3SP20KHB with 4 E3SBT4



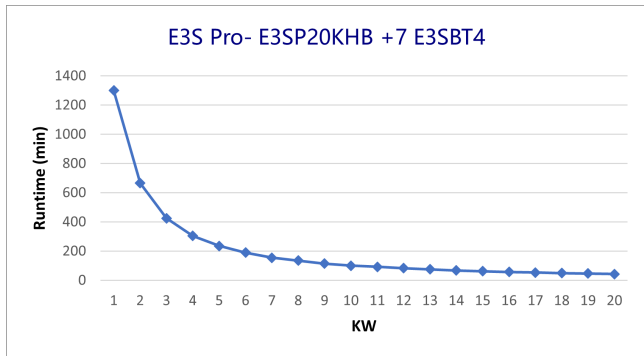
E3SP20KHB with 5 E3SBT4



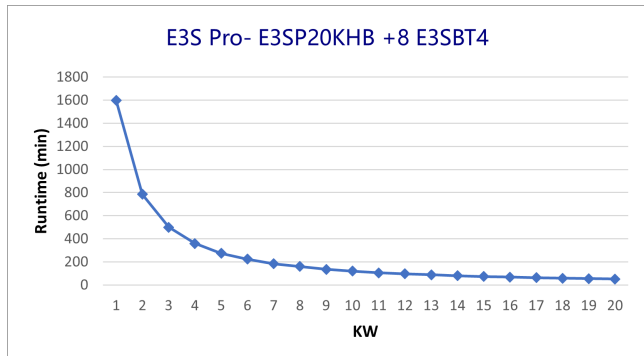
E3SP20KHB with 6 E3SBT4



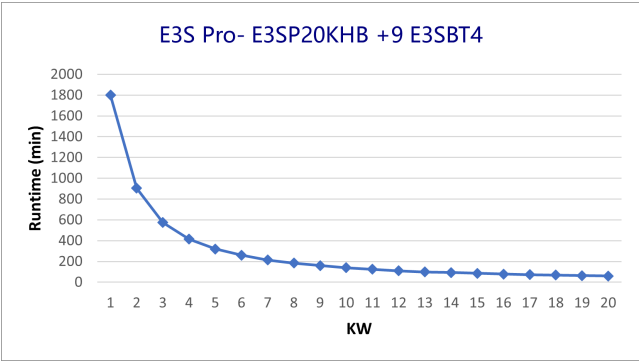
E3SP20KHB with 7 E3SBT4



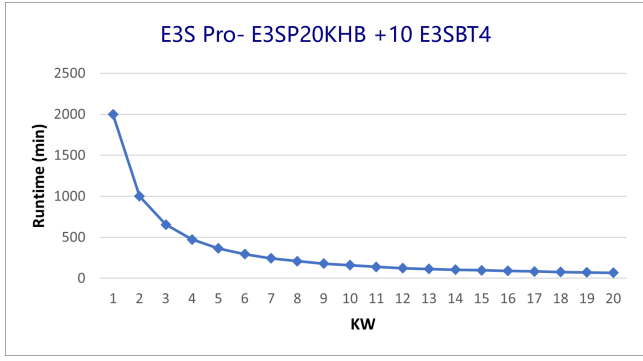
E3SP20KHB with 8 E3SBT4



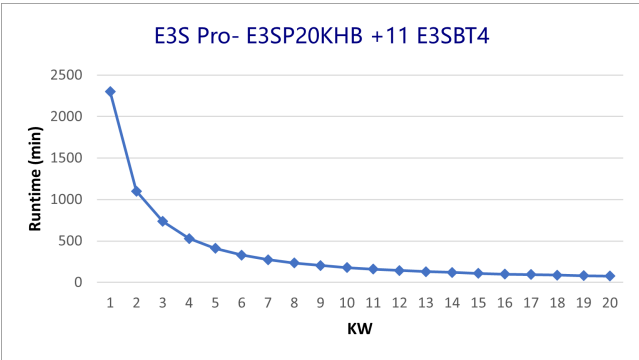
E3SP20KHB with 9 E3SBT4



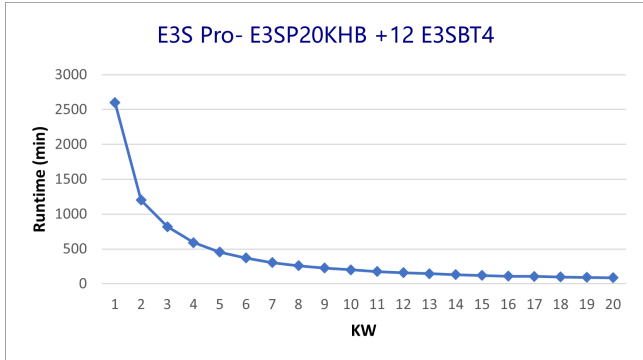
E3SP20KHB with 10 E3SBT4



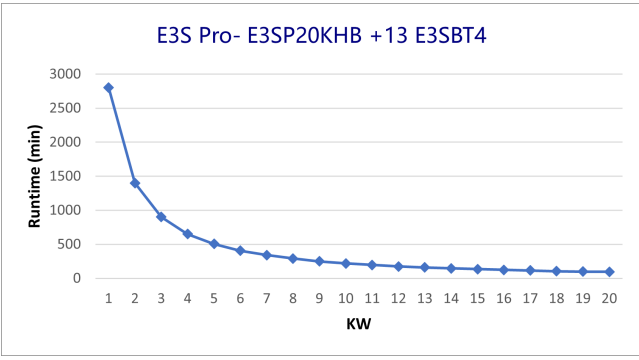
E3SP20KHB with 11 E3SBT4



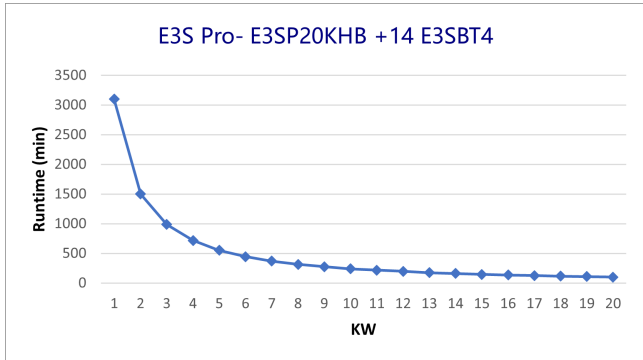
E3SP20KHB with 12 E3SBT4



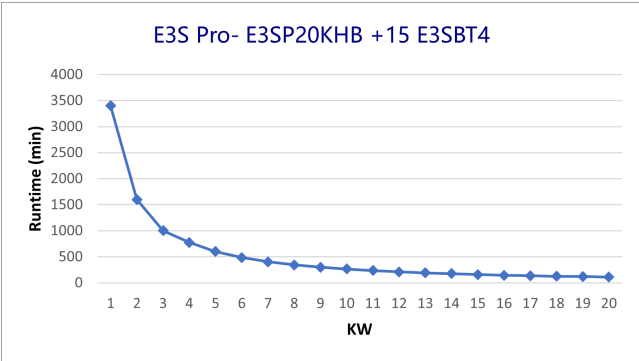
E3SP20KHB with 13 E3SBT4



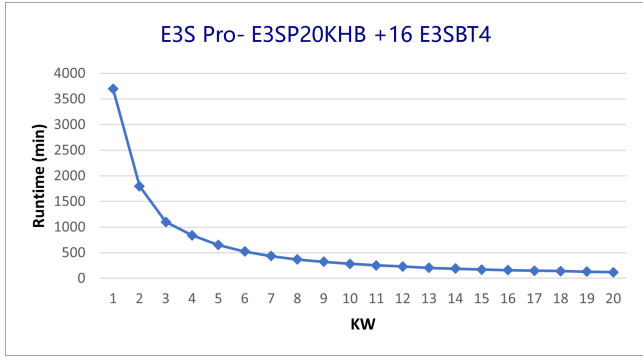
E3SP20KHB with 14 E3SBT4



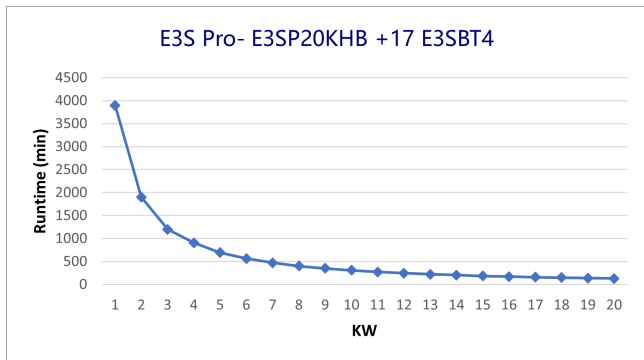
E3SP20KHB with 15 E3SBT4



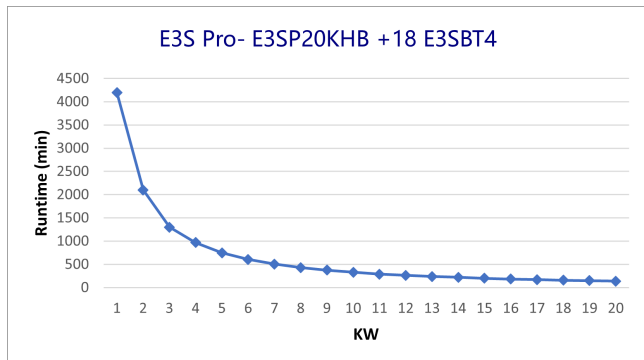
E3SP20KHB with 16 E3SBT4



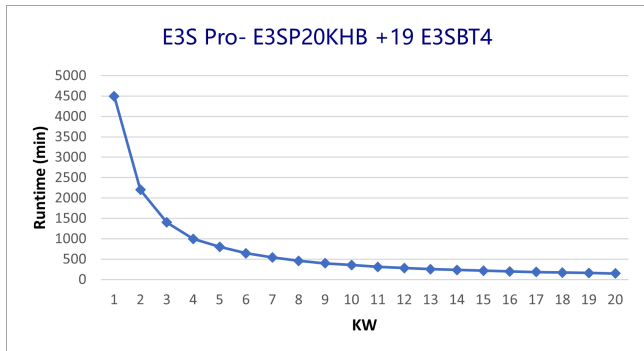
E3SP20KHB with 17 E3SBT4



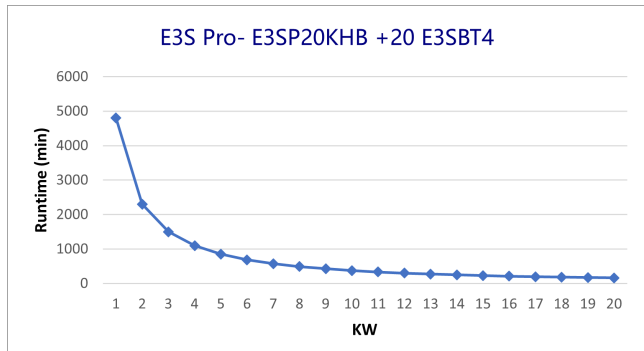
E3SP20KHB with 18 E3SBT4



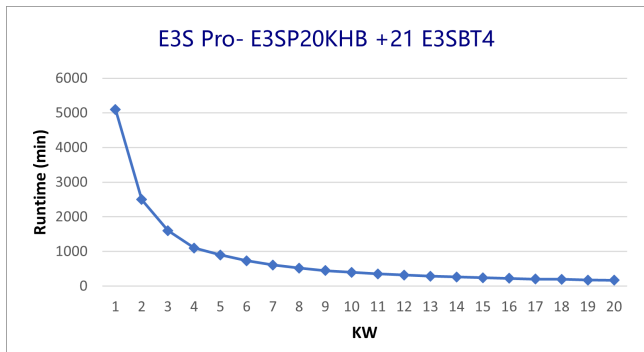
E3SP20KHB with 19 E3SBT4



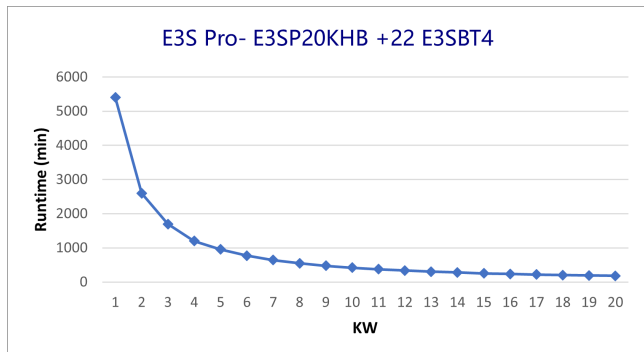
E3SP20KHB with 20 E3SBT4



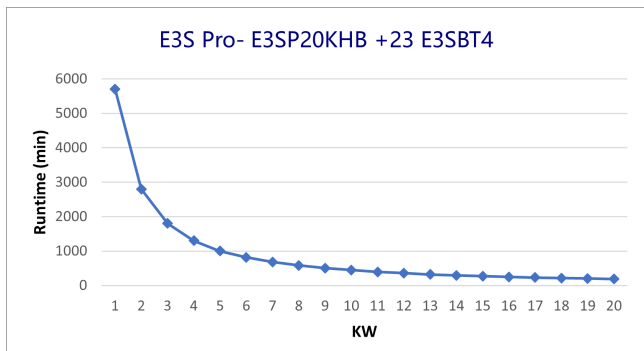
E3SP20KHB with 21 E3SBT4



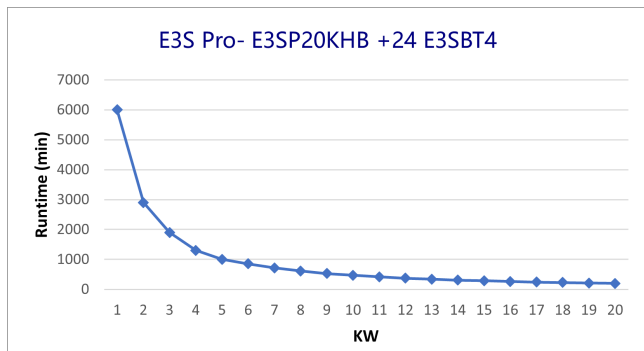
E3SP20KHB with 22 E3SBT4



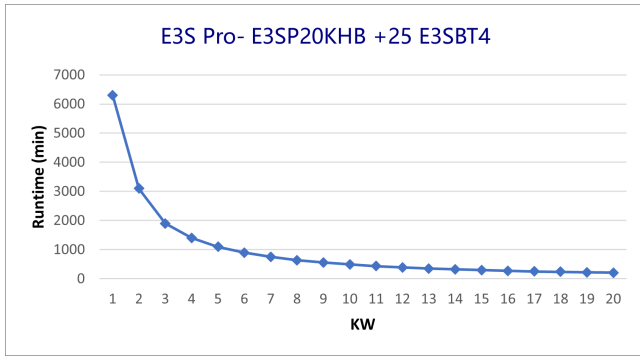
E3SP20KHB with 23 E3SBT4



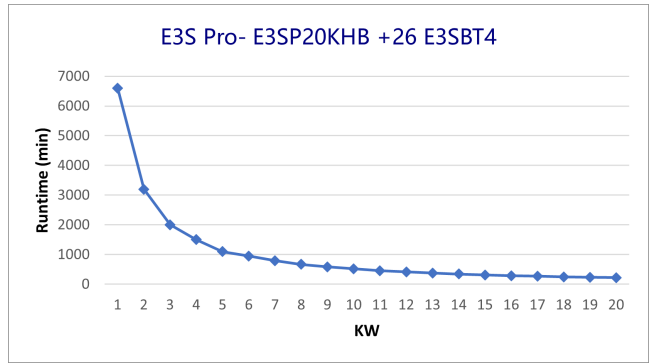
E3SP20KHB with 24 E3SBT4



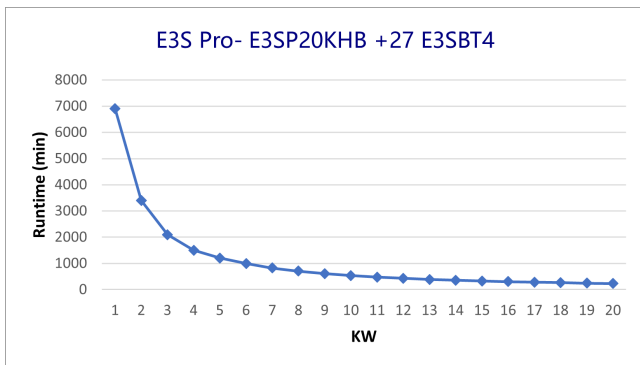
E3SP20KHB with 25 E3SBT4



E3SP20KHB with 26 E3SBT4



E3SP20KHB with 27 E3SBT4



E3SP30KHB Battery Runtimes

E3SP30KHB Runtime Estimation in Minutes (Table 1)

Number of modular battery strings	1 x E3SBT4	2 x E3SBT4	3 x E3SBT4	4 x E3SBT4	5 x E3SBT4	6 x E3SBT4	7 x E3SBT4	8 x E3SBT4	9 x E3SBT4
5% load (1.5 kW)	89.5	210	340	485	640	800	960	1100	1300
10% load (3 kW)	39.5	94.5	155	220	290	360	435	515	595
15% load (4.5 kW)	23.5	58	96	135	180	225	270	320	370
20% load (6 kW)	16	40.5	67.5	97	125	160	190	225	260
25% load (7.5 kW)	12	30.5	51.5	74	97.5	120	145	170	200
30% load (9 kW)	9.3	24	41	59	78	98	115	135	160
35% load (10.5 kW)	7.4	20	34	49	65	81.5	98.5	115	130
40% load (12 kW)	5.9	16.5	28.5	41	54.5	68.5	83	98	110
45% load (13.5 kW)	—	14	24	35	47	59	71.5	84.5	98
50% load (15 kW)	—	12	21	31	41.5	52	63	74.5	86.5
55% load (16.5 kW)	—	10.5	18.5	27	36.5	46	56	66	76.5
60% load (18 kW)	—	9.3	16.5	24	32.5	41	50	59	68.5
65% load (19.5 kW)	—	8.3	14.5	22	29.5	37.5	45.5	54	62.5
70% load (21 kW)	—	7.4	13	20	26.5	34	41	49	56.5
75% load (22.5 kW)	—	6.6	12	18	24.5	31	38	45	52
80% load (24 kW)	—	6	11	16.5	22.5	28.5	35	41.5	48
85% load (25.5 kW)	—	5.4	10	15	20.5	26	32	38	44.5
90% load (27 kW)	—	—	9.4	14	19	24.5	30	35.5	41.5
95% load (28.5 kW)	—	—	8.6	13	17.5	22.5	28	33	38.5
100% load (30 kW)	—	—	8	12	16.5	21	26	31	36

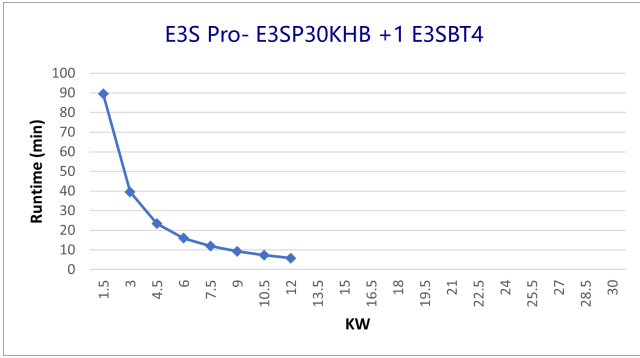
E3SP30KHB Runtime Estimation in Minutes (Table 2)

Number of modular battery strings	10 x E3SBT4	11 x E3SBT4	12 x E3SBT4	13 x E3SBT4	14 x E3SBT4	15 x E3SBT4	16 x E3SBT4	17 x E3SBT4	18 x E3SBT4
5% load (1.5 kW)	1400	1600	1800	2000	2200	2400	2600	2800	3000
10% load (3 kW)	675	760	845	930	1000	1100	1100	1200	1300
15% load (4.5 kW)	420	470	525	575	630	685	740	800	855
20% load (6 kW)	295	335	370	410	450	485	525	565	610
25% load (7.5 kW)	225	255	285	315	345	375	405	435	465
30% load (9 kW)	180	205	225	250	275	300	325	350	375
35% load (10.5 kW)	150	170	190	210	230	250	270	290	310
40% load (12 kW)	125	145	160	175	195	210	230	245	265
45% load (13.5 kW)	110	125	140	150	165	180	195	210	230
50% load (15 kW)	98.5	110	120	135	145	160	175	185	200
55% load (16.5 kW)	87.5	98.5	105	120	130	140	155	165	180
60% load (18 kW)	78.5	88	98	105	115	125	140	150	160
65% load (19.5 kW)	71	80	89.5	98.5	105	115	125	135	145
70% load (21 kW)	65	73	81.5	90	98.5	105	115	125	130
75% load (22.5 kW)	59.5	67	75	83	91	99	105	115	120
80% load (24 kW)	55	62	69	76.5	83.5	91	98.5	105	110
85% load (25.5 kW)	50.5	57	64	70.5	77.5	84.5	91.5	98.5	105
90% load (27 kW)	47.5	53.5	59.5	66	72.5	79	85.5	92	99
95% load (28.5 kW)	44	50	55.5	61.5	67.5	73.5	80	86	92.5
100% load (30 kW)	41.5	46.5	52	57.5	63	69	74.5	80.5	86.5

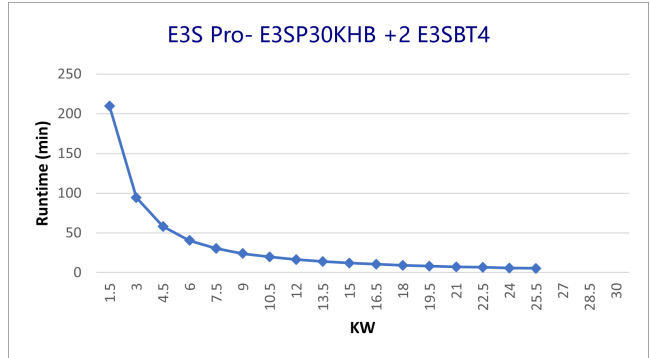
E3SP30KHB Runtime Estimation in Minutes (Table 3)

Number of modular battery strings	19 x E3SBT4	20 x E3SBT4	21 x E3SBT4	22 x E3SBT4	23 x E3SBT4	24 x E3SBT4	25 x E3SBT4	26 x E3SBT4	27 x E3SBT4	28 x E3SBT4
5% load (1.5 kW)	3200	3400	3600	3800	4000	4200	4500	4700	4900	5100
10% load (3 kW)	1400	1500	1600	1700	1800	1900	2000	2100	2200	2300
15% load (4.5 kW)	915	975	1000	1000	1100	1200	1200	1300	1400	1400
20% load (6 kW)	650	690	735	775	820	865	910	950	995	1000
25% load (7.5 kW)	500	530	565	595	630	665	695	730	765	800
30% load (9 kW)	400	425	450	480	505	530	560	585	615	640
35% load (10.5 kW)	335	355	375	400	420	445	465	490	510	535
40% load (12 kW)	280	300	320	340	355	375	395	415	435	455
45% load (13.5 kW)	245	260	275	290	310	325	340	360	375	390
50% load (15 kW)	215	230	245	260	270	285	300	315	330	345
55% load (16.5 kW)	190	205	215	230	240	255	270	280	295	310
60% load (18 kW)	170	180	195	205	215	230	240	250	265	275
65% load (19.5 kW)	155	165	175	185	195	210	220	230	240	250
70% load (21 kW)	140	150	160	170	180	190	200	210	220	230
75% load (22.5 kW)	130	140	150	155	165	175	185	190	200	210
80% load (24 kW)	120	130	135	145	150	160	170	175	185	195
85% load (25.5 kW)	110	120	125	135	140	150	155	165	170	180
90% load (27 kW)	105	110	115	125	130	140	145	155	160	170
95% load (28.5 kW)	99	105	110	115	125	130	135	145	150	155
100% load (30 kW)	92.5	98.5	105	110	115	120	130	135	140	145

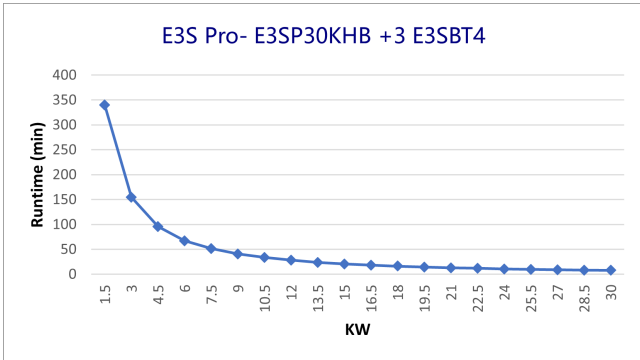
E3SP30KHB with 1 E3SBT4



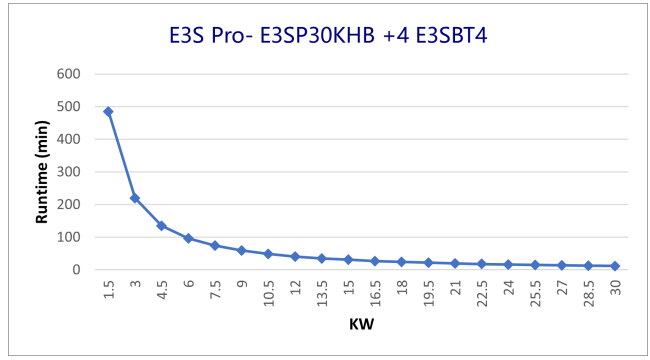
E3SP30KHB with 2 E3SBT4



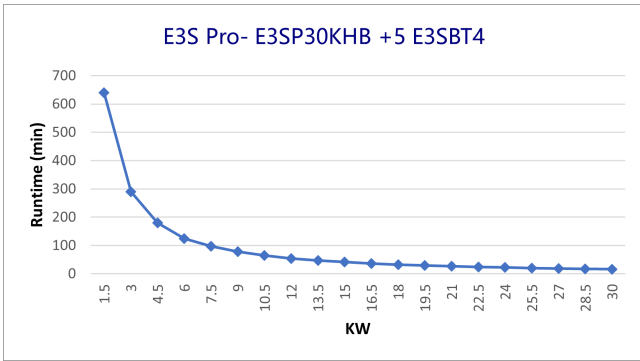
E3SP30KHB with 3 E3SBT4



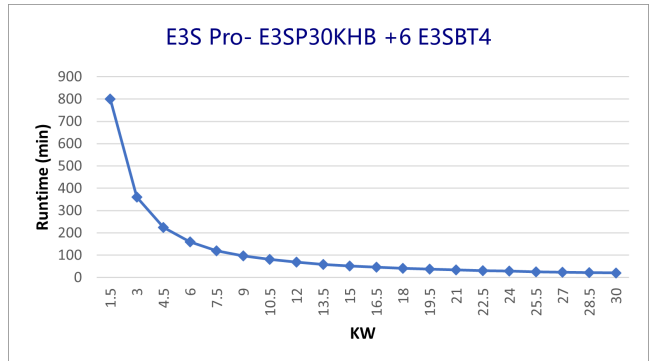
E3SP30KHB with 4 E3SBT4



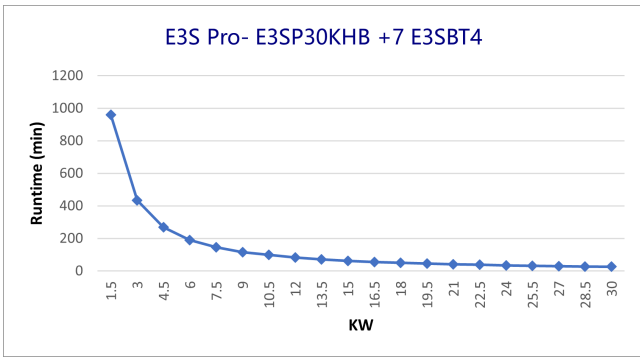
E3SP30KHB with 5 E3SBT4



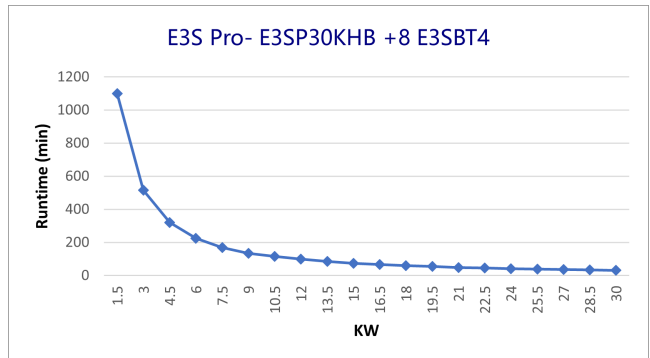
E3SP30KHB with 6 E3SBT4



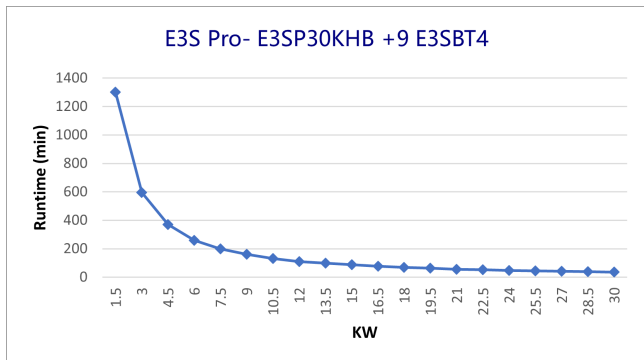
E3SP30KHB with 7 E3SBT4



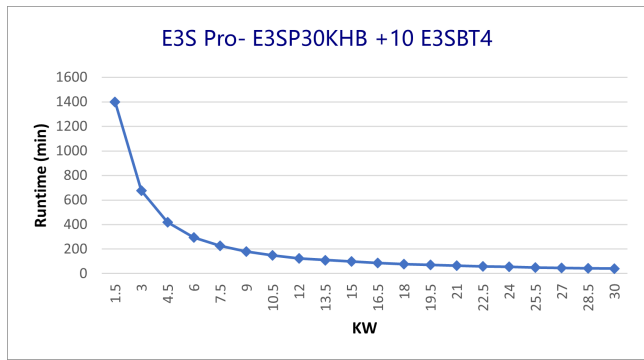
E3SP30KHB with 8 E3SBT4



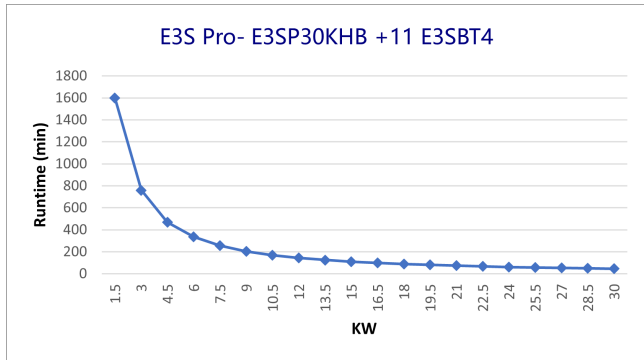
E3SP30KHB with 9 E3SBT4



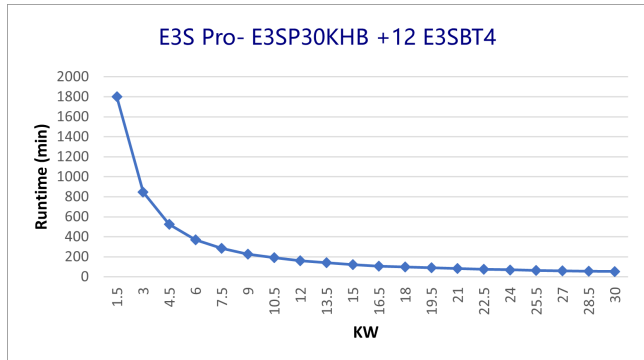
E3SP30KHB with 10 E3SBT4



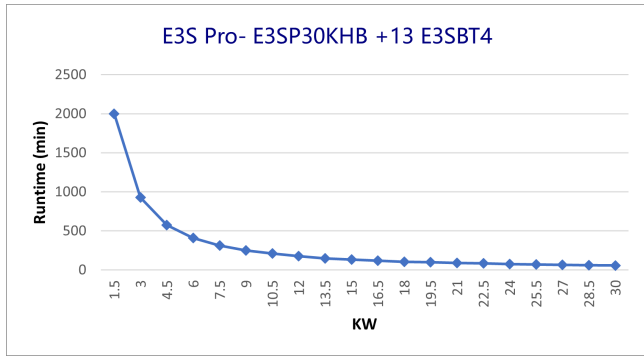
E3SP30KHB with 11 E3SBT4



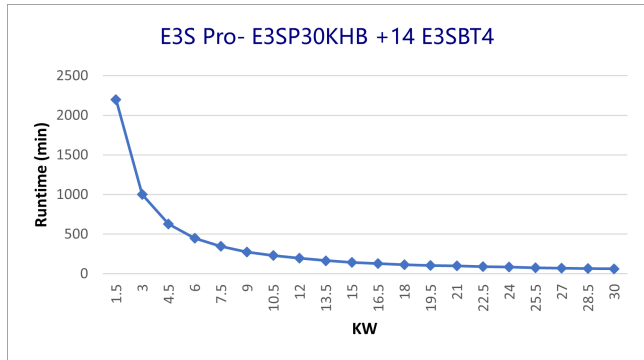
E3SP30KHB with 12 E3SBT4



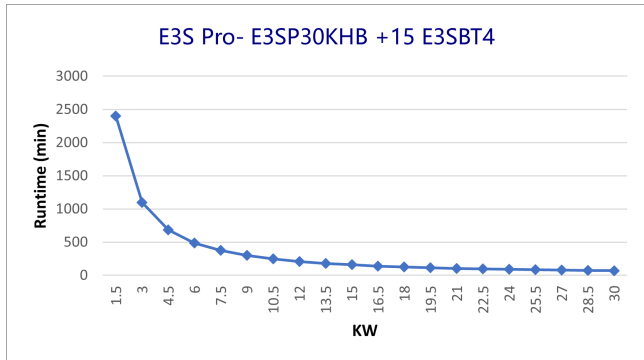
E3SP30KHB with 13 E3SBT4



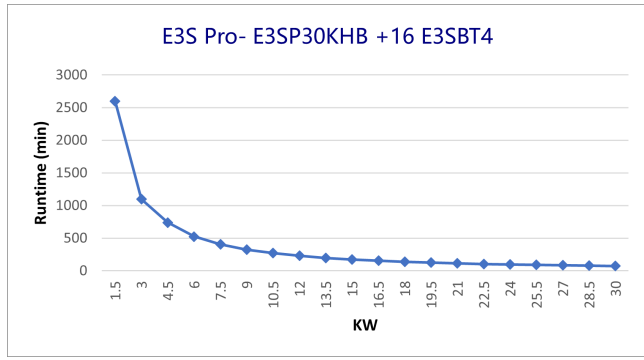
E3SP30KHB with 14 E3SBT4



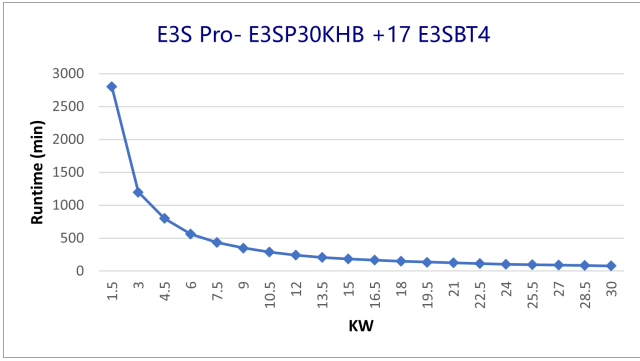
E3SP30KHB with 15 E3SBT4



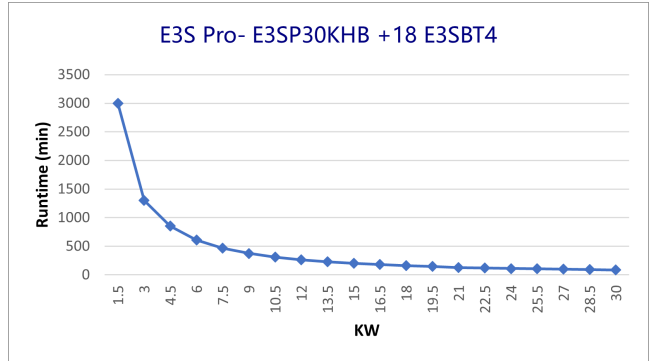
E3SP30KHB with 16 E3SBT4



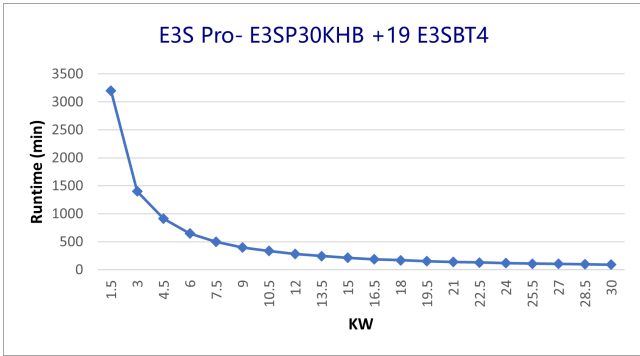
E3SP30KHB with 17 E3SBT4



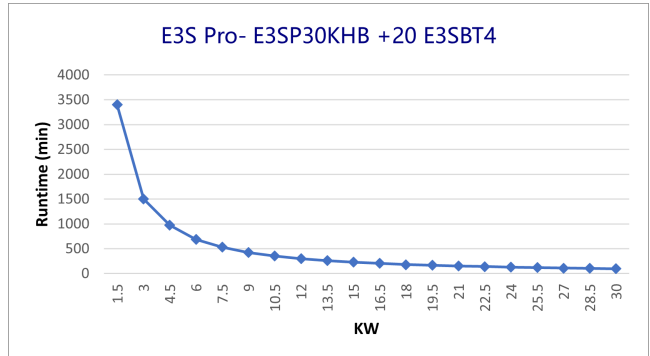
E3SP30KHB with 18 E3SBT4



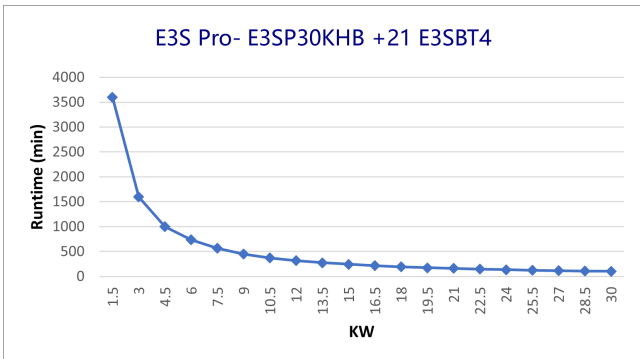
E3SP30KHB with 19 E3SBT4



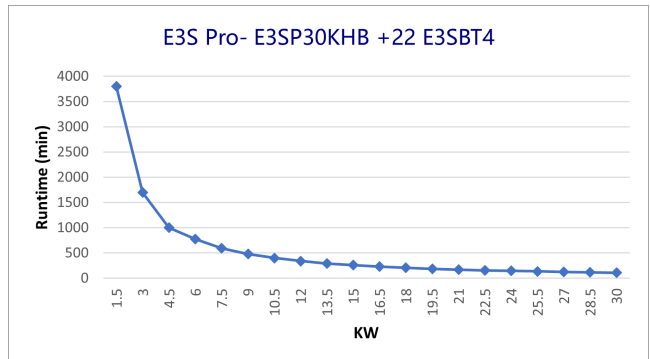
E3SP30KHB with 20 E3SBT4



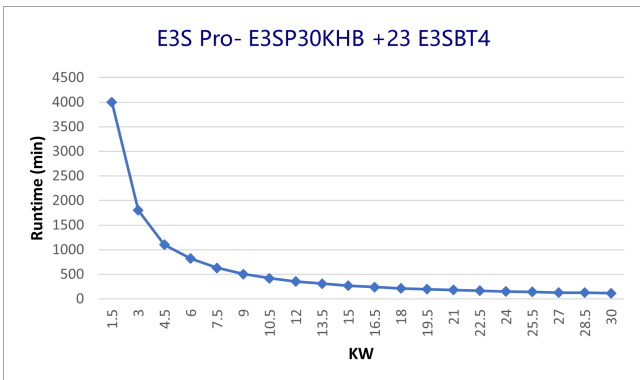
E3SP30KHB with 21 E3SBT4



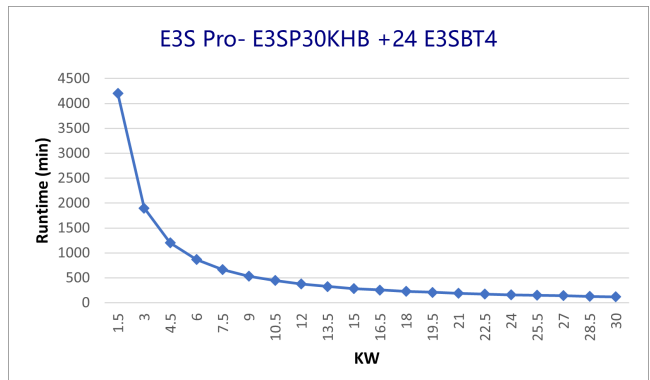
E3SP30KHB with 22 E3SBT4



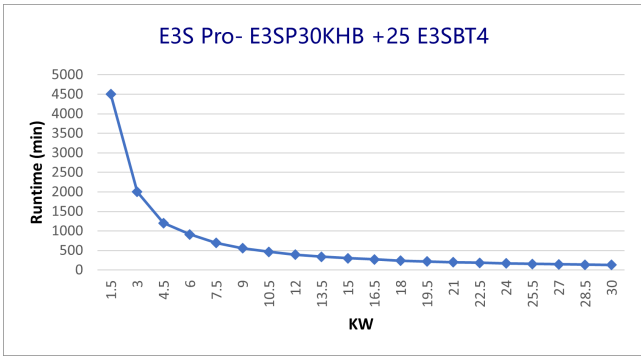
E3SP30KHB with 23 E3SBT4



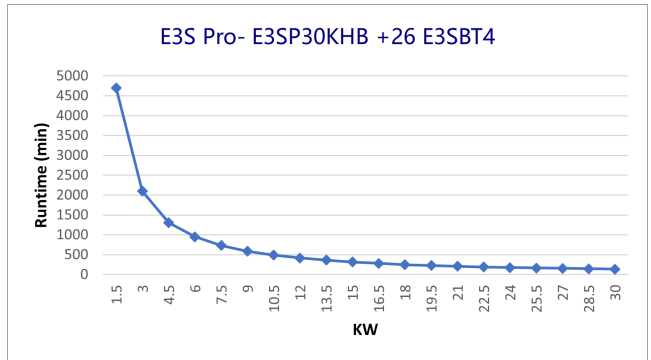
E3SP30KHB with 24 E3SBT4



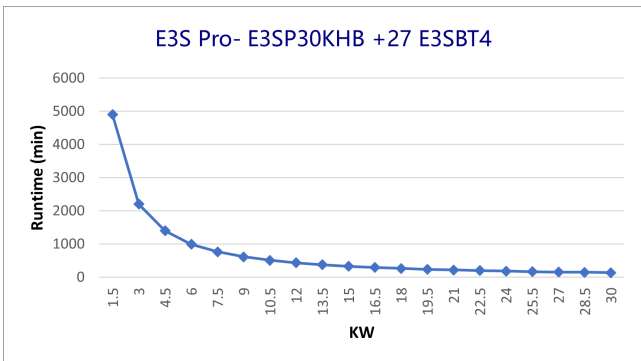
E3SP30KHB with 25 E3SBT4



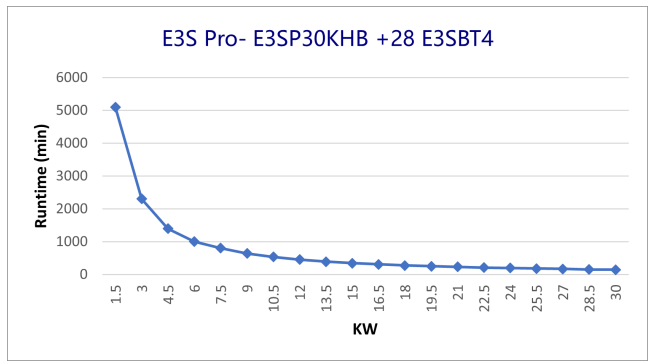
E3SP30KHB with 26 E3SBT4



E3SP30KHB with 27 E3SBT4



E3SP30KHB with 28 E3SBT4



E3SP40KHB Battery Runtimes

E3SP40KHB Runtime Estimation in Minutes (Table 1)

Number of modular battery strings	1 x E3SBT4	2 x E3SBT4	3 x E3SBT4	4 x E3SBT4	5 x E3SBT4	6 x E3SBT4	7 x E3SBT4	8 x E3SBT4	9 x E3SBT4
5% load (2 kW)	63	145	240	345	455	565	685	805	930
10% load (4 kW)	27	66	105	155	205	255	305	360	420
15% load (6 kW)	16	40.5	67.5	96.5	125	155	190	225	260
20% load (8 kW)	10.5	28	47	68	89.5	110	135	160	185
25% load (10 kW)	7.8	21	35.5	51	68	85	100	120	140
30% load (12 kW)	5.9	16.5	28.5	41	54.5	68.5	83	98	110
35% load (14 kW)	—	13	23	33.5	45	56.5	68.5	81	94
40% load (16 kW)	—	11	19.5	28.5	38	48	58	68.5	79.5
45% load (18 kW)	—	9.3	16.5	24	32.5	41	50	59	68.5
50% load (20 kW)	—	8	14	21	28.5	36	44	52	60.5
55% load (22 kW)	—	6.9	12.5	18.5	25	32	39	46	53.5
60% load (24 kW)	—	6	11	16.5	22.5	28.5	35	41.5	48
65% load (26 kW)	—	5.2	9.9	14.5	20	25.5	31.5	37.5	43.5
70% load (28 kW)	—	—	8.9	13.5	18	23	28.5	34	39.5
75% load (30 kW)	—	—	8	12	16.5	21	26	31	36
80% load (32 kW)	—	—	7.2	11	15	19.5	24	28.5	33.5
85% load (34 kW)	—	—	6.6	10	14	18	22	26.5	30.5
90% load (36 kW)	—	—	6	9.4	13	16.5	20.5	24.5	28.5
95% load (38 kW)	—	—	5.5	8.6	12	15.5	19	22.5	26.5
100% load (40 kW)	—	—	5	8	11	14	17.5	21	25

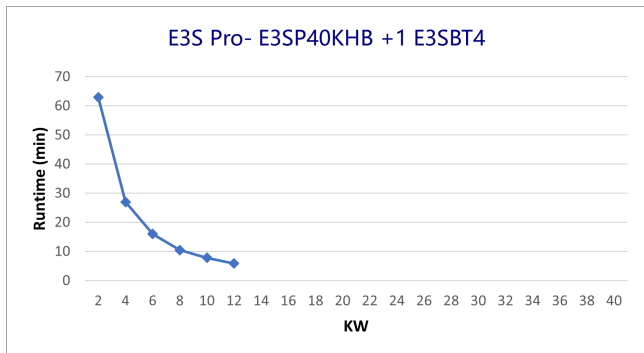
E3SP40KHB Runtime Estimation in Minutes (Table 2)

Number of modular battery strings	10 x E3SBT4	11 x E3SBT4	12 x E3SBT4	13 x E3SBT4	14 x E3SBT4	15 x E3SBT4	16 x E3SBT4	17 x E3SBT4	18 x E3SBT4
5% load (2 kW)	1000	1100	1300	1400	1500	1700	1800	2000	2100
10% load (4 kW)	475	535	595	655	715	780	845	910	975
15% load (6 kW)	295	330	370	405	445	485	525	565	605
20% load (8 kW)	210	235	260	290	315	345	370	400	430
25% load (10 kW)	160	180	200	220	240	260	280	305	325
30% load (12 kW)	125	145	160	175	195	210	230	245	265
35% load (14 kW)	105	120	130	145	160	175	190	205	220
40% load (16 kW)	90.5	100	110	125	135	145	160	170	185
45% load (18 kW)	78.5	88	98	105	115	125	140	150	160
50% load (20 kW)	69	78	86.5	96	105	110	120	130	140
55% load (22 kW)	61	69	77	85	93	100	110	115	125
60% load (24 kW)	55	62	69	76.5	83.5	91	98.5	105	110
65% load (26 kW)	49.5	56	62.5	69	75.5	82.5	89.5	96.5	100
70% load (28 kW)	45	51	57	63	69	75	81.5	88	94.5
75% load (30 kW)	41.5	47	52.5	58	63.5	69	75	81	87
80% load (32 kW)	38	43	48	53.5	58.5	64	69	74.5	80
85% load (34 kW)	35	40	44.5	49.5	54	59	64	69	74.5
90% load (36 kW)	32.5	37	41.5	46	50.5	55	59.5	64.5	69
95% load (38 kW)	30.5	34.5	38.5	43	47	51.5	55.5	60	64.5
100% load (40 kW)	28.5	32.5	36	40	44	48	52	56.5	60.5

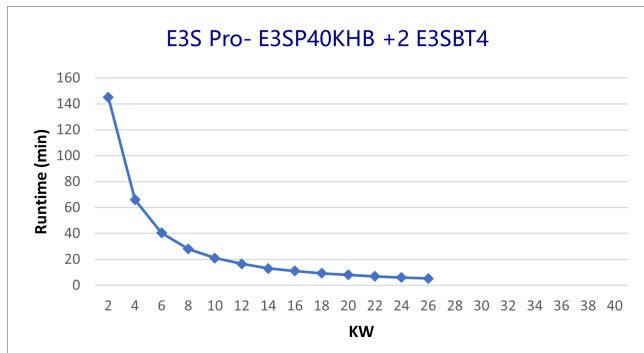
E3SP40KHB Runtime Estimation in Minutes (Table 3)

Number of modular battery strings	19 x E3SBT4	20 x E3SBT4	21 x E3SBT4	22 x E3SBT4	23 x E3SBT4	24 x E3SBT4	25 x E3SBT4	26 x E3SBT4	27 x E3SBT4	28 x E3SBT4
5% load (2 kW)	2300	2400	2600	2700	2900	3000	3200	3300	3500	3600
10% load (4 kW)	1000	1100	1100	1200	1300	1300	1400	1500	1500	1600
15% load (6 kW)	645	690	730	775	815	860	905	945	990	1000
20% load (8 kW)	460	490	520	550	580	610	640	670	705	735
25% load (10 kW)	350	370	395	415	440	465	490	510	535	560
30% load (12 kW)	280	300	320	340	355	375	395	415	435	455
35% load (14 kW)	235	250	265	280	295	310	325	345	360	375
40% load (16 kW)	200	210	225	235	250	265	275	290	305	320
45% load (18 kW)	170	180	195	205	215	230	240	250	265	275
50% load (20 kW)	150	160	170	180	190	200	210	220	235	245
55% load (22 kW)	135	145	150	160	170	180	190	200	205	215
60% load (24 kW)	120	130	135	145	150	160	170	175	185	195
65% load (26 kW)	110	115	125	130	140	145	155	160	170	175
70% load (28 kW)	100	105	110	120	125	130	140	145	155	160
75% load (30 kW)	93	99	105	110	115	120	130	135	140	150
80% load (32 kW)	85.5	91.5	97	100	105	110	120	125	130	135
85% load (8.5 kW)	79.5	84.5	90	95.5	100	105	110	115	120	125
90% load (36 kW)	74	79	84	89	94	99	100	105	110	115
95% load (38 kW)	69	73.5	78.5	83	87.5	92.5	97	100	105	110
100% load (40 kW)	65	69	73.5	78	82	86.5	91	96	100	105

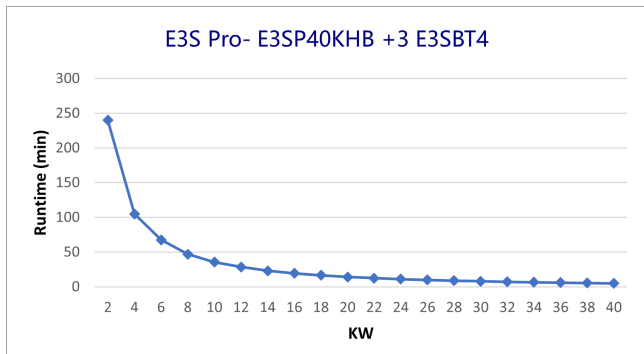
E3SP40KHB with 1 E3SBT4



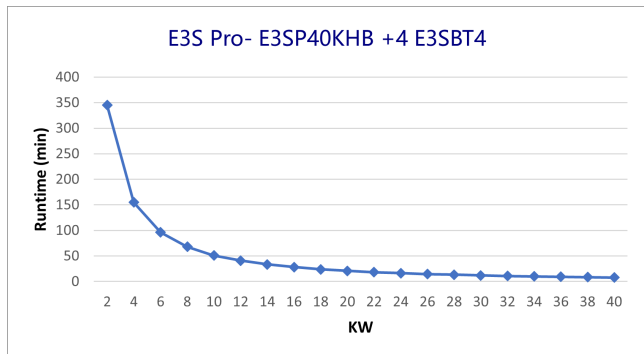
E3SP40KHB with 2 E3SBT4



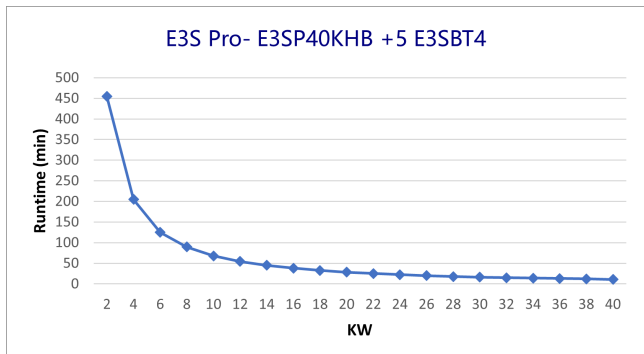
E3SP40KHB with 3 E3SBT4



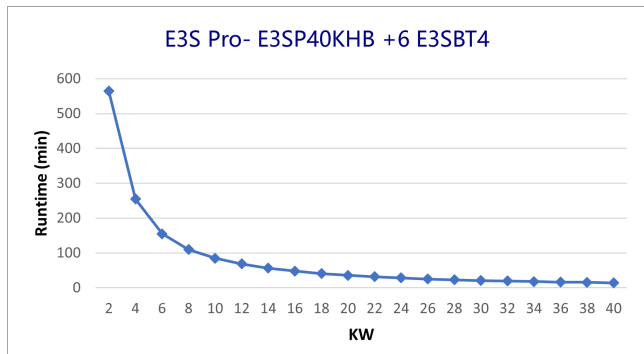
E3SP40KHB with 4 E3SBT4



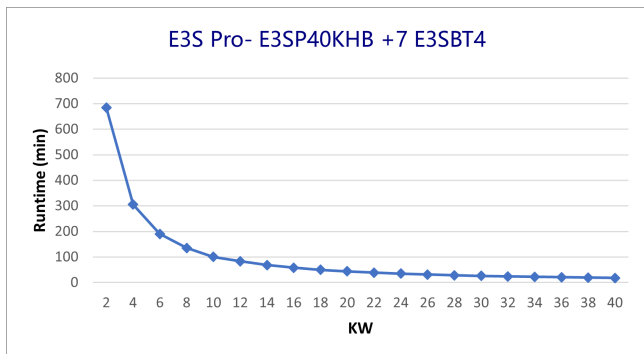
E3SP40KHB with 5 E3SBT4



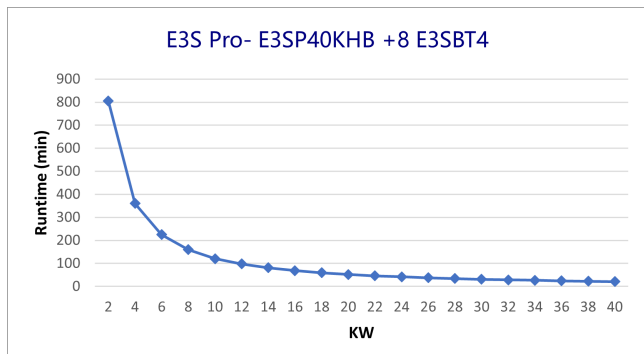
E3SP40KHB with 6 E3SBT4



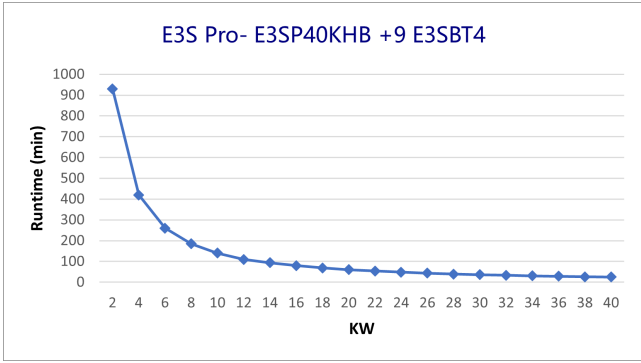
E3SP40KHB with 7 E3SBT4



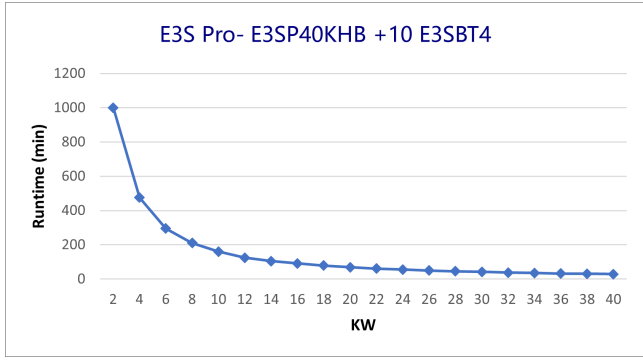
E3SP40KHB with 8 E3SBT4



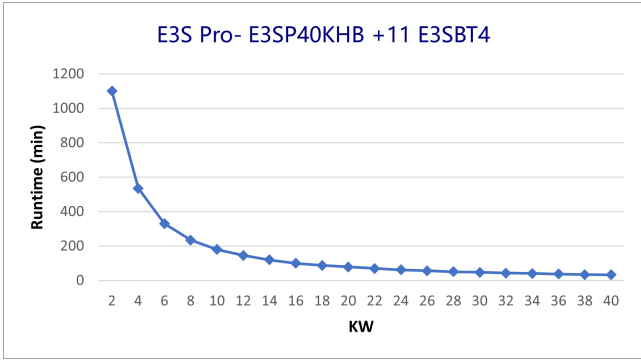
E3SP40KHB with 9 E3SBT4



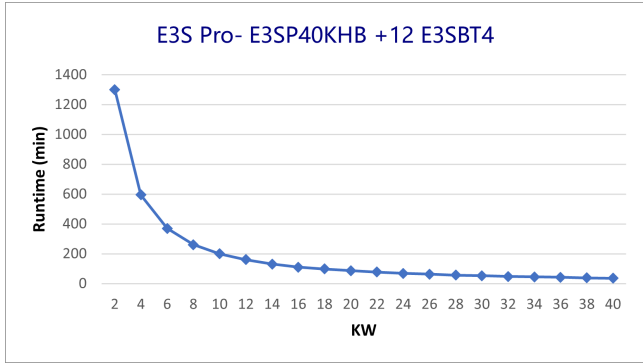
E3SP40KHB with 10 E3SBT4



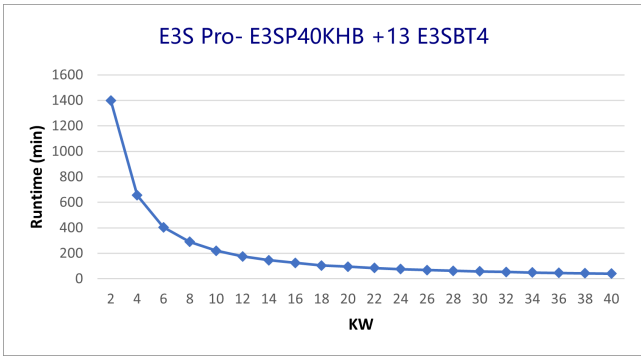
E3SP40KHB with 11 E3SBT4



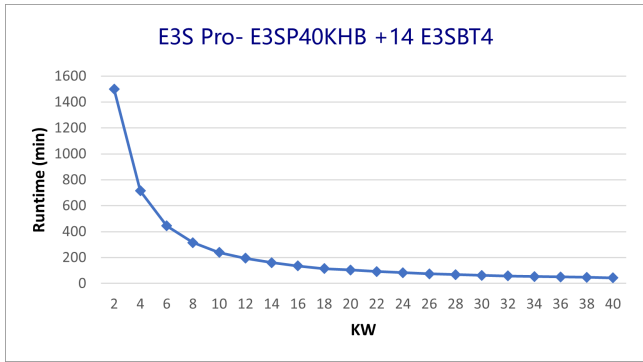
E3SP40KHB with 12 E3SBT4



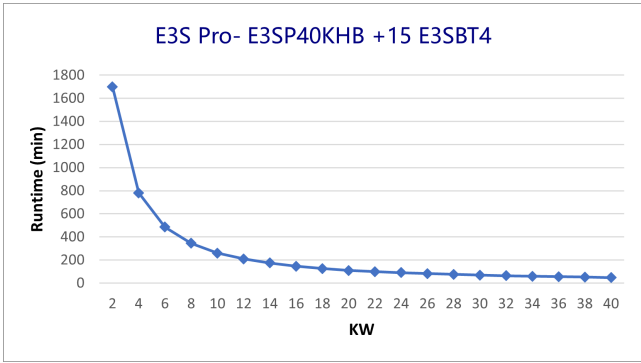
E3SP40KHB with 13 E3SBT4



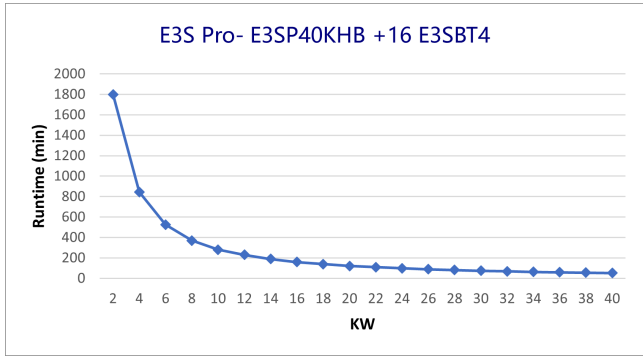
E3SP40KHB with 14 E3SBT4



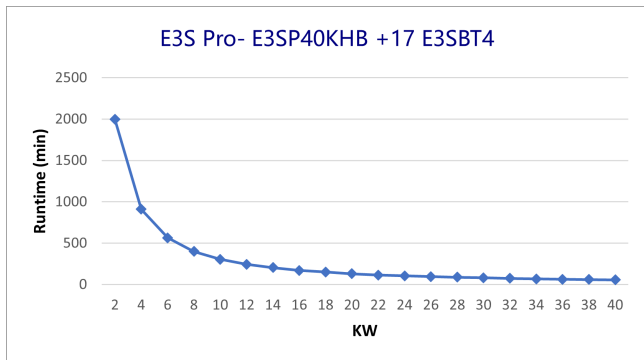
E3SP40KHB with 15 E3SBT4



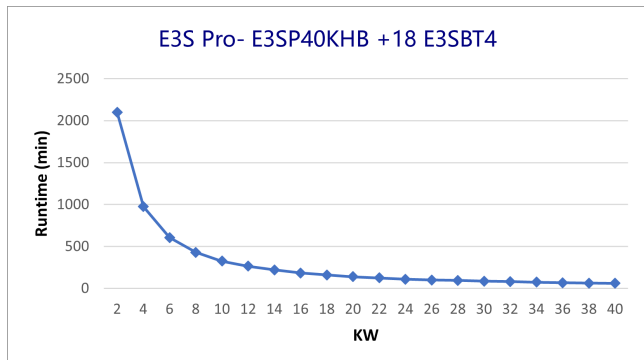
E3SP40KHB with 16 E3SBT4



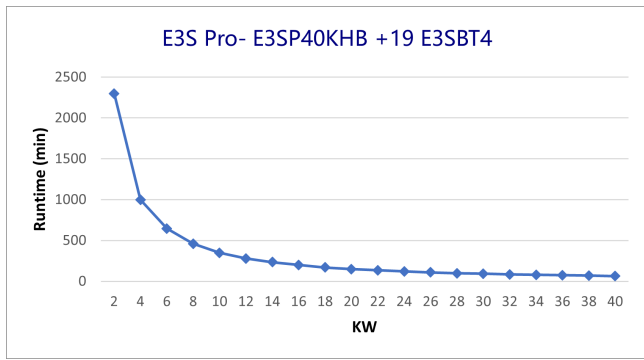
E3SP40KHB with 17 E3SBT4



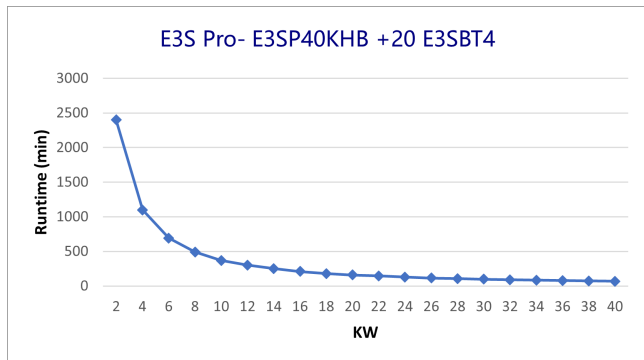
E3SP40KHB with 18 E3SBT4



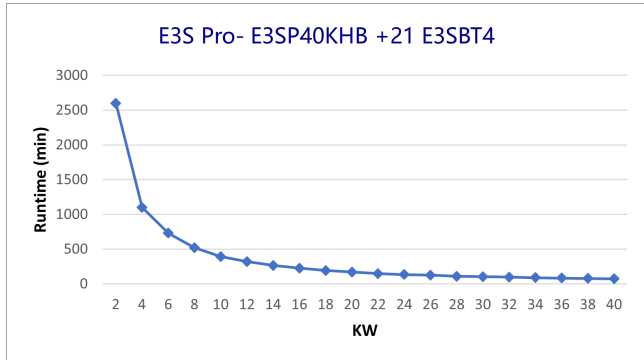
E3SP40KHB with 19 E3SBT4



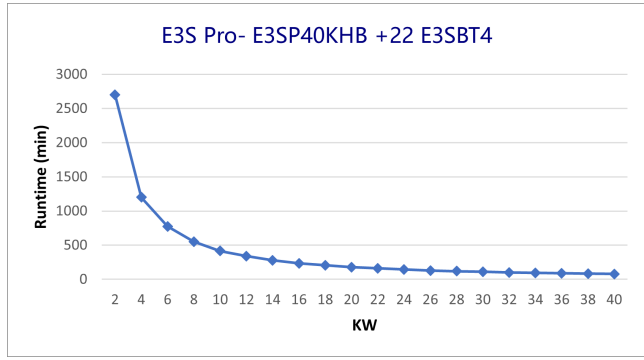
E3SP40KHB with 20 E3SBT4



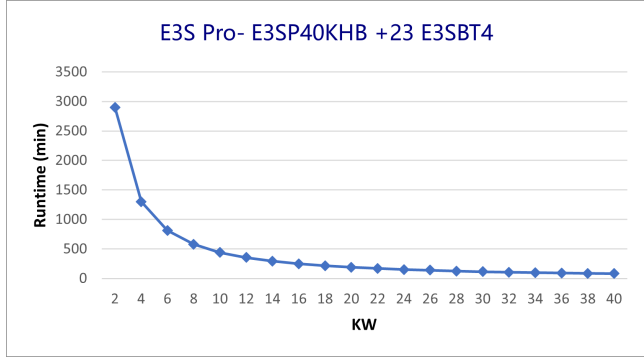
E3SP40KHB with 21 E3SBT4



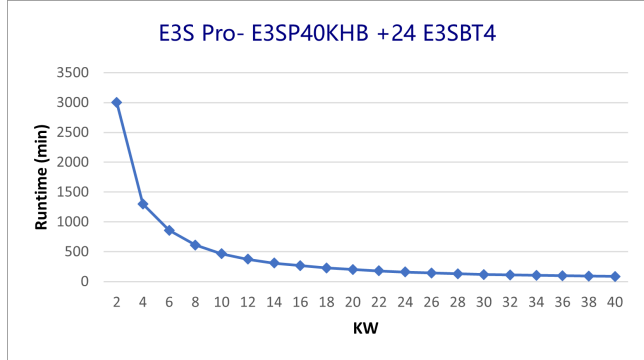
E3SP40KHB with 22 E3SBT4



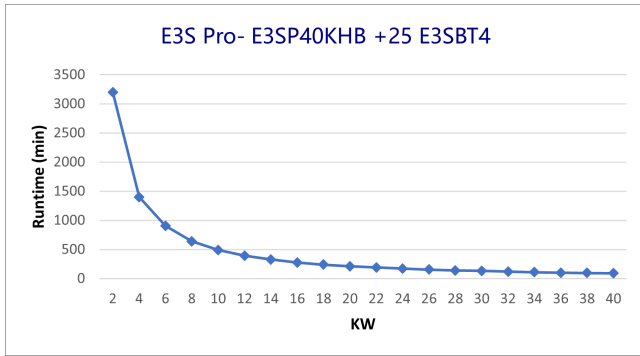
E3SP40KHB with 23 E3SBT4



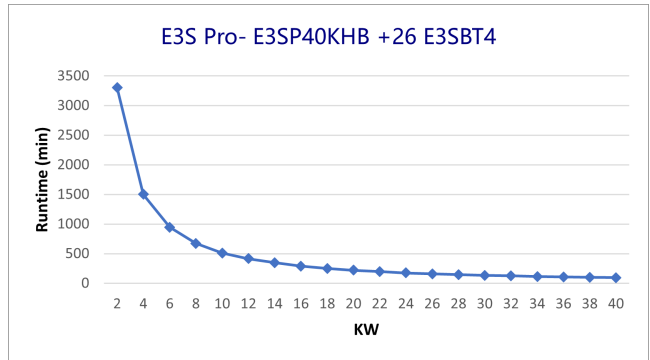
E3SP40KHB with 24 E3SBT4



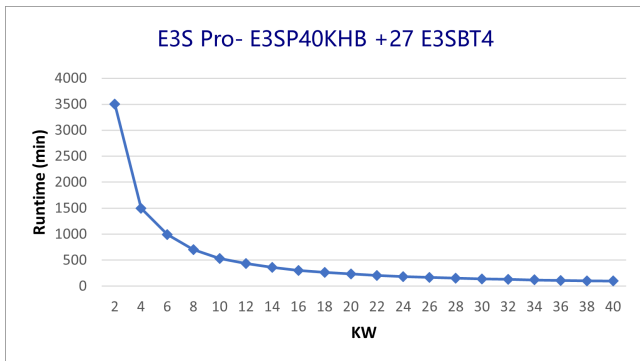
E3SP40KHB with 25 E3SBT4



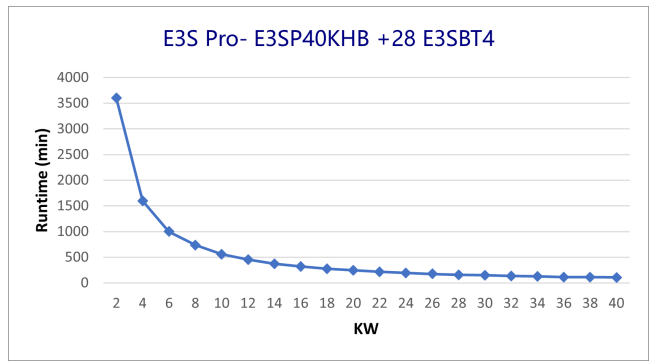
E3SP40KHB with 26 E3SBT4



E3SP40KHB with 27 E3SBT4



E3SP40KHB with 28 E3SBT4



Battery Runtimes for 3:3 UPSs with Internal Batteries and Modular Battery Cabinets (High Capacity Battery Modules)

Battery runtimes are listed in minutes at various load percentages and are estimated values based on battery manufacturer data for operation at 25 °C.

E3SP10KHB Battery Runtimes

E3SP10KHB Runtime Estimation in Minutes (Table 1)

Number of modular battery strings	1 x E3SBTH4	2 x E3SBTH4	3 x E3SBTH4	4 x E3SBTH4	5 x E3SBTH4	6 x E3SBTH4	7 x E3SBTH4	8 x E3SBTH4	9 x E3SBTH4
5% load (0.5 kW)	270	610	970	1300	1700	2100	2500	3000	3400
10% load (1 kW)	145	330	525	735	950	1100	1400	1600	1800
15% load (1.5 kW)	98.5	220	350	490	635	785	935	1000	1200
20% load (2 kW)	72.5	160	260	365	470	580	695	810	930
25% load (2.5 kW)	57	125	205	290	375	460	550	645	735
30% load (3 kW)	46.5	105	170	235	305	380	450	530	605
35% load (3.5 kW)	38.5	89	140	200	255	320	380	445	510
40% load (4 kW)	33	76.5	120	170	220	275	330	385	440
45% load (4.5 kW)	28.5	67	105	150	195	240	290	335	385
50% load (5 kW)	25	59	95.5	130	170	215	255	300	340
55% load (5.5 kW)	22.5	53	86	120	155	190	230	270	310
60% load (6 kW)	20	47.5	77.5	105	140	175	205	245	280
65% load (6.5 kW)	18	43.5	70.5	99.5	125	160	190	220	255
70% load (7 kW)	16.5	39.5	64.5	91	115	145	175	205	235
75% load (7.5 kW)	15	36.5	59.5	84	105	135	160	185	215
80% load (8 kW)	13.5	33.5	55	78	100	125	150	175	200
85% load (8.5 kW)	12.5	31	51.5	72.5	94.5	115	140	160	185
90% load (9 kW)	11.5	29	48	67.5	88	105	130	150	175
95% load (9.5 kW)	10.5	27	45	63.5	83	100	120	140	165
100% load (10 kW)	10	25.5	42.5	60	78	97	115	135	155

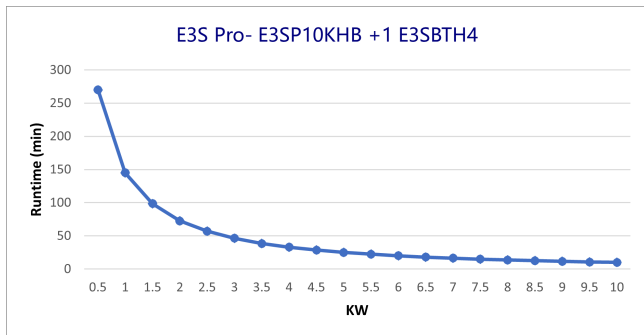
E3SP10KHB Runtime Estimation in Minutes (Table 2)

Number of modular battery strings	10 x E3SBTH4	11 x E3SBTH4	12 x E3SBTH4	13 x E3SBTH4	14 x E3SBTH4	15 x E3SBTH4	16 x E3SBTH4	17 x E3SBTH4	18 x E3SBTH4
5% load (0.5 kW)	3800	4300	4700	5200	5700	6100	6600	7100	7600
10% load (1 kW)	2100	2300	2600	2800	3100	3300	3600	3800	4100
15% load (1.5 kW)	1400	1500	1700	1900	2000	2200	2400	2600	2700
20% load (2 kW)	1000	1100	1200	1400	1500	1600	1800	1900	2000
25% load (2.5 kW)	830	930	1000	1100	1200	1300	1400	1500	1600
30% load (3 kW)	685	760	845	925	1000	1000	1100	1200	1300
35% load (3.5 kW)	575	640	710	780	850	920	990	1000	1100
40% load (4 kW)	495	555	615	675	735	795	855	915	980
45% load (4.5 kW)	435	485	540	590	645	695	750	805	860
50% load (5 kW)	385	430	480	525	570	620	665	715	765
55% load (5.5 kW)	350	390	430	470	515	555	600	645	685
60% load (6 kW)	315	350	390	425	465	505	545	585	620
65% load (6.5 kW)	285	320	355	390	425	460	495	530	570
70% load (7 kW)	265	295	325	360	390	425	455	490	520
75% load (7.5 kW)	245	270	300	330	360	390	420	450	480
80% load (8 kW)	225	250	280	305	335	360	390	420	445
85% load (8.5 kW)	210	235	260	285	310	340	365	390	415
90% load (9 kW)	195	220	245	265	290	315	340	365	390
95% load (9.5 kW)	185	205	230	250	275	295	320	345	365
100% load (10 kW)	175	195	215	235	260	280	300	325	345

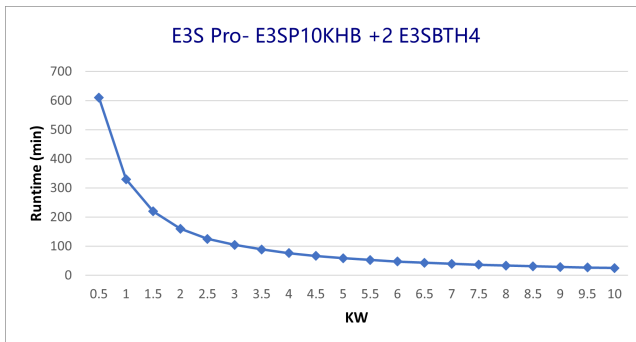
E3SP10KHB Runtime Estimation in Minutes (Table 3)

Number of modular battery strings	19 x E3SBTH4	20 x E3SBTH4	21 x E3SBTH4	22 x E3SBTH4	23 x E3SBTH4	24 x E3SBTH4	25 x E3SBTH4	26 x E3SBTH4	27 x E3SBTH4
5% load (0.5 kW)	8000	8500	9000	9500	10000	10500	11000	11600	12100
10% load (1 kW)	4400	4600	4900	5200	5400	5700	6000	6300	6600
15% load (1.5 kW)	2900	3100	3300	3400	3600	3800	4000	4200	4400
20% load (2 kW)	2100	2300	2400	2600	2700	2800	3000	3100	3200
25% load (2.5 kW)	1700	1800	1900	2000	2100	2200	2300	2500	2600
30% load (3 kW)	1400	1500	1600	1600	1700	1800	1900	2000	2100
35% load (3.5 kW)	1200	1200	1300	1400	1500	1500	1600	1700	1800
40% load (4 kW)	1000	1100	1100	1200	1300	1300	1400	1400	1500
45% load (4.5 kW)	915	970	1000	1000	1100	1200	1200	1300	1300
50% load (5 kW)	815	860	910	965	1000	1000	1100	1100	1200
55% load (5.5 kW)	730	775	820	865	910	955	1000	1000	1000
60% load (6 kW)	660	705	745	785	825	870	910	950	995
65% load (6.5 kW)	605	640	680	715	755	790	830	870	905
70% load (7 kW)	555	590	625	660	695	730	765	800	835
75% load (7.5 kW)	515	545	575	610	640	675	705	740	770
80% load (8 kW)	475	505	535	565	595	625	655	685	715
85% load (8.5 kW)	445	470	500	525	555	585	610	640	670
90% load (9 kW)	415	440	465	495	520	545	570	600	625
95% load (9.5 kW)	390	415	440	465	490	510	535	560	585
100% load (10 kW)	370	390	415	440	460	485	510	530	555

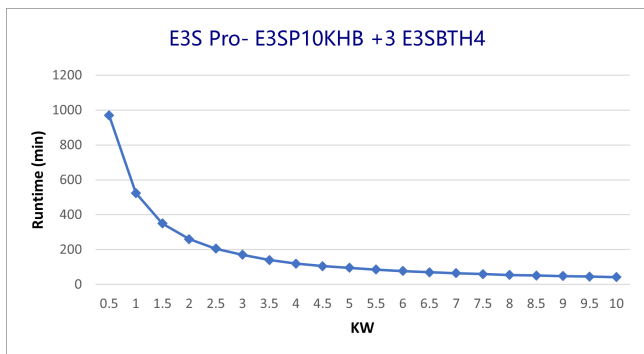
E3SP10KHB with 1 E3SBTH4



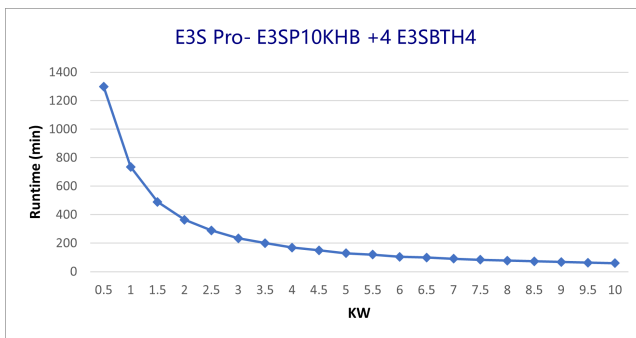
E3SP10KHB with 2 E3SBTH4



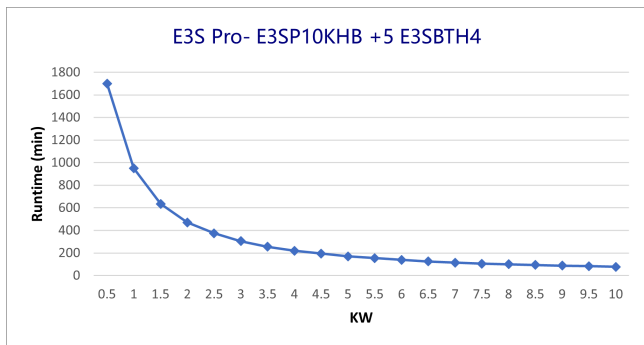
E3SP10KHB with 3 E3SBTH4



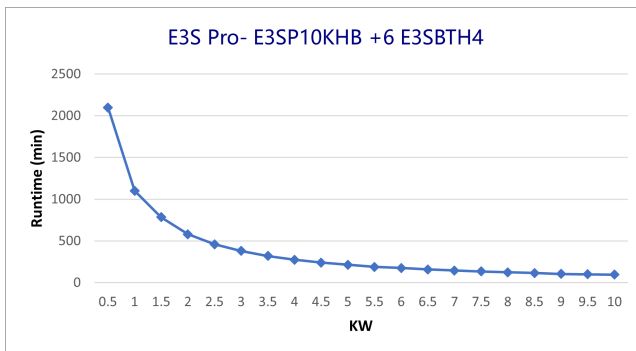
E3SP10KHB with 4 E3SBTH4



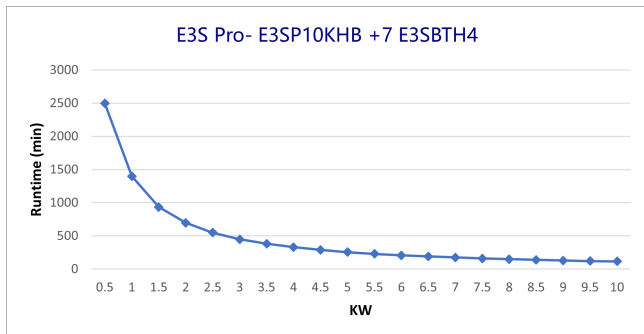
E3SP10KHB with 5 E3SBTH4



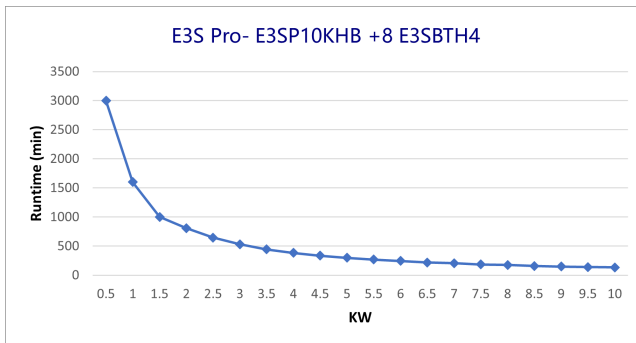
E3SP10KHB with 6 E3SBTH4



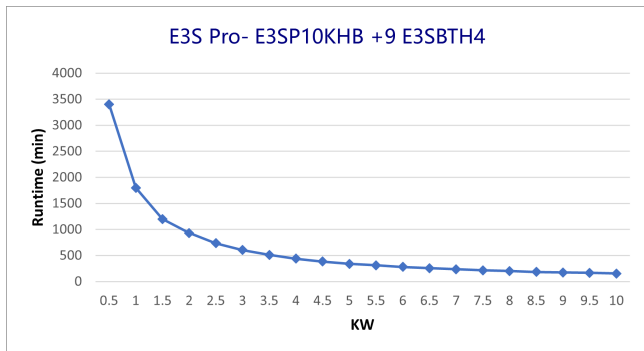
E3SP10KHB with 7 E3SBTH4



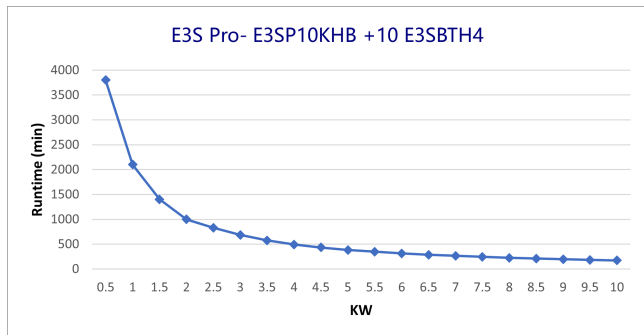
E3SP10KHB with 8 E3SBTH4



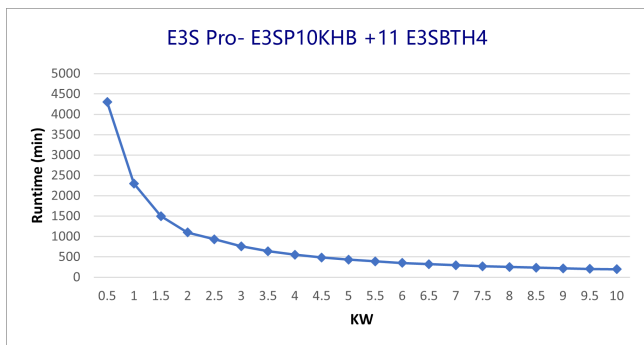
E3SP10KHB with 9 E3SBTH4



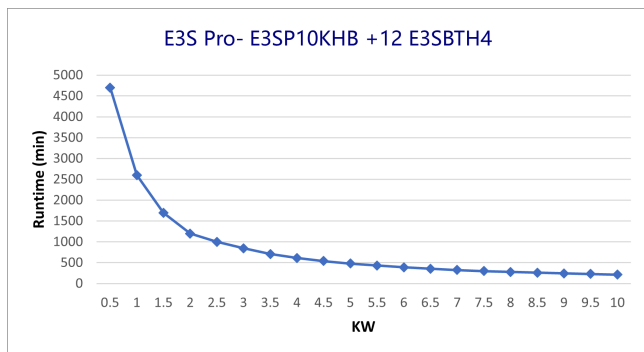
E3SP10KHB with 10 E3SBTH4



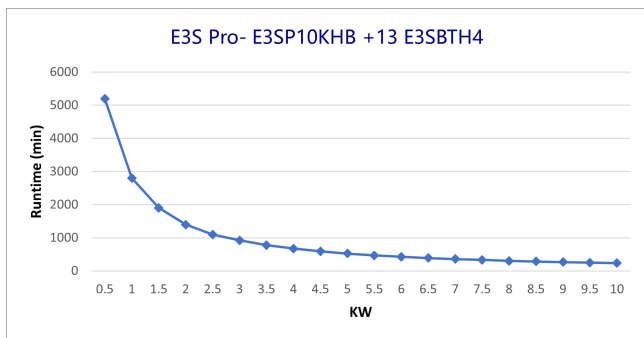
E3SP10KHB with 11 E3SBTH4



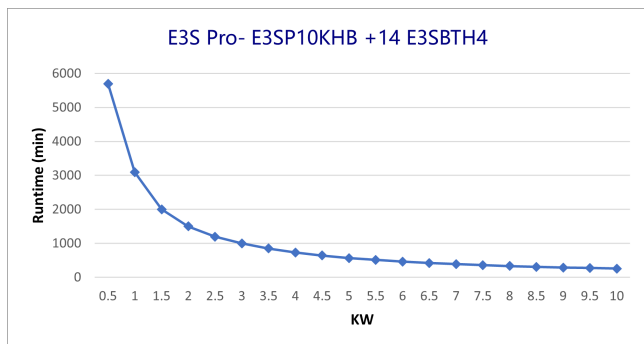
E3SP10KHB with 12 E3SBTH4



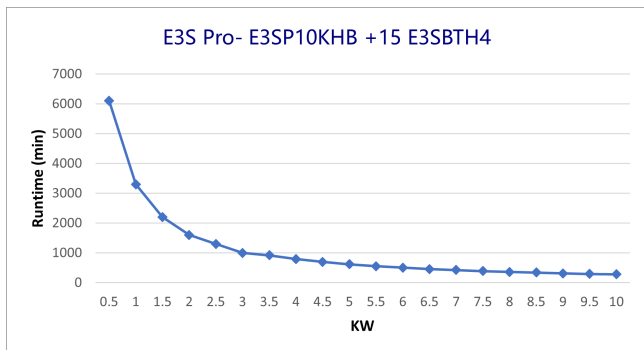
E3SP10KHB with 13 E3SBTH4



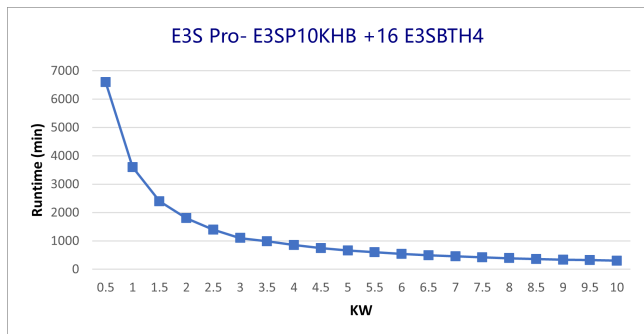
E3SP10KHB with 14 E3SBTH4



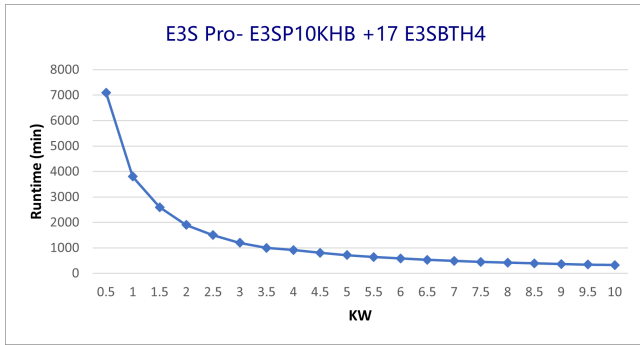
E3SP10KHB with 15 E3SBTH4



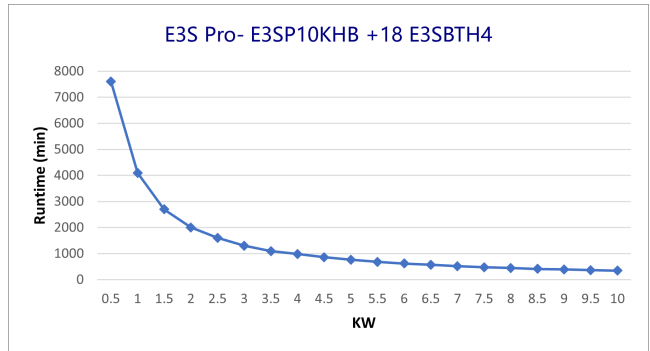
E3SP10KHB with 16 E3SBTH4



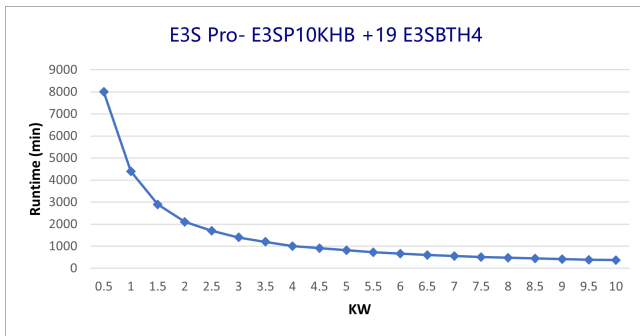
E3SP10KHB with 17 E3SBTH4



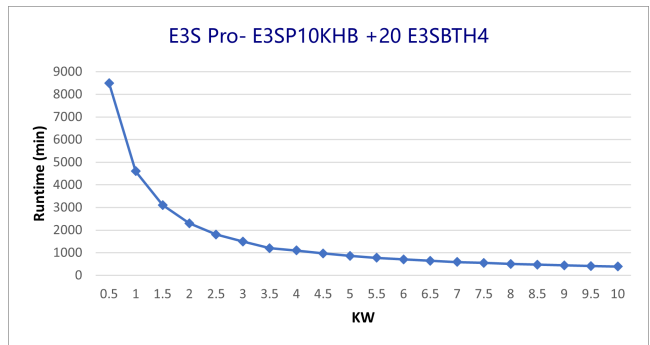
E3SP10KHB with 18 E3SBTH4



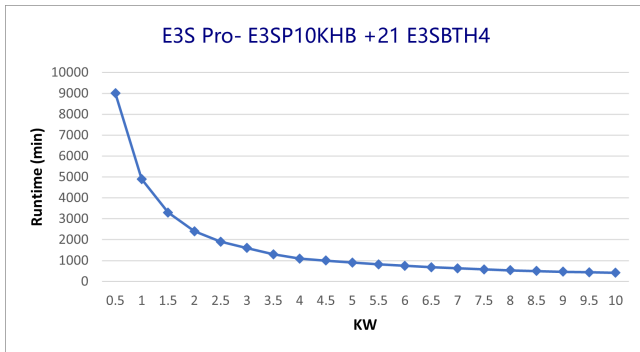
E3SP10KHB with 19 E3SBTH4



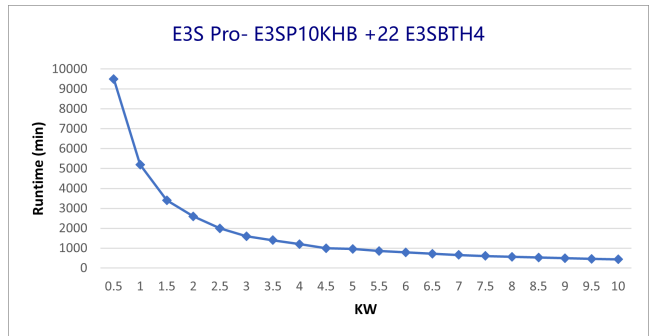
E3SP10KHB with 20 E3SBTH4



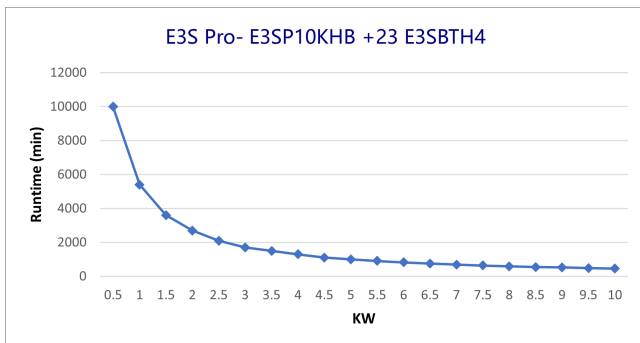
E3SP10KHB with 21 E3SBTH4



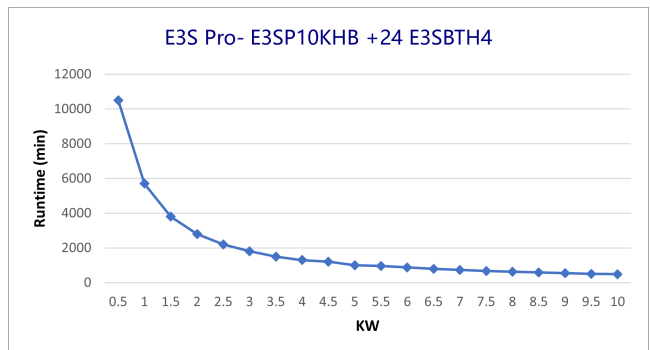
E3SP10KHB with 22 E3SBTH4



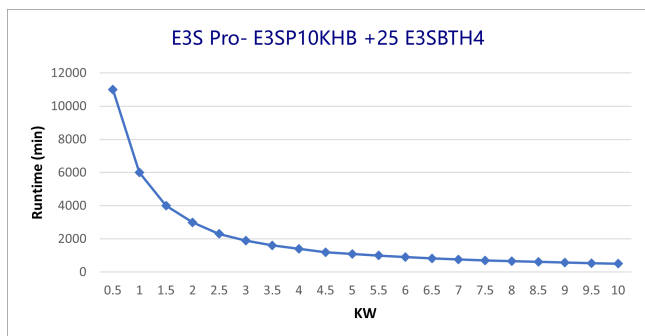
E3SP10KHB with 23 E3SBTH4



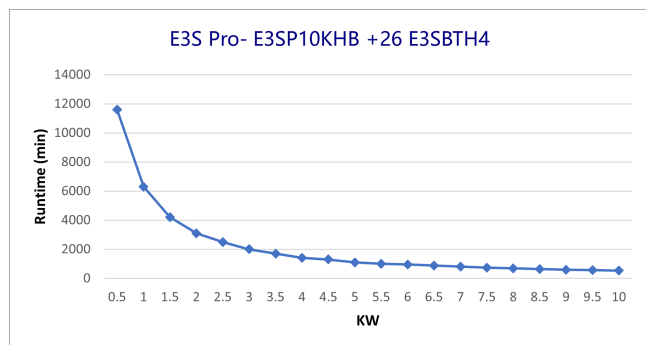
E3SP10KHB with 24 E3SBTH4



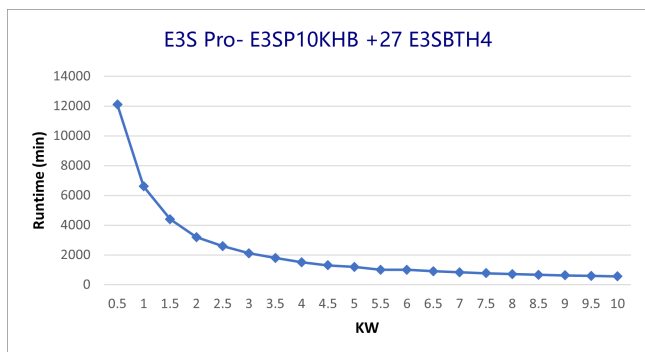
E3SP10KHB with 25 E3SBTH4



E3SP10KHB with 26 E3SBTH4



E3SP10KHB with 27 E3SBTH4



E3SP15KHB Battery Runtimes

E3SP15KHB Runtime Estimation in Minutes (Table 1)

Number of modular battery strings	1 x E3SBTH4	2 x E3SBTH4	3 x E3SBTH4	4 x E3SBTH4	5 x E3SBTH4	6 x E3SBTH4	7 x E3SBTH4	8 x E3SBTH4	9 x E3SBTH4
5% load (0.75 kW)	200	450	715	1000	1200	1500	1900	2200	2500
10% load (1.5 kW)	99.5	220	355	495	645	795	950	1100	1200
15% load (2.25 kW)	64	145	230	325	420	515	620	720	825
20% load (3 kW)	46.5	105	170	235	305	380	450	530	605
25% load (3.75 kW)	35.5	82.5	130	185	240	295	355	410	475
30% load (5.25 kW)	28.5	66.5	105	150	195	240	285	335	385
35% load (5.25 kW)	23.5	56	90.5	125	160	200	240	280	325
40% load (6 kW)	20	47.5	77.5	105	140	175	205	240	280
45% load (6.75 kW)	17	41.5	67.5	95	120	150	180	210	245
50% load (7.5 kW)	15	36.5	59.5	84	105	135	160	185	215
55% load (8.25 kW)	13	32.5	53	75	98	120	145	165	190
60% load (9 kW)	11.5	29	48	68	88.5	105	130	150	175
65% load (9.75 kW)	10	26	43.5	61.5	80	99	115	135	155
70% load (10.5 kW)	9.5	24	40	56.5	74	92	110	125	145
75% load (11.25 kW)	8.6	22	36.5	52	68	84.5	100	115	135
80% load (12 kW)	7.7	20	33.5	48	63	78	94	110	125
85% load (12.75 kW)	7	18.5	31.5	44.5	58.5	72.5	87	100	115
90% load (13.5 kW)	6.4	17	29	41.5	54.5	68	81.5	95.5	105
95% load (14.25 kW)	5.9	16	27	39	51	63.5	76.5	89.5	100
100% load (15 kW)	5.4	15	25.5	36.5	48	59.5	71.5	84	96.5

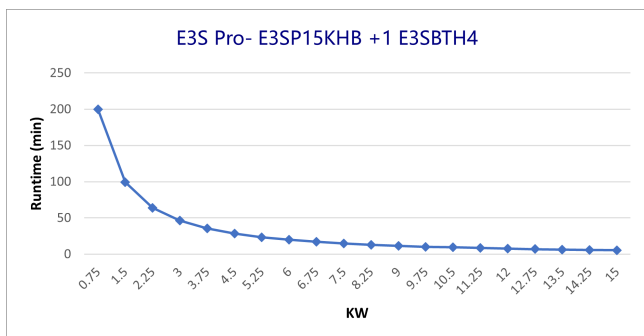
E3SP15KHB Runtime Estimation in Minutes (Table 2)

Number of modular battery strings	10 x E3SBTH4	11 x E3SBTH4	12 x E3SBTH4	13 x E3SBTH4	14 x E3SBTH4	15 x E3SBTH4	16 x E3SBTH4	17 x E3SBTH4	18 x E3SBTH4
5% load (0.75 kW)	2800	3100	3500	3800	4200	4500	4900	5200	5600
10% load (1.5 kW)	1400	1600	1700	1900	2100	2200	2400	2600	2800
15% load (2.25 kW)	935	1000	1100	1200	1300	1400	1600	1700	1800
20% load (3 kW)	685	760	845	925	1000	1000	1100	1200	1300
25% load (3.75 kW)	535	595	660	725	790	855	920	985	1000
30% load (5.25 kW)	435	485	535	590	640	695	750	805	860
35% load (5.25 kW)	365	410	450	495	540	585	630	675	725
40% load (6 kW)	315	350	390	425	465	505	540	580	620
45% load (6.75 kW)	275	305	340	375	405	440	475	510	545
50% load (7.5 kW)	245	270	300	330	360	390	420	450	480
55% load (8.25 kW)	220	245	270	295	325	350	375	405	430
60% load (9 kW)	195	220	245	270	290	315	340	365	390
65% load (9.75 kW)	180	200	220	245	265	285	310	330	355
70% load (10.5 kW)	165	185	205	225	245	265	285	305	330
75% load (11.25 kW)	150	170	190	205	225	245	265	285	305
80% load (12 kW)	140	155	175	190	210	225	245	260	280
85% load (12.75 kW)	130	145	160	180	195	210	225	245	260
90% load (13.5 kW)	120	135	150	165	180	195	210	230	245
95% load (14.25 kW)	115	130	140	155	170	185	200	215	230
100% load (15 kW)	105	120	135	145	160	175	185	200	215

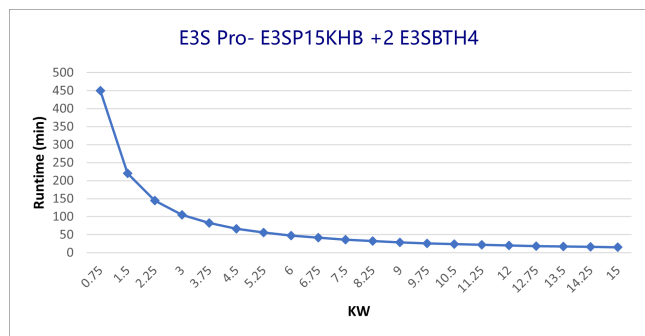
E3SP15KHB Runtime Estimation in Minutes (Table 3)

Number of modular battery strings	19 x E3SBTH4	20 x E3SBTH4	21 x E3SBTH4	22 x E3SBTH4	23 x E3SBTH4	24 x E3SBTH4	25 x E3SBTH4	26 x E3SBTH4	27 x E3SBTH4
5% load (0.75 kW)	5900	6300	6700	7000	7400	7800	8100	8500	8900
10% load (1.5 kW)	2900	3100	3300	3500	3700	3900	4100	4200	4400
15% load (2.25 kW)	1900	2000	2100	2300	2400	2500	2600	2800	2900
20% load (3 kW)	1400	1500	1600	1600	1700	1800	1900	2000	2100
25% load (3.75 kW)	1100	1100	1200	1300	1300	1400	1500	1600	1600
30% load (5.25 kW)	915	970	1000	1000	1100	1100	1200	1300	1300
35% load (5.25 kW)	770	815	865	910	960	1000	1000	1100	1100
40% load (6 kW)	660	700	740	785	825	865	910	950	990
45% load (6.75 kW)	580	615	650	685	720	760	795	830	870
50% load (7.5 kW)	515	545	575	610	640	670	705	735	770
55% load (8.25 kW)	460	490	515	545	575	605	630	660	690
60% load (9 kW)	415	440	470	495	520	545	570	600	625
65% load (9.75 kW)	380	400	425	450	470	495	520	545	565
70% load (10.5 kW)	350	370	395	415	435	460	480	505	525
75% load (11.25 kW)	320	340	360	380	405	425	445	465	485
80% load (12 kW)	300	315	335	355	375	390	410	430	450
85% load (12.75 kW)	280	295	310	330	345	365	385	400	420
90% load (13.5 kW)	260	275	290	310	325	340	360	375	390
95% load (14.25 kW)	245	260	275	290	305	320	335	350	365
100% load (15 kW)	230	245	260	270	285	300	315	330	345

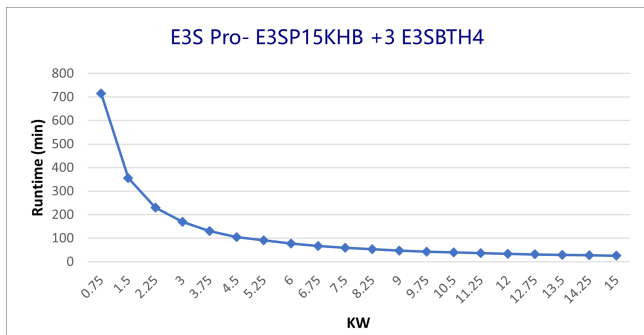
E3SP15KHB with 1 E3SBTH4



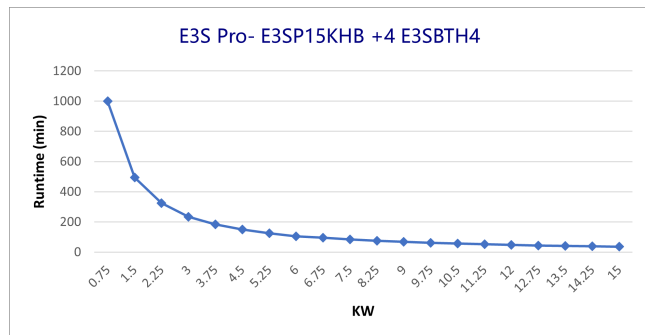
E3SP15KHB with 2 E3SBTH4



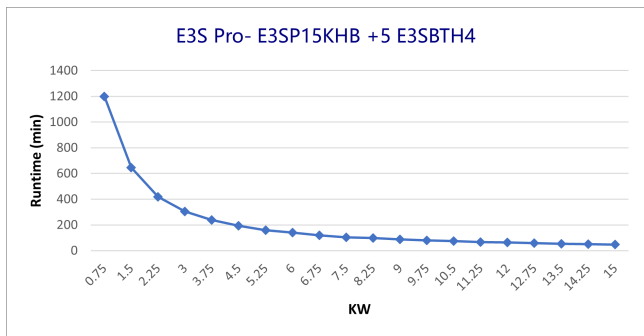
E3SP15KHB with 3 E3SBTH4



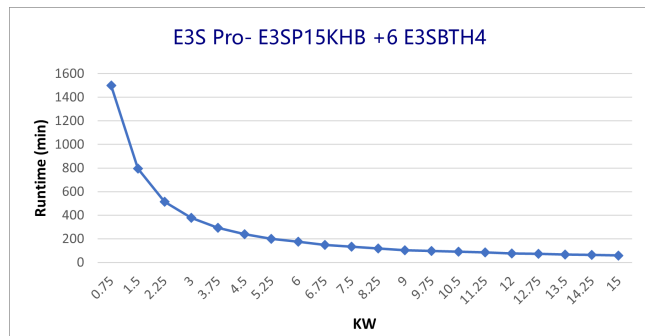
E3SP15KHB with 4 E3SBTH4



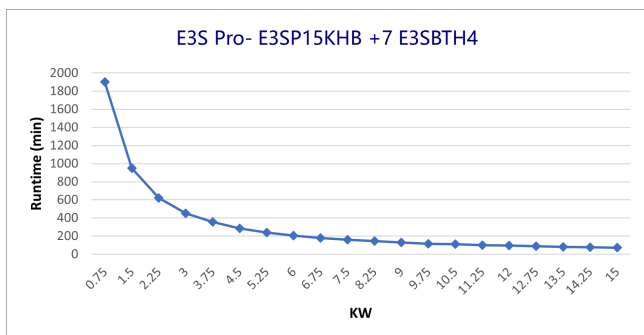
E3SP15KHB with 5 E3SBTH4



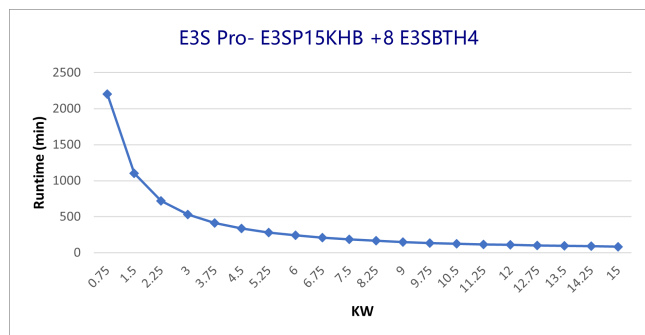
E3SP15KHB with 6 E3SBTH4



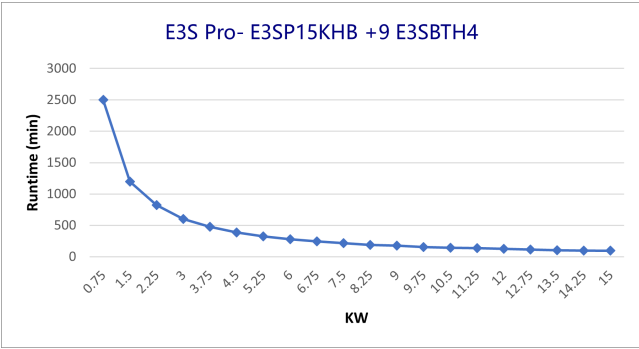
E3SP15KHB with 7 E3SBTH4



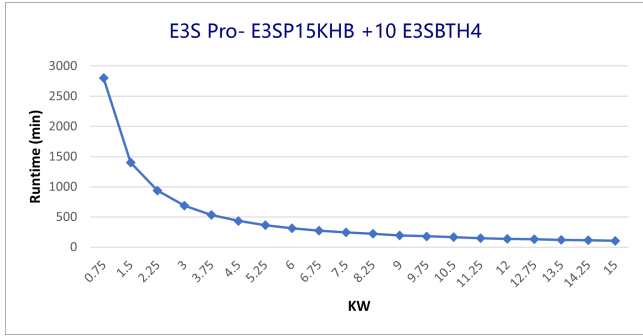
E3SP15KHB with 8 E3SBTH4



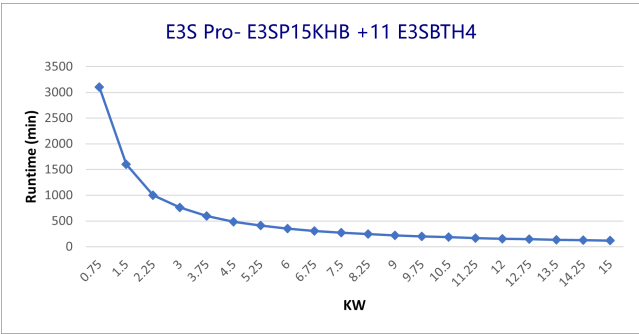
E3SP15KHB with 9 E3SBTH4



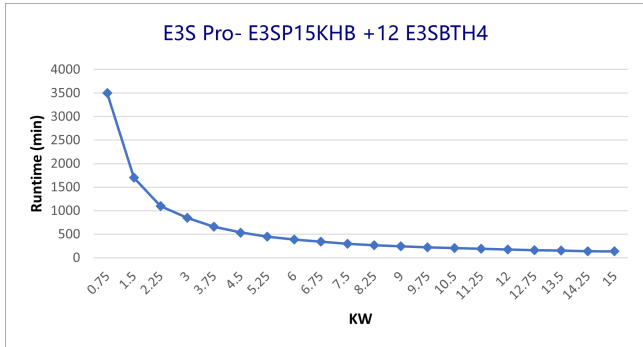
E3SP15KHB with 10 E3SBTH4



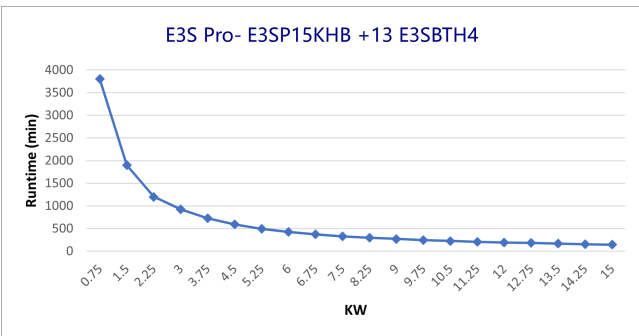
E3SP15KHB with 11 E3SBTH4



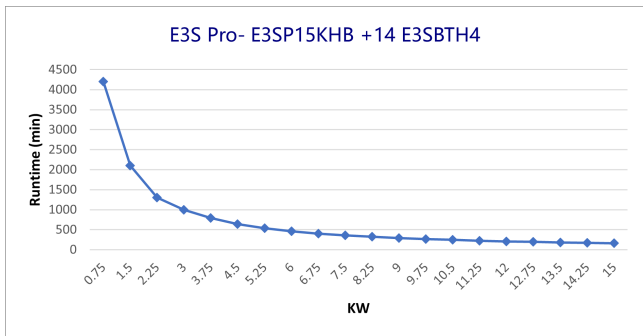
E3SP15KHB with 12 E3SBTH4



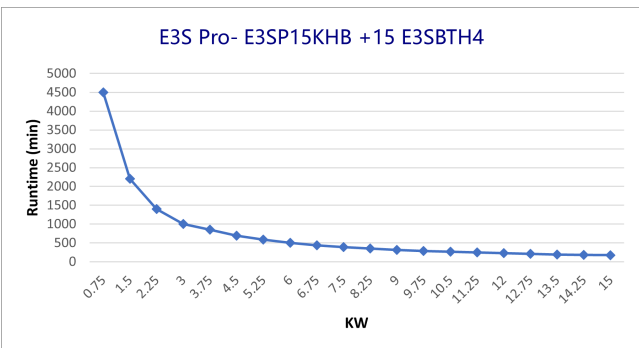
E3SP15KHB with 13 E3SBTH4



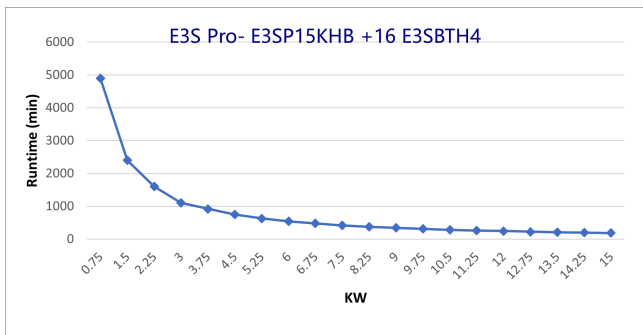
E3SP15KHB with 14 E3SBTH4



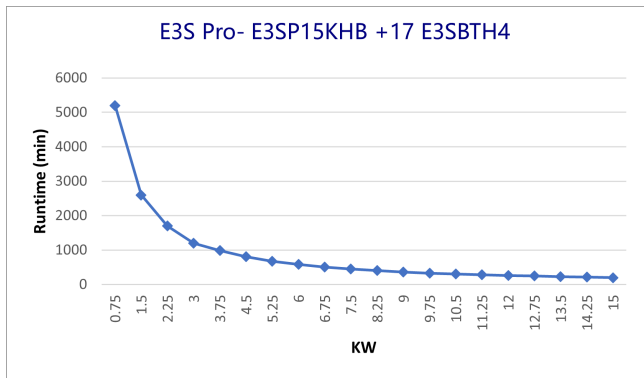
E3SP15KHB with 15 E3SBTH4



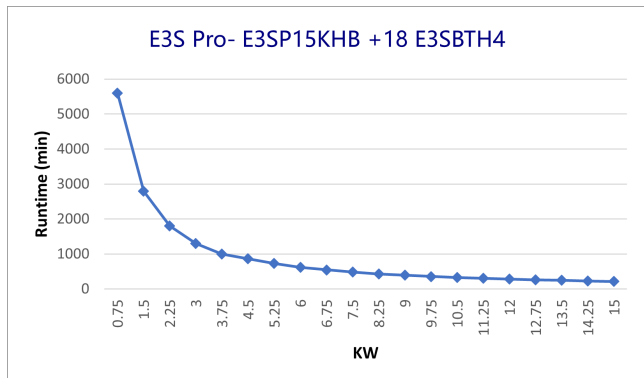
E3SP15KHB with 16 E3SBTH4



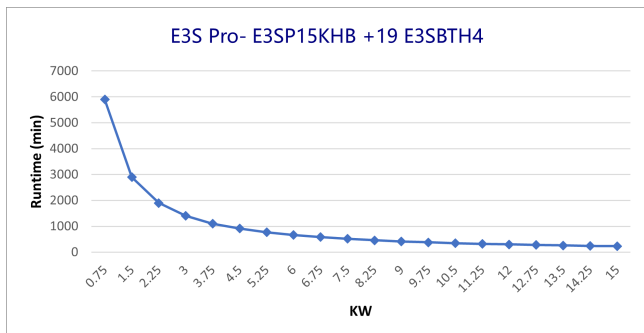
E3SP15KHB with 17 E3SBTH4



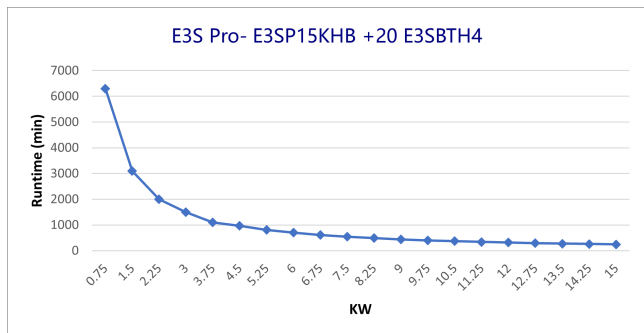
E3SP15KHB with 18 E3SBTH4



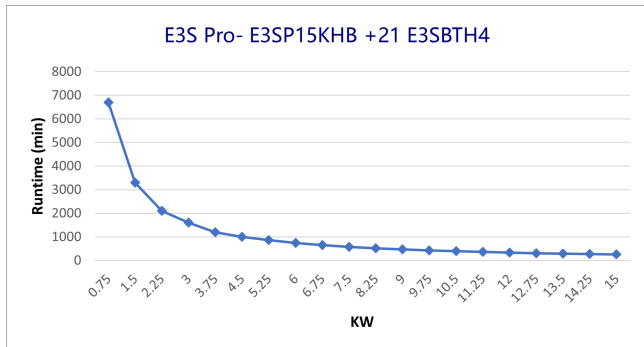
E3SP15KHB with 19 E3SBTH4



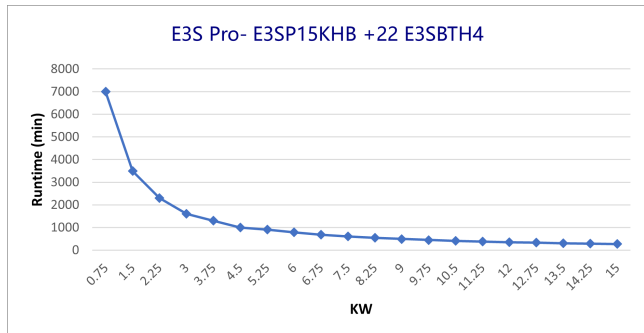
E3SP15KHB with 20 E3SBTH4



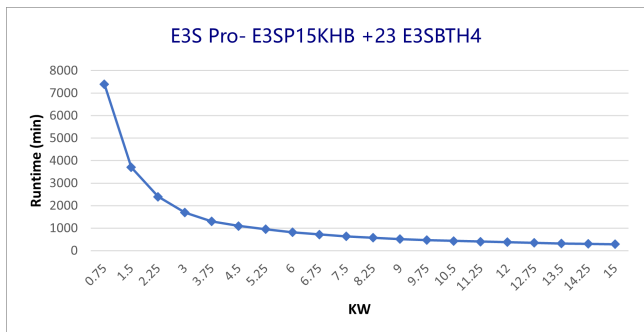
E3SP15KHB with 21 E3SBTH4



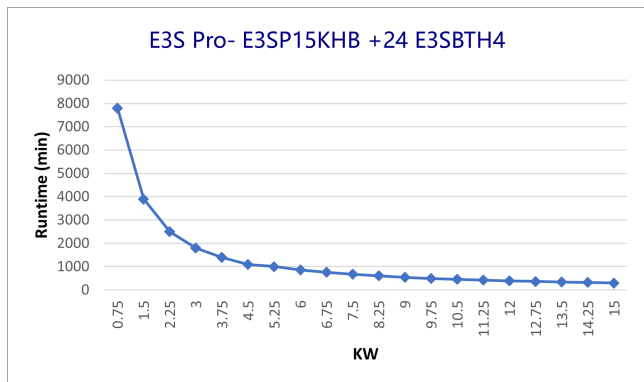
E3SP15KHB with 22 E3SBTH4



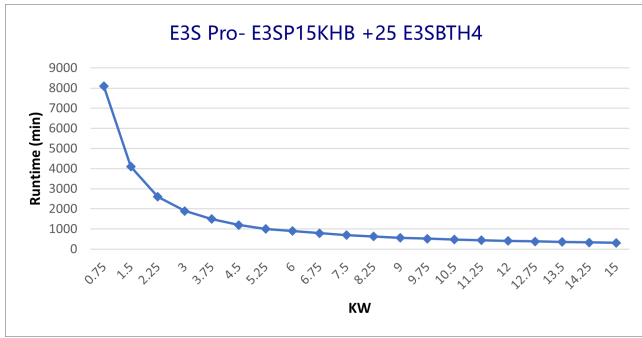
E3SP15KHB with 23 E3SBTH4



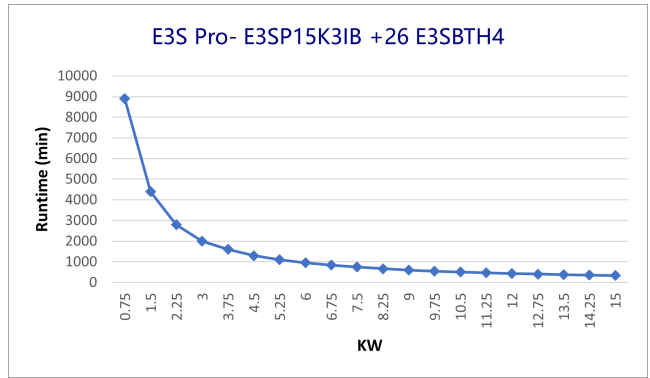
E3SP15KHB with 24 E3SBTH4



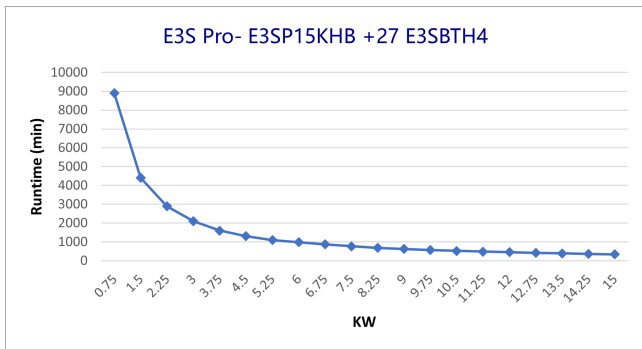
E3SP15KHB with 25 E3SBTH4



E3SP15KHB with 26 E3SBTH4



E3SP15KHB with 27 E3SBTH4



E3SP20KHB Battery Runtimes

E3SP20KHB Runtime Estimation in Minutes (Table 1)

Number of modular battery strings	1 x E3SBTH4	2 x E3SBTH4	3 x E3SBTH4	4 x E3SBTH4	5 x E3SBTH4	6 x E3SBTH4	7 x E3SBTH4	8 x E3SBTH4	9 x E3SBTH4
5% load (1 kW)	140	310	500	695	900	1100	1300	1500	1700
10% load (2 kW)	70	155	250	355	455	565	675	785	900
15% load (3 kW)	45	100	165	230	295	365	440	515	590
20% load (4 kW)	32.5	75	120	165	215	270	320	375	430
25% load (5 kW)	24.5	58	94	130	170	210	250	295	335
30% load (6 kW)	19.5	47	76.5	105	140	170	205	240	275
35% load (7 kW)	16	39	64	90.5	115	145	170	200	230
40% load (8 kW)	13.5	33.5	55	77.5	100	120	145	170	200
45% load (9 kW)	11.5	29	47.5	67.5	88	105	130	150	175
50% load (10 kW)	10	25.5	42.5	60	78	97	115	135	155
55% load (11 kW)	8.8	22.5	37.5	53	69.5	86	100	120	135
60% load (12 kW)	7.7	20	33.5	48	63	78	94	110	125
65% load (13 kW)	6.8	18	30.5	43.5	57	70.5	85	99.5	110
70% load (14 kW)	6.1	16.5	28	40	52	65	78	91.5	105
75% load (15 kW)	5.4	15	25.5	36.5	48	59.5	71.5	84	96.5
80% load (16 kW)	—	13.5	23.5	33.5	44.5	55.5	66.5	78	90
85% load (17 kW)	—	12.5	21.5	31	41	51.5	62	72.5	83.5
90% load (18 kW)	—	11.5	20	29	38.5	48	58	68	78
95% load (19 kW)	—	10.5	18.5	27	36	45	54	63.5	73
100% load (20 kW)	—	10	17.5	25.5	33.5	42.5	51	60	69

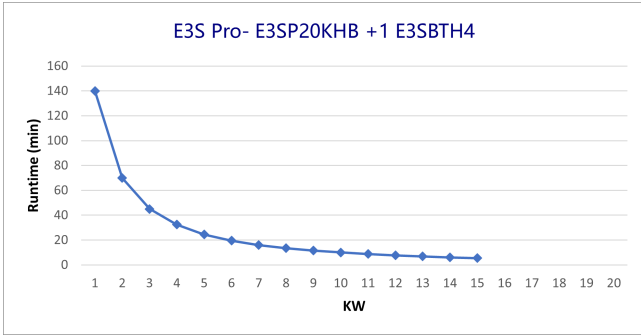
E3SP20KHB Runtime Estimation in Minutes (Table 2)

Number of modular battery strings	10 x E3SBTH4	11 x E3SBTH4	12 x E3SBTH4	13 x E3SBTH4	14 x E3SBTH4	15 x E3SBTH4	16 x E3SBTH4	17 x E3SBTH4	18 x E3SBTH4
5% load (1 kW)	2000	2200	2400	2700	2900	3100	3400	3600	3900
10% load (2 kW)	1000	1100	1200	1300	1500	1600	1700	1800	2000
15% load (3 kW)	665	740	820	900	980	1000	1100	1200	1300
20% load (4 kW)	485	545	600	660	720	780	840	900	960
25% load (5 kW)	380	425	470	515	565	610	655	705	750
30% load (6 kW)	310	345	385	420	460	500	535	575	615
35% load (7 kW)	260	290	325	355	385	420	450	485	515
40% load (8 kW)	225	250	275	305	330	360	390	415	445
45% load (9 kW)	195	220	245	265	290	315	340	365	390
50% load (10 kW)	175	195	215	235	260	280	300	325	345
55% load (11 kW)	155	175	190	210	230	250	270	290	310
60% load (12 kW)	140	155	175	190	210	225	245	260	280
65% load (13 kW)	125	140	160	175	190	205	220	240	255
70% load (14 kW)	115	130	145	160	175	190	205	220	235
75% load (15 kW)	105	120	135	145	160	175	185	200	215
80% load (16 kW)	100	110	125	135	150	160	175	185	200
85% load (17 kW)	94.5	105	115	125	140	150	160	175	185
90% load (18 kW)	88.5	99	110	120	130	140	150	165	175
95% load (19 kW)	83	92.5	100	110	120	130	140	150	165
100% load (20 kW)	78	87.5	97	105	115	125	135	145	155

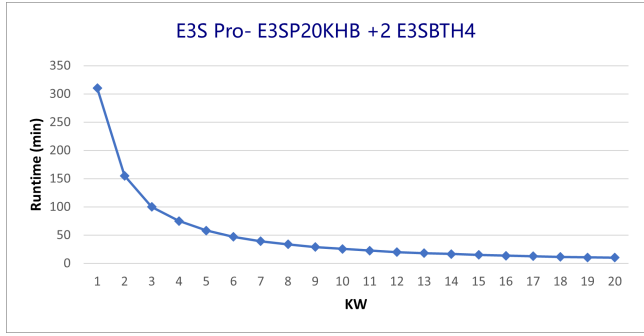
E3SP20KHB Runtime Estimation in Minutes (Table 3)

Number of modular battery strings	19 x E3SBTH4	20 x E3SBTH4	21 x E3SBTH4	22 x E3SBTH4	23 x E3SBTH4	24 x E3SBTH4	25 x E3SBTH4	26 x E3SBTH4	27 x E3SBTH4
5% load (1 kW)	4100	4400	4600	4900	5200	5400	5700	5900	6200
10% load (2 kW)	2100	2200	2300	2500	2600	2700	2900	3000	3100
15% load (3 kW)	1300	1400	1500	1600	1700	1800	1900	1900	2000
20% load (4 kW)	1000	1000	1100	1200	1200	1300	1400	1400	1500
25% load (5 kW)	800	850	900	950	1000	1000	1100	1100	1200
30% load (6 kW)	655	695	735	775	815	855	900	940	980
35% load (7 kW)	550	585	620	650	685	720	755	790	825
40% load (8 kW)	475	500	530	560	590	620	650	680	710
45% load (9 kW)	415	440	465	490	515	545	570	595	620
50% load (10 kW)	370	390	415	440	460	485	510	530	555
55% load (11 kW)	330	350	370	390	410	430	450	475	495
60% load (12 kW)	300	315	335	355	375	390	410	430	450
65% load (13 kW)	270	290	305	320	340	355	375	390	410
70% load (14 kW)	250	265	280	295	310	330	345	360	375
75% load (15 kW)	230	245	260	270	285	300	315	330	345
80% load (16 kW)	215	225	240	255	265	280	295	310	320
85% load (17 kW)	200	210	225	235	250	260	275	285	300
90% load (18 kW)	185	195	210	220	230	245	255	270	280
95% load (19 kW)	175	185	195	205	220	230	240	250	260
100% load (20 kW)	165	175	185	195	205	215	225	235	250

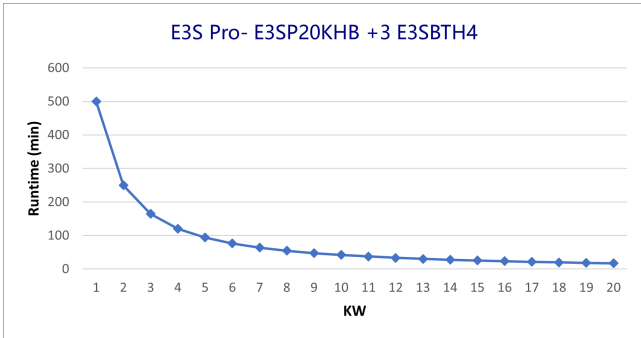
E3SP20KHB with 1 E3SBTH4



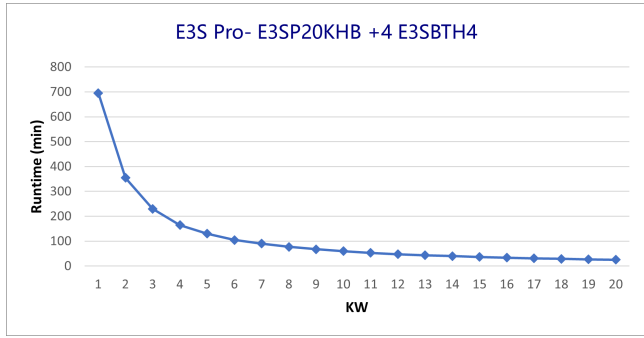
E3SP20KHB with 2 E3SBTH4



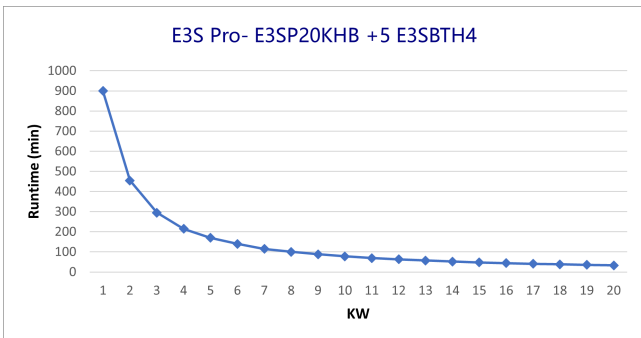
E3SP20KHB with 3 E3SBTH4



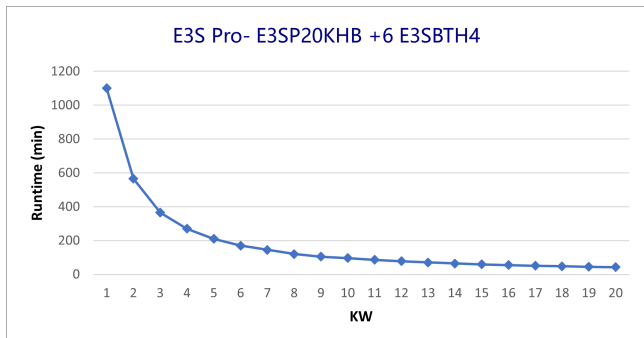
E3SP20KHB with 4 E3SBTH4



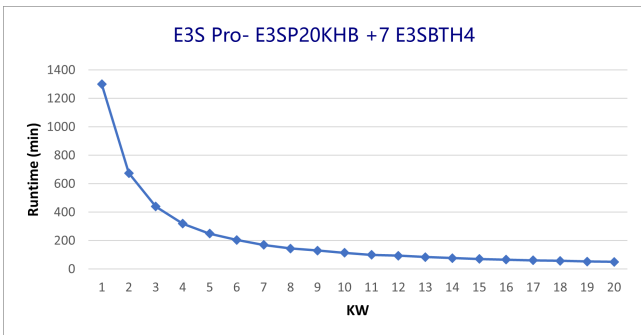
E3SP20KHB with 5 E3SBTH4



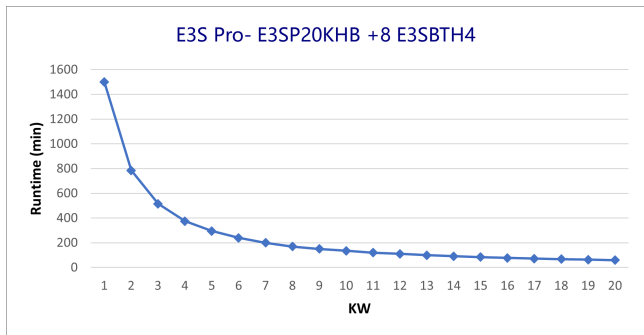
E3SP20KHB with 6 E3SBTH4



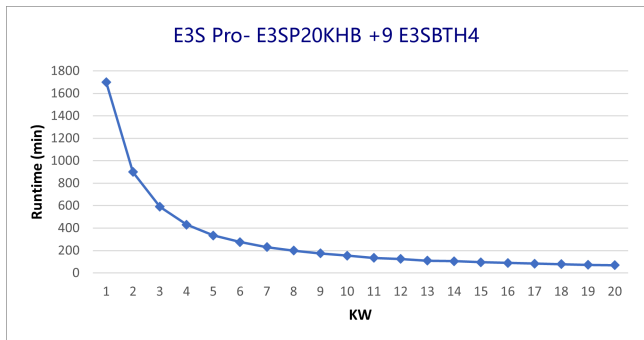
E3SP20KHB with 7 E3SBTH4



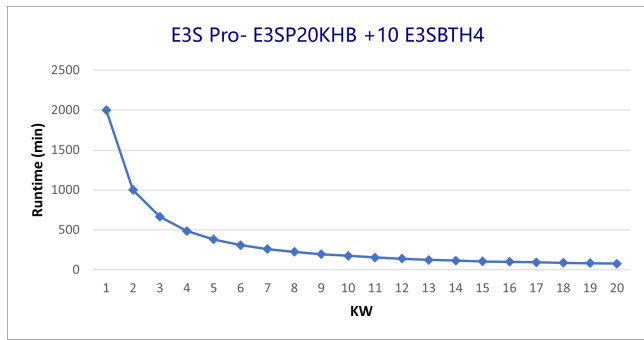
E3SP20KHB with 8 E3SBTH4



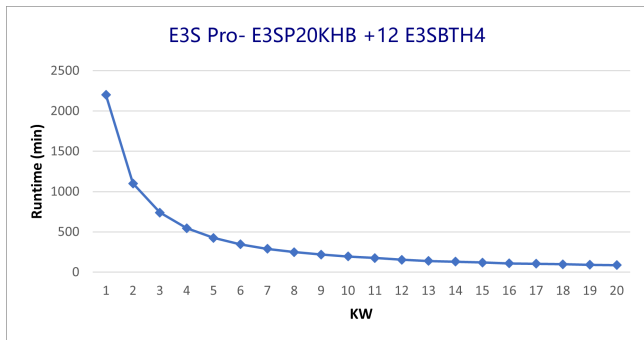
E3SP20KHB with 9 E3SBTH4



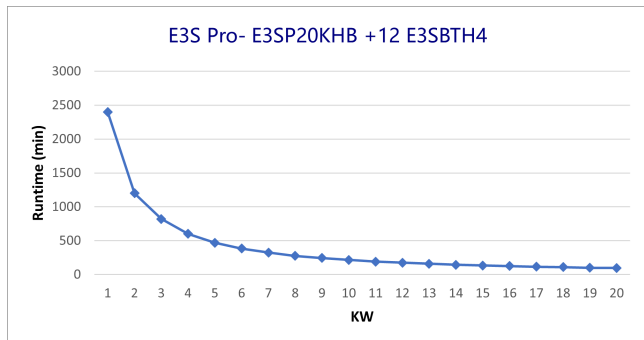
E3SP20KHB with 10 E3SBTH4



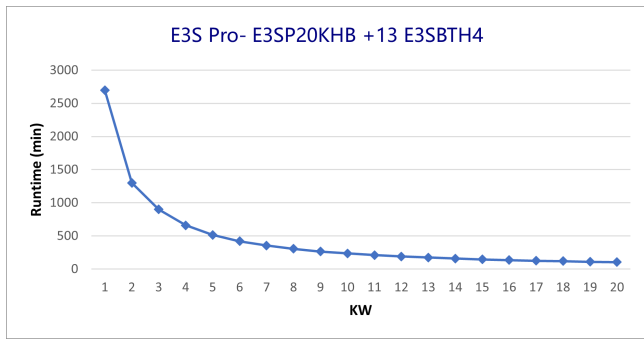
E3SP20KHB with 11 E3SBTH4



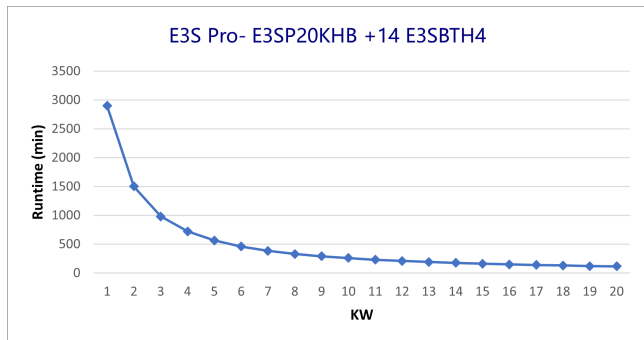
E3SP20KHB with 12 E3SBTH4



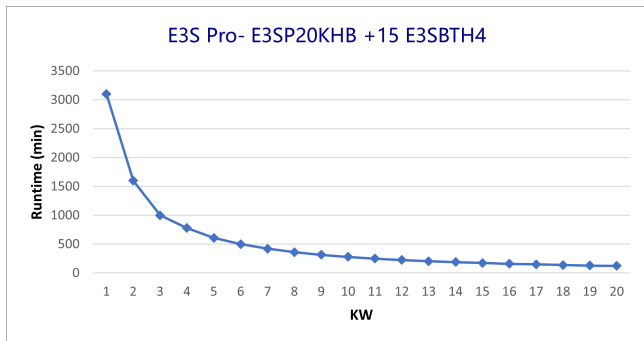
E3SP20KHB with 13 E3SBTH4



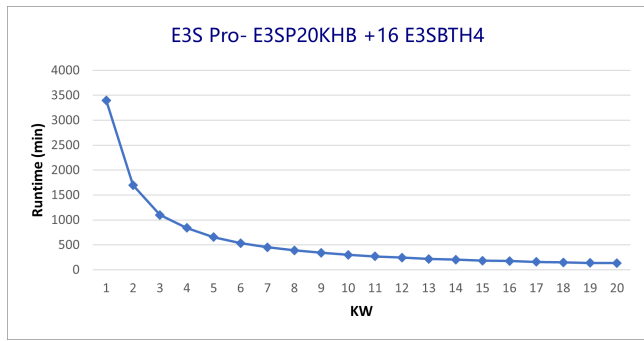
E3SP20KHB with 14 E3SBTH4



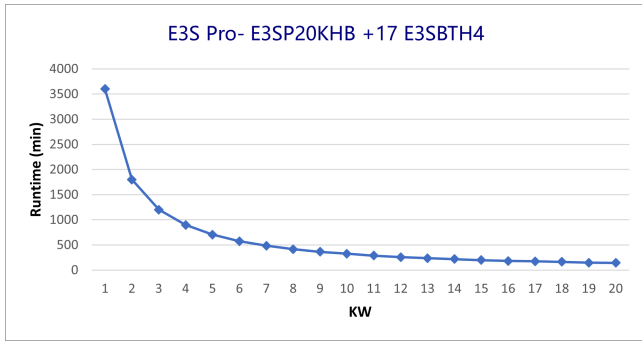
E3SP20KHB with 15 E3SBTH4



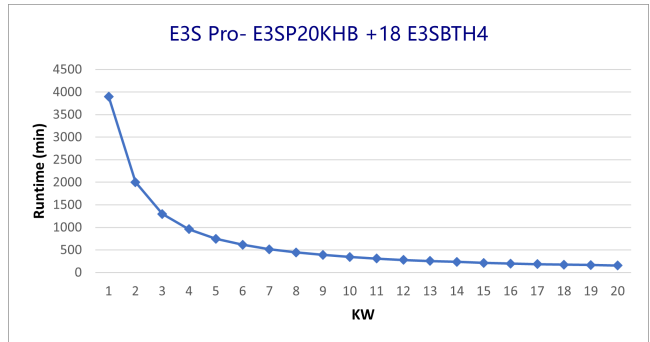
E3SP20KHB with 16 E3SBTH4



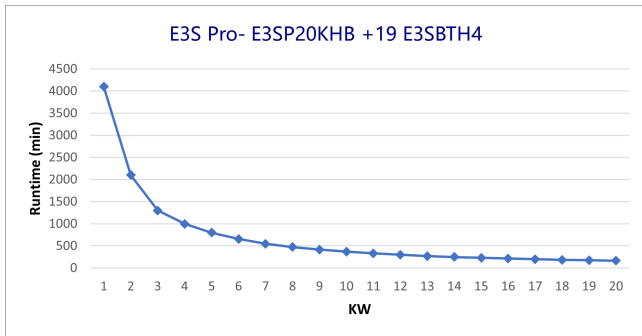
E3SP20KHB with 17 E3SBTH4



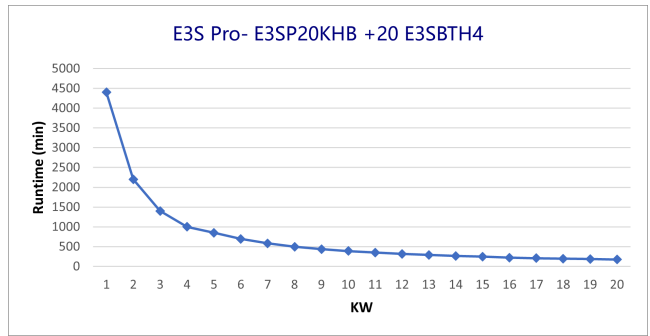
E3SP20KHB with 18 E3SBTH4



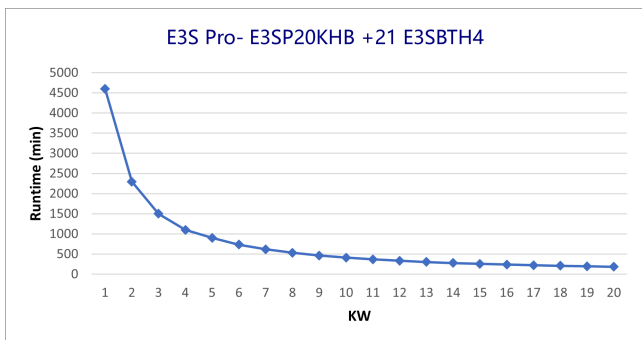
E3SP20KHB with 19 E3SBTH4



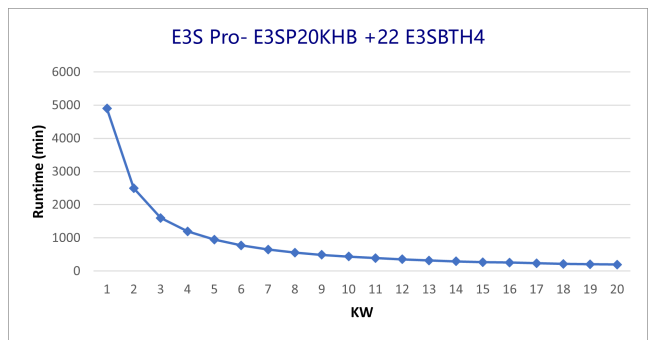
E3SP20KHB with 20 E3SBTH4



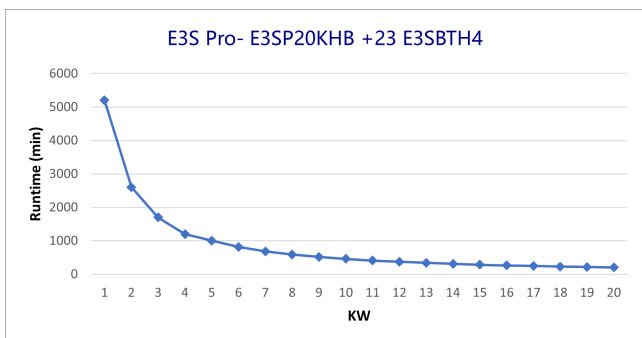
E3SP20KHB with 21 E3SBTH4



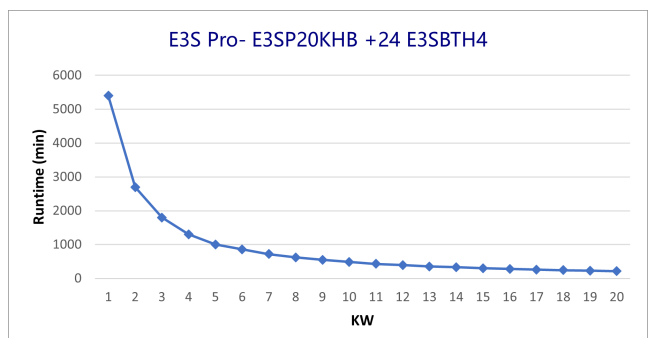
E3SP20KHB with 22 E3SBTH4



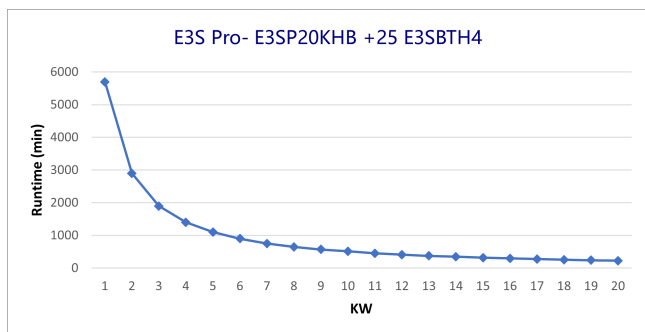
E3SP20KHB with 23 E3SBTH4



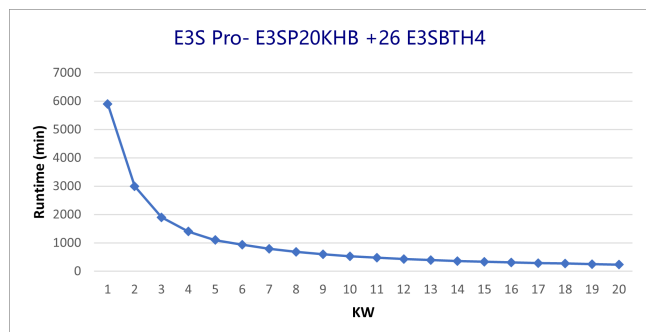
E3SP20KHB with 24 E3SBTH4



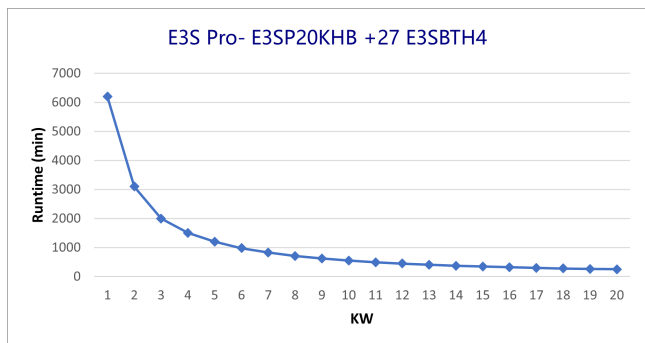
E3SP20KHB with 25 E3SBTH4



E3SP20KHB with 26 E3SBTH4



E3SP20KHB with 27 E3SBTH4



E3SP30KHB Battery Runtimes

E3SP30KHB Runtime Estimation in Minutes (Table 1)

Number of modular battery strings	1 x E3SBTH4	2 x E3SBTH4	3 x E3SBTH4	4 x E3SBTH4	5 x E3SBTH4	6 x E3SBTH4	7 x E3SBTH4	8 x E3SBTH4	9 x E3SBTH4
5% load (1.5 kW)	100	225	360	500	650	800	955	1100	1200
10% load (3 kW)	46.5	105	170	235	305	380	450	530	605
15% load (4.5 kW)	28.5	66.5	105	150	195	240	285	335	385
20% load (6 kW)	20	47.5	77	105	140	170	205	240	275
25% load (7.5 kW)	15	36.5	59.5	84	105	135	160	185	215
30% load (9 kW)	11.5	29	48	67.5	88	105	130	150	175
35% load (10.5 kW)	9.5	24	40	56.5	74	92	110	125	145
40% load (12 kW)	7.7	20	33.5	48	63	78	94	110	125
45% load (13.5 kW)	6.4	17	29	41.5	54.5	68	81.5	95.5	105
50% load (15 kW)	5.4	15	25.5	36.5	48	60	72.5	84.5	97.5
55% load (16.5 kW)	—	13	22.5	32.5	43	53.5	64.5	75.5	87
60% load (18 kW)	—	11.5	20	29	38.5	48	58	68	78
65% load (19.5 kW)	—	10.5	18	26.5	35	44	53	62	71.5
70% load (21 kW)	—	9.5	16.5	24	32	40	48	56.5	65
75% load (22.5 kW)	—	8.6	15	22	29.5	37	44.5	52.5	60.5
80% load (24 kW)	—	7.8	14	20	27	34	41	48.5	55.5
85% load (25.5 kW)	—	7.1	12.5	18.5	25	31.5	38	45	51.5
90% load (27 kW)	—	6.5	11.5	17.5	23.5	29.5	35.5	42	48.5
95% load (28.5 kW)	—	5.9	11	16	21.5	27.5	33	39	45
100% load (30 kW)	—	5.4	10	15	20	25.5	31	36.5	42.5

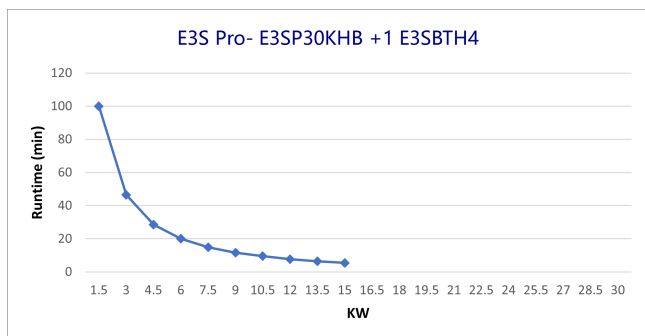
E3SP30KHB Runtime Estimation in Minutes (Table 2)

Number of modular battery strings	10 x E3SBTH4	11 x E3SBTH4	12 x E3SBTH4	13 x E3SBTH4	14 x E3SBTH4	15 x E3SBTH4	16 x E3SBTH4	17 x E3SBTH4	18 x E3SBTH4
5% load (1.5 kW)	1400	1600	1700	1900	2100	2300	2400	2600	2800
10% load (3 kW)	685	760	845	925	1000	1000	1100	1200	1300
15% load (4.5 kW)	435	485	535	590	640	695	745	800	855
20% load (6 kW)	315	350	385	425	465	500	540	580	620
25% load (7.5 kW)	245	270	300	330	360	390	420	450	480
30% load (9 kW)	195	220	245	265	290	315	340	365	390
35% load (10.5 kW)	165	185	205	225	245	265	285	305	330
40% load (12 kW)	140	155	175	190	210	225	245	260	280
45% load (13.5 kW)	120	135	150	165	180	195	210	230	245
50% load (15 kW)	110	120	135	150	160	175	190	205	215
55% load (16.5 kW)	98.5	110	120	130	145	155	170	180	195
60% load (18 kW)	88.5	99	110	120	130	140	150	165	175
65% load (19.5 kW)	81	90.5	100	110	120	130	140	150	160
70% load (21 kW)	74	83	92	100	110	115	125	135	145
75% load (22.5 kW)	68.5	76.5	85	93.5	100	110	115	125	135
80% load (24 kW)	63	71	78.5	86.5	94.5	100	110	115	125
85% load (25.5 kW)	58.5	66	73	80.5	87.5	95	100	110	115
90% load (27 kW)	55	61.5	68.5	75	82	89	96	100	110
95% load (28.5 kW)	51.5	57.5	64	70.5	77	83.5	90	97	100
100% load (30 kW)	48	54	60	66	72.5	78.5	84.5	91	97.5

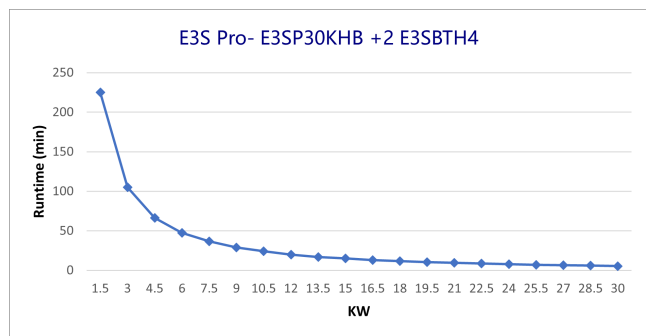
E3SP30KHB Runtime Estimation in Minutes (Table 3)

Number of modular battery strings	19 x E3SBT-H4	20 x E3SBT-H4	21 x E3SBT-H4	22 x E3SBT-H4	23 x E3SBT-H4	24 x E3SBT-H4	25 x E3SBT-H4	26 x E3SBT-H4	27 x E3SBT-H4	28 x E3SBT-H4
5% load (1.5 kW)	3000	3100	3300	3500	3700	3900	4100	4300	4500	4700
10% load (3 kW)	1400	1500	1600	1600	1700	1800	1900	2000	2100	2200
15% load (4.5 kW)	910	965	1000	1000	1100	1100	1200	1300	1300	1400
20% load (6 kW)	660	700	740	780	820	865	905	945	990	1000
25% load (7.5 kW)	510	545	575	605	640	670	705	735	770	800
30% load (9 kW)	415	440	465	495	520	545	570	600	625	650
35% load (10.5 kW)	350	370	395	415	435	460	480	505	525	550
40% load (12 kW)	300	315	335	355	375	390	410	430	450	470
45% load (13.5 kW)	260	275	290	310	325	340	360	375	390	410
50% load (15 kW)	230	245	260	275	290	305	320	335	350	365
55% load (16.5 kW)	205	220	230	245	260	270	285	295	310	325
60% load (18 kW)	185	195	210	220	230	245	255	270	280	295
65% load (19.5 kW)	170	180	190	200	215	225	235	245	255	270
70% load (21 kW)	155	165	175	185	195	205	215	225	235	245
75% load (22.5 kW)	145	155	160	170	180	190	200	210	215	225
80% load (24 kW)	135	140	150	160	165	175	185	190	200	210
85% load (25.5 kW)	125	130	140	145	155	165	170	180	185	195
90% load (27 kW)	115	125	130	140	145	155	160	170	175	185
95% load (28.5 kW)	110	115	120	130	135	145	150	155	165	170
100% load (30 kW)	100	110	115	120	130	135	140	150	155	160

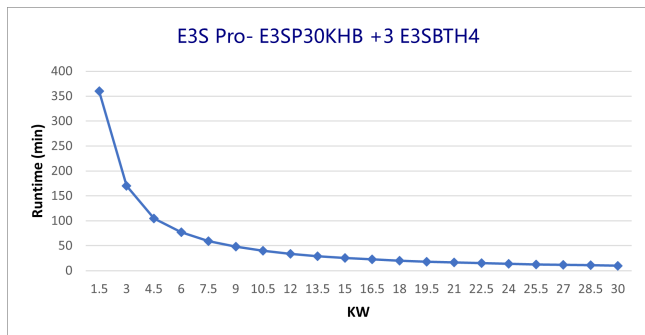
E3SP30KHB with 1 E3SBTH4



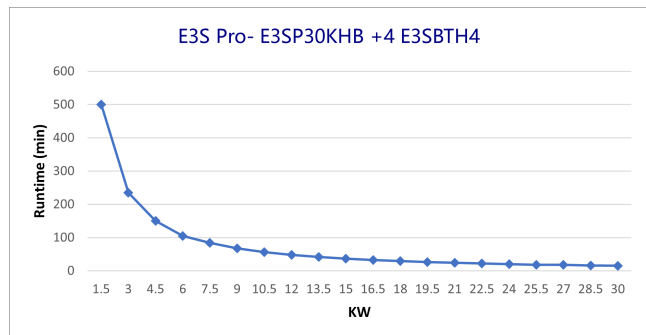
E3SP30KHB with 2 E3SBTH4



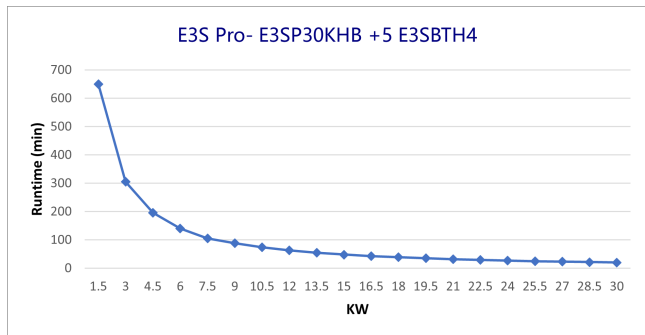
E3SP30KHB with 3 E3SBTH4



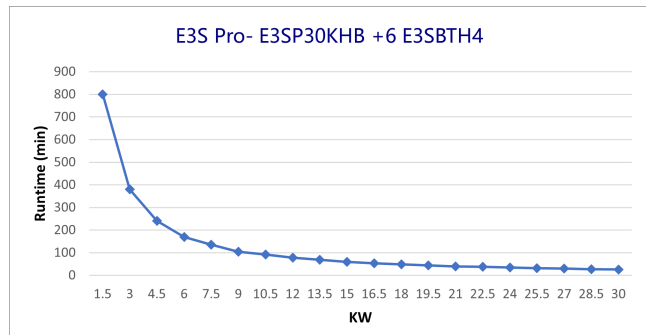
E3SP30KHB with 4 E3SBTH4



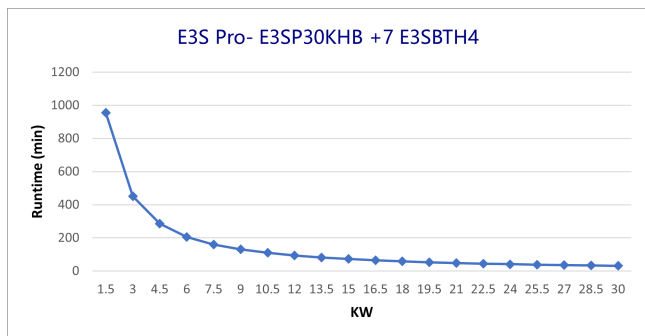
E3SP30KHB with 5 E3SBTH4



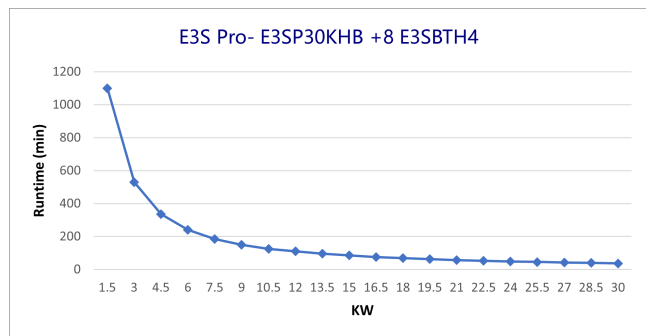
E3SP30KHB with 6 E3SBTH4



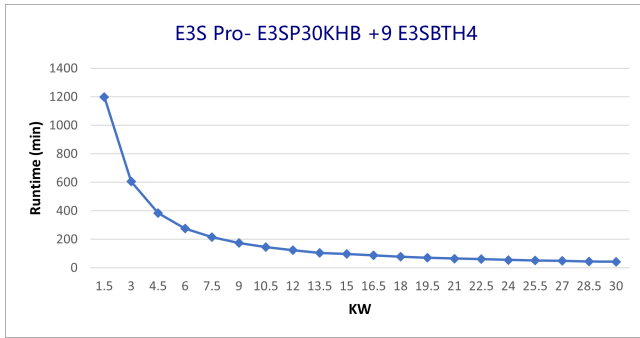
E3SP30KHB with 7 E3SBTH4



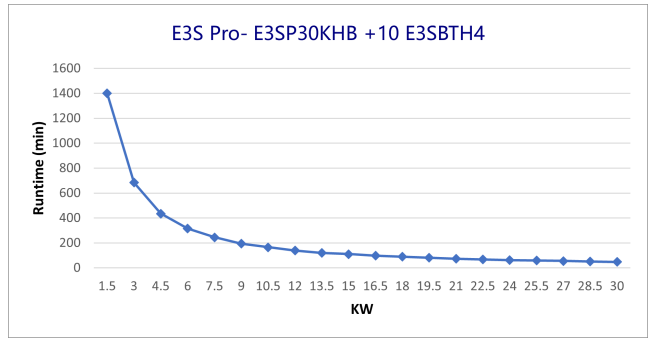
E3SP30KHB with 8 E3SBTH4



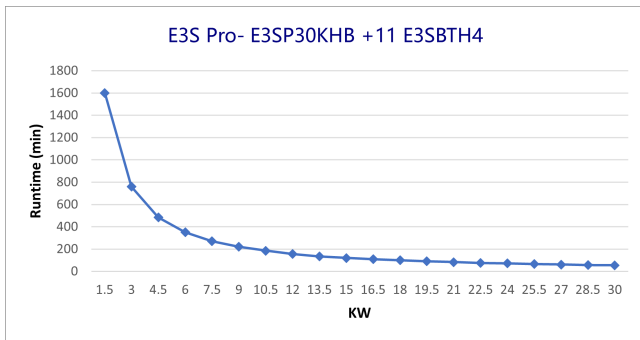
E3SP30KHB with 9 E3SBTH4



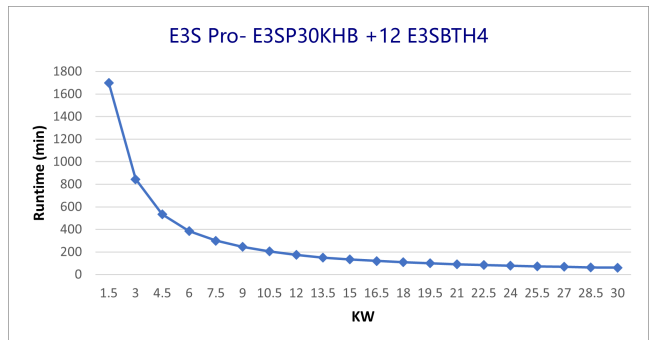
E3SP30KHB with 10 E3SBTH4



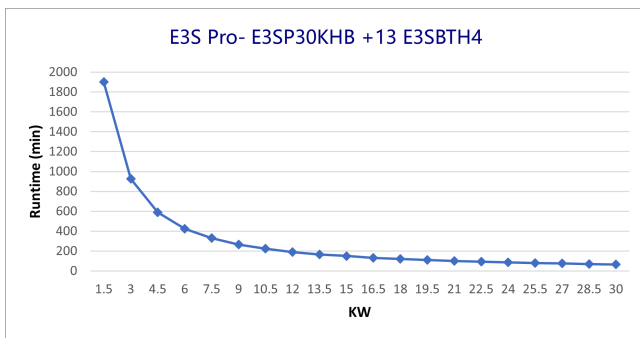
E3SP30KHB with 11 E3SBTH4



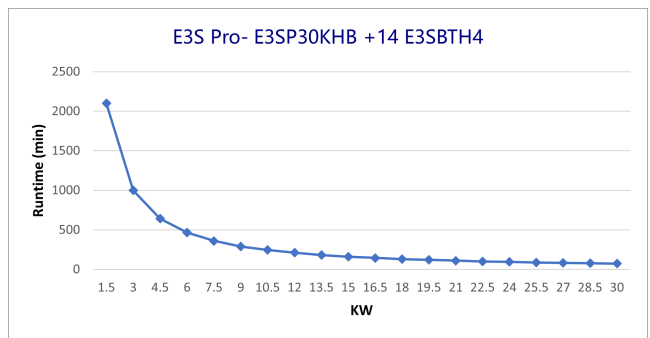
E3SP30KHB with 12 E3SBTH4



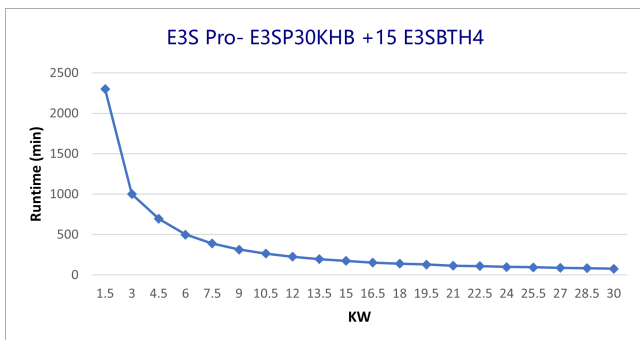
E3SP30KHB with 13 E3SBTH4



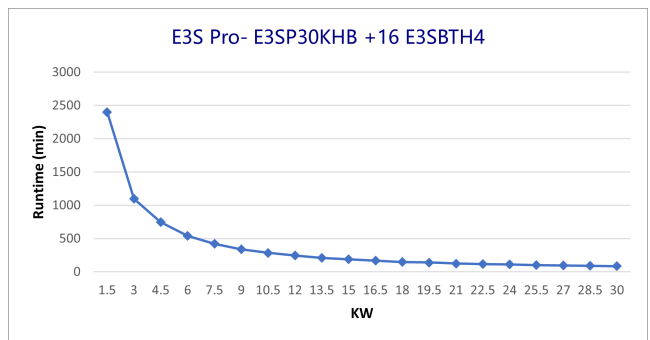
E3SP30KHB with 14 E3SBTH4



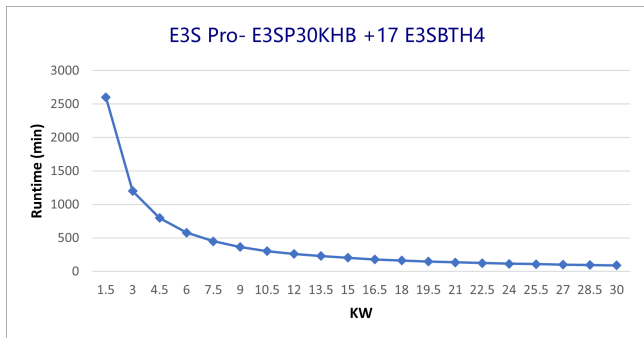
E3SP30KHB with 15 E3SBTH4



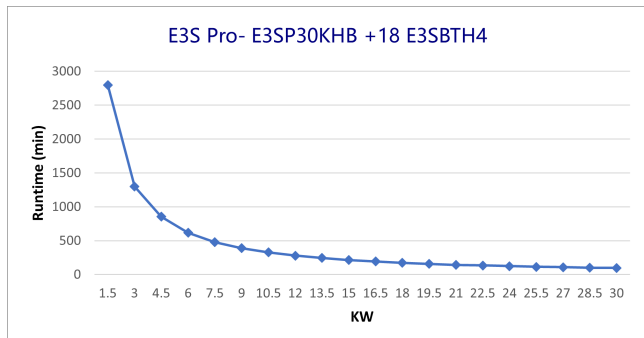
E3SP30KHB with 16 E3SBTH4



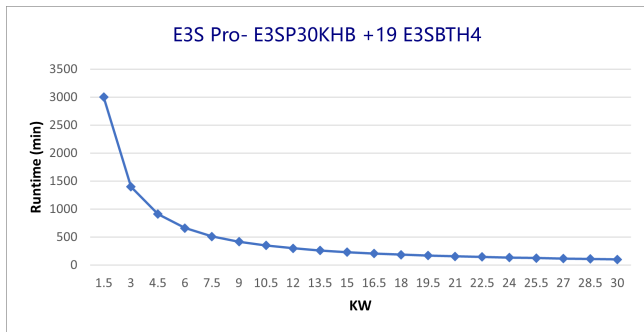
E3SP30KHB with 17 E3SBTH4



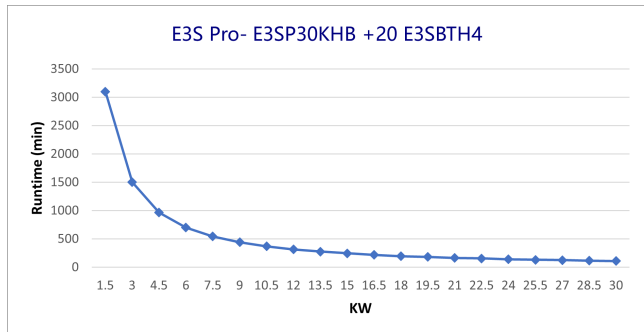
E3SP30KHB with 18 E3SBTH4



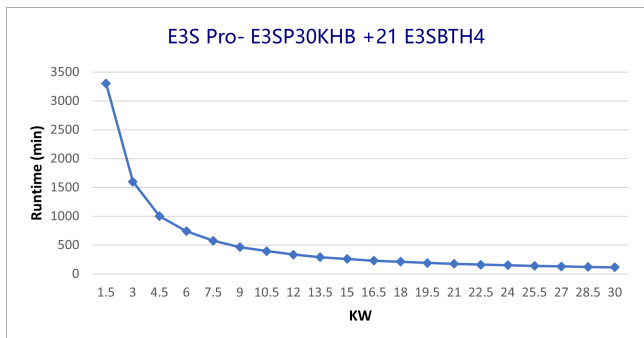
E3SP30KHB with 19 E3SBTH4



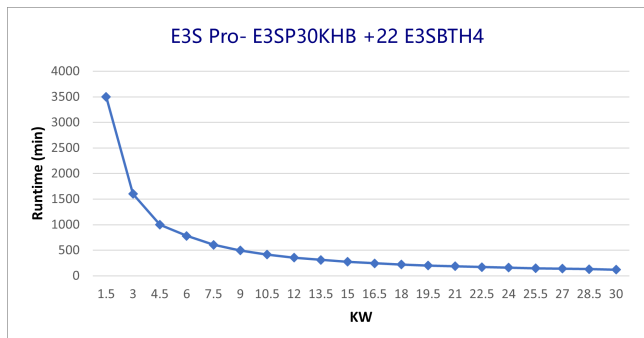
E3SP30KHB with 20 E3SBTH4



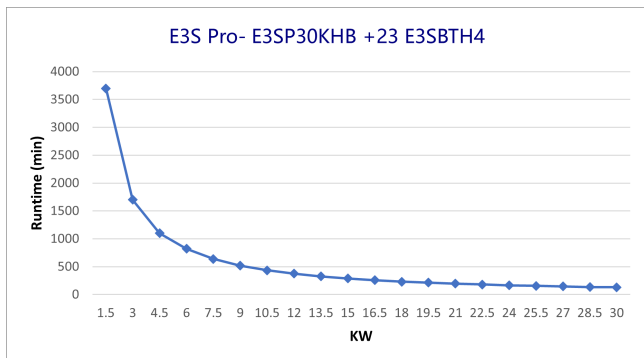
E3SP30KHB with 21 E3SBTH4



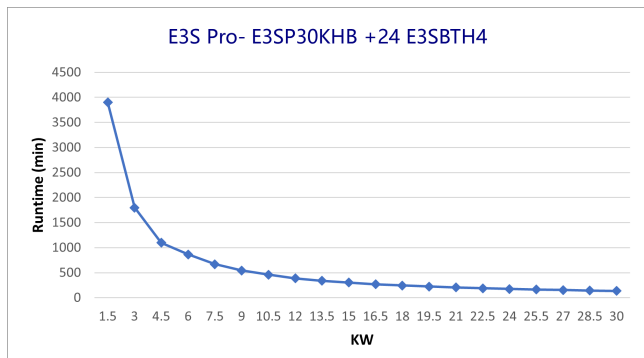
E3SP30KHB with 22 E3SBTH4



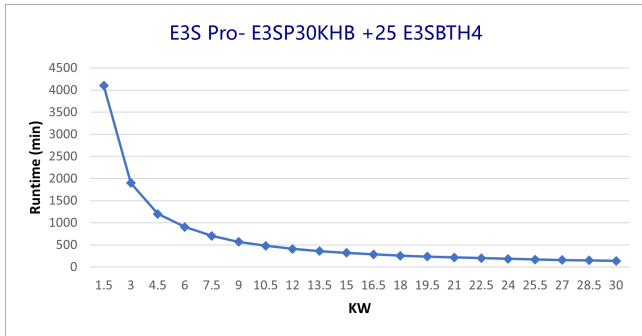
E3SP30KHB with 23 E3SBTH4



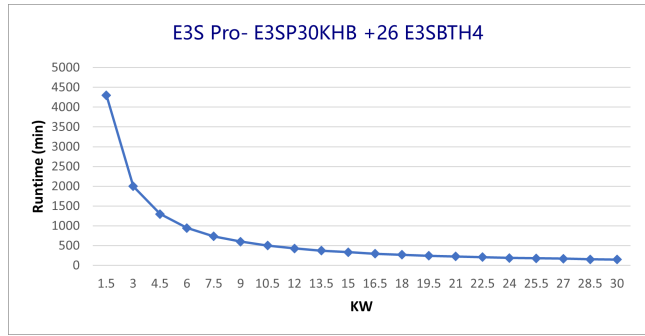
E3SP30KHB with 24 E3SBTH4



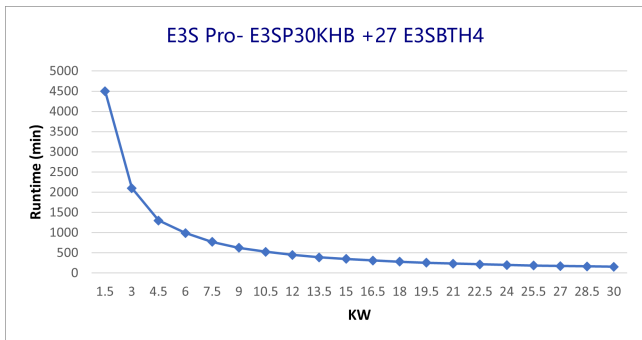
E3SP30KHB with 25 E3SBTH4



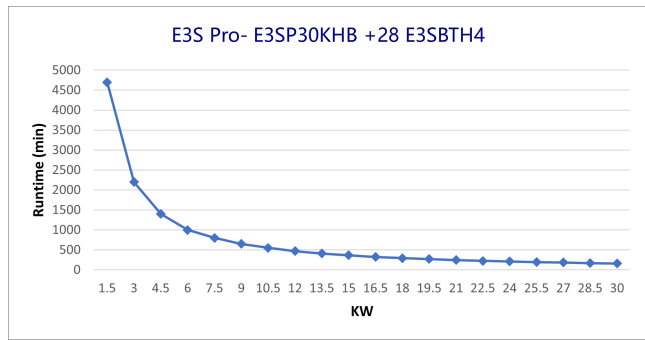
E3SP30KHB with 26 E3SBTH4



E3SP30KHB with 27 E3SBTH4



E3SP30KHB with 28 E3SBTH4



E3SP40KHB Battery Runtimes

E3SP40KHB Runtime Estimation in Minutes (Table 1)

Number of modular battery strings	1 x E3SBTH4	2 x E3SBTH4	3 x E3SBTH4	4 x E3SBTH4	5 x E3SBTH4	6 x E3SBTH4	7 x E3SBTH4	8 x E3SBTH4	9 x E3SBTH4
5% load (2 kW)	72	160	260	360	470	580	690	805	925
10% load (4 kW)	32.5	75.5	120	170	220	270	325	380	435
15% load (6 kW)	19.5	47	76.5	105	140	170	205	240	275
20% load (8 kW)	13.5	33.5	55	77.5	100	120	145	170	200
25% load (10 kW)	10	25	42	59	77.5	96	115	130	150
30% load (12 kW)	7.7	20	33.5	48	63	78	94	110	125
35% load (14 kW)	6.1	16.5	28	40	52	65	78	91.5	105
40% load (16 kW)	—	13.5	23.5	33.5	44.5	55.5	66.5	78	90
45% load (18 kW)	—	11.5	20	29	38.5	48	58	68	78
50% load (20 kW)	—	10	17.5	25.5	34	42.5	51.5	60	69.5
55% load (22 kW)	—	8.9	15.5	22.5	30	38	45.5	53.5	62
60% load (24 kW)	—	7.8	14	20	27	34	41	48.5	55.5
65% load (26 kW)	—	6.9	12.5	18	24.5	30.5	37	44	50.5
70% load (28 kW)	—	6.1	11	16.5	22	28	34	40	46
75% load (30 kW)	—	5.5	10	15	20.5	25.5	31	37	42.5
80% load (32 kW)	—	—	9.3	14	18.5	23.5	29	34	39.5
85% load (34 kW)	—	—	8.5	12.5	17	22	26.5	31.5	36.5
90% load (36 kW)	—	—	7.8	11.5	16	20.5	25	29.5	34
95% load (38 kW)	—	—	7.2	11	15	19	23	27.5	31.5
100% load (40 kW)	—	—	6.6	10	14	17.5	21.5	25.5	30

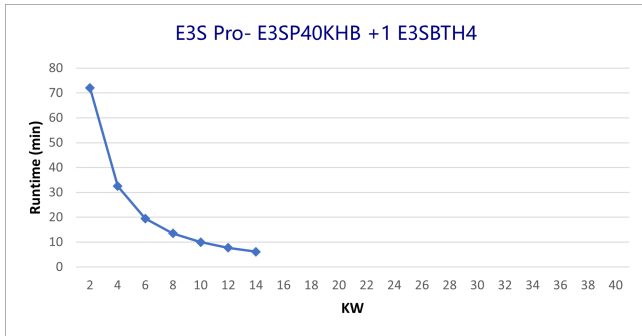
E3SP40KHB Runtime Estimation in Minutes (Table 2)

Number of modular battery strings	10 x E3SBTH4	11 x E3SBTH4	12 x E3SBTH4	13 x E3SBTH4	14 x E3SBTH4	15 x E3SBTH4	16 x E3SBTH4	17 x E3SBTH4	18 x E3SBTH4
5% load (2 kW)	1000	1100	1200	1400	1500	1600	1700	1900	2000
10% load (4 kW)	490	545	605	665	725	785	845	905	965
15% load (6 kW)	310	350	385	420	460	500	535	575	615
20% load (8 kW)	225	250	275	305	330	360	390	415	445
25% load (10 kW)	170	195	215	235	255	275	300	320	345
30% load (12 kW)	140	155	175	190	210	225	245	260	280
35% load (14 kW)	115	130	145	160	175	190	205	220	235
40% load (16 kW)	100	110	125	135	150	160	175	185	200
45% load (18 kW)	88.5	99	110	120	130	140	150	165	175
50% load (20 kW)	78.5	88	97.5	105	115	125	135	145	155
55% load (22 kW)	70	78.5	87	96	100	110	120	130	140
60% load (24 kW)	63	71	78.5	86.5	94.5	100	110	115	125
65% load (26 kW)	57.5	64.5	71.5	78.5	85.5	93	100	105	115
70% load (28 kW)	52.5	59	65.5	72	78.5	85	92	99	105
75% load (30 kW)	48.5	54.5	60.5	66.5	72.5	79	85	91.5	97.5
80% load (32 kW)	44.5	50	56	61.5	67	73	78.5	84.5	90.5
85% load (34 kW)	41.5	46.5	52	57	62.5	68	73	78.5	84
90% load (36 kW)	38.5	43.5	48.5	53.5	58.5	63.5	68.5	73.5	78.5
95% load (38 kW)	36	40.5	45.5	50	54.5	59.5	64	69	73.5
100% load (40 kW)	34	38	42.5	47	51.5	55.5	60	65	69.5

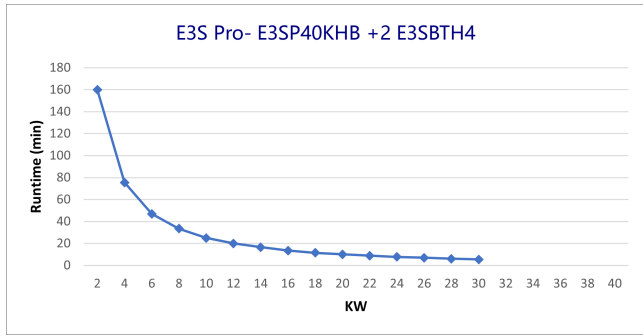
E3SP40KHB Runtime Estimation in Minutes (Table 3)

Number of modular battery strings	19 x E3SBT-H4	20 x E3SBT-H4	21 x E3SBT-H4	22 x E3SBT-H4	23 x E3SBT-H4	24 x E3SBT-H4	25 x E3SBT-H4	26 x E3SBT-H4	27 x E3SBT-H4	28 x E3SBT-H4
5% load (2 kW)	2100	2300	2400	2500	2700	2800	2900	3100	3200	3400
10% load (4 kW)	1000	1000	1100	1200	1200	1300	1400	1400	1500	1600
15% load (6 kW)	655	695	735	775	815	860	900	940	985	1000
20% load (8 kW)	475	500	530	560	590	620	650	680	710	740
25% load (10 kW)	365	390	410	435	455	480	500	525	550	575
30% load (12 kW)	300	315	335	355	375	390	410	430	450	470
35% load (14 kW)	250	265	280	295	310	330	345	360	375	390
40% load (16 kW)	215	225	240	255	265	280	295	310	320	335
45% load (18 kW)	185	195	210	220	230	245	255	270	280	295
50% load (20 kW)	165	175	185	195	205	215	230	240	250	260
55% load (22 kW)	145	155	165	175	185	195	205	215	225	235
60% load (24 kW)	135	140	150	160	165	175	185	190	200	210
65% load (26 kW)	120	130	135	145	150	160	165	175	185	190
70% load (28 kW)	110	115	125	130	140	145	155	160	170	175
75% load (30 kW)	100	110	115	120	130	135	140	150	155	160
80% load (32 kW)	96.5	100	105	110	120	125	130	135	145	150
85% load (34 kW)	90	95.5	100	105	110	115	120	130	135	140
90% load (36 kW)	84	89	94.5	99.5	105	110	115	120	125	130
95% load (38 kW)	78.5	83.5	88.5	93.5	98.5	100	105	110	115	120
100% load (40 kW)	74	78.5	83.5	88	93	97.5	100	105	110	115

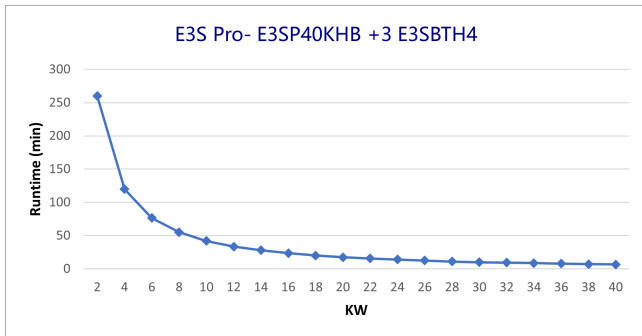
E3SP40KHB with 1 E3SBTH4



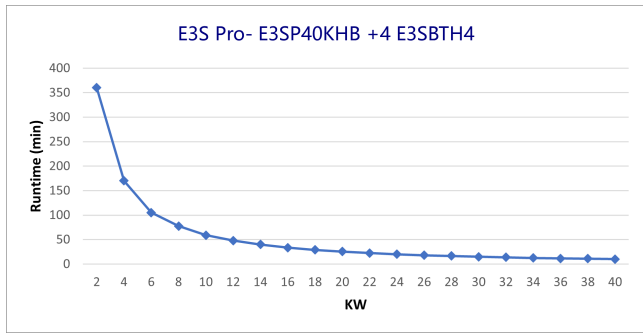
E3SP40KHB with 2 E3SBTH4



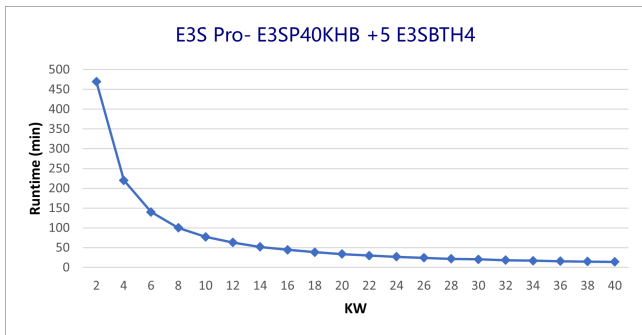
E3SP40KHB with 3 E3SBTH4



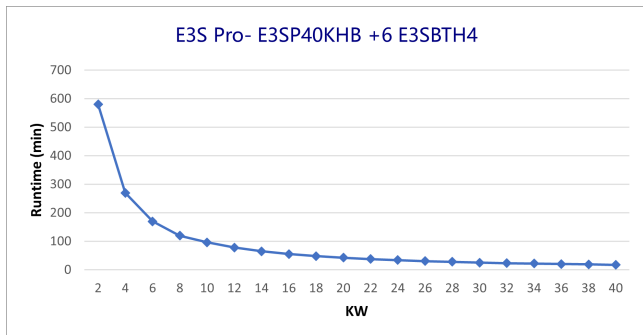
E3SP40KHB with 4 E3SBTH4



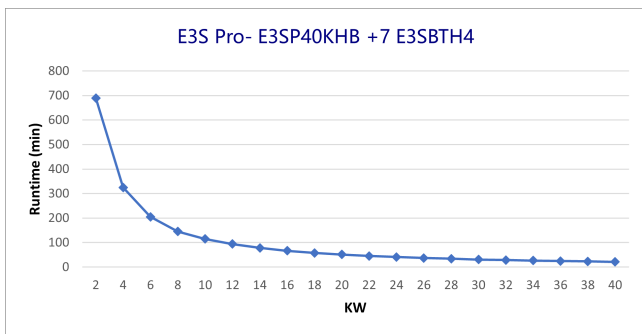
E3SP40KHB with 5 E3SBTH4



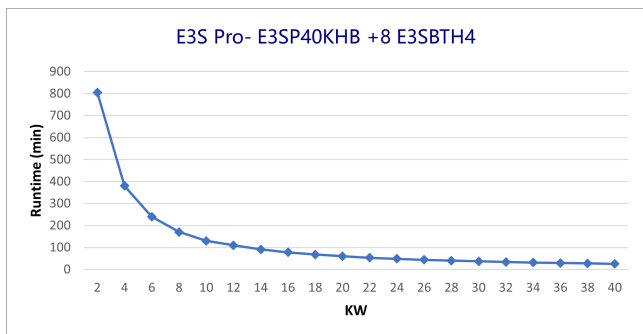
E3SP40KHB with 6 E3SBTH4



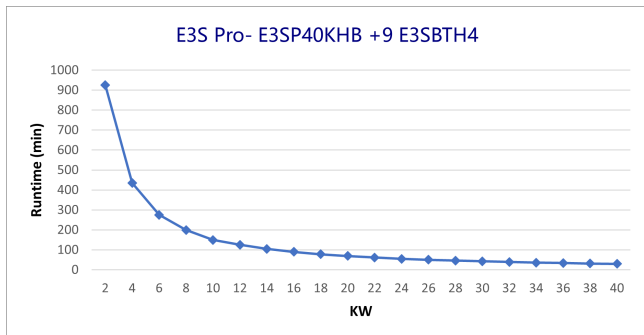
E3SP40KHB with 7 E3SBTH4



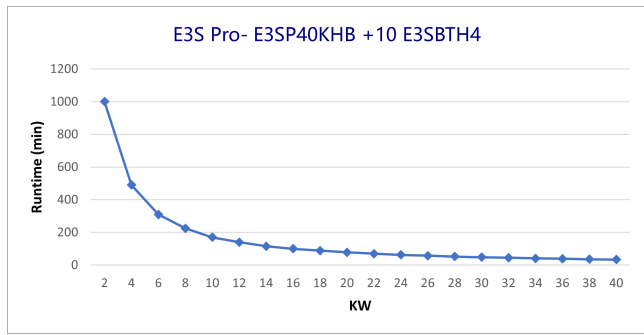
E3SP40KHB with 8 E3SBTH4



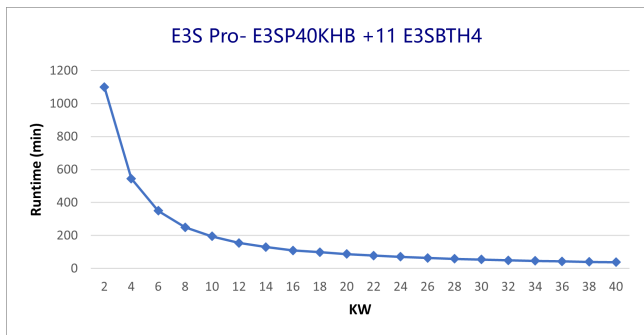
E3SP40KHB with 9 E3SBTH4



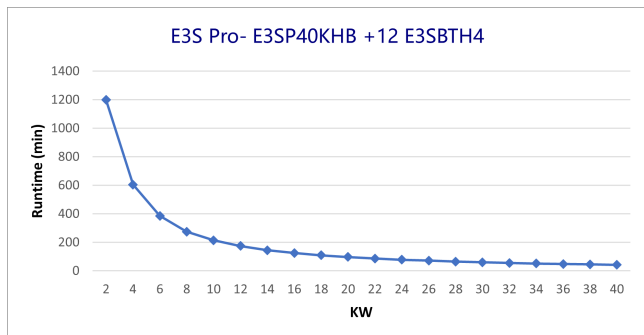
E3SP40KHB with 10 E3SBTH4



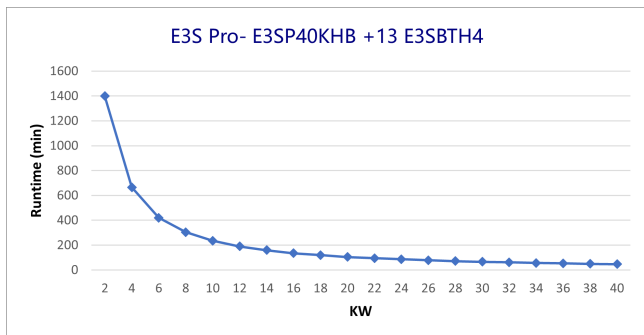
E3SP40KHB with 11 E3SBTH4



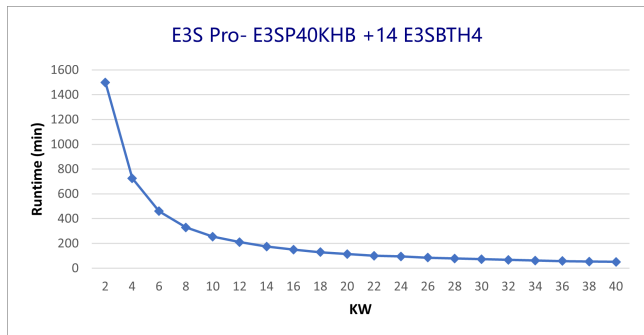
E3SP40KHB with 12 E3SBTH4



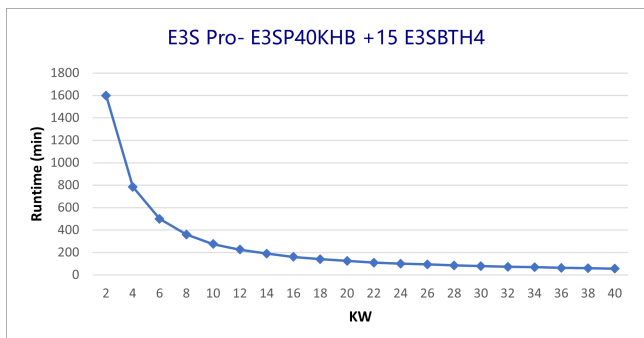
E3SP40KHB with 13 E3SBTH4



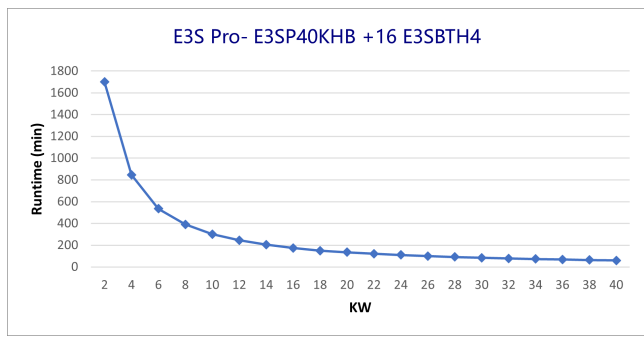
E3SP40KHB with 14 E3SBTH4



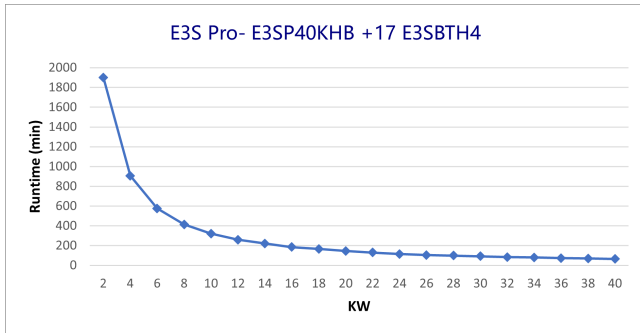
E3SP40KHB with 15 E3SBTH4



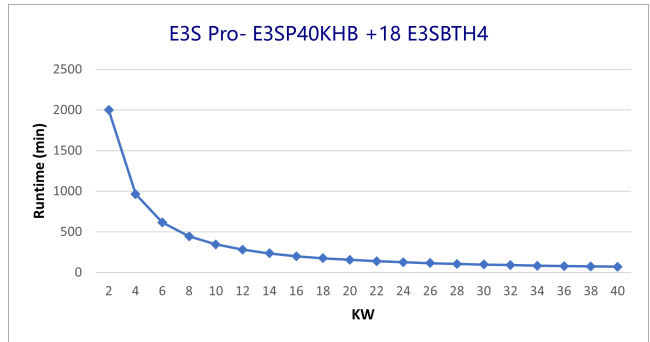
E3SP40KHB with 16 E3SBTH4



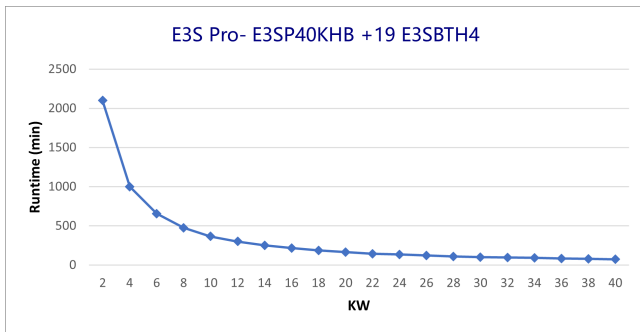
E3SP40KHB with 17 E3SBTH4



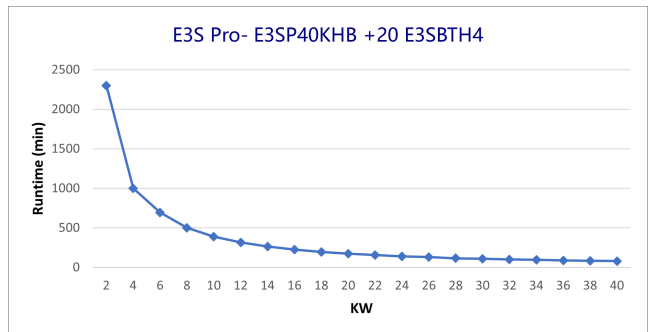
E3SP40KHB with 18 E3SBTH4



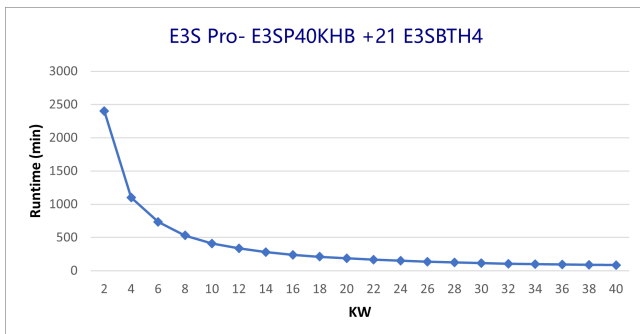
E3SP40KHB with 19 E3SBTH4



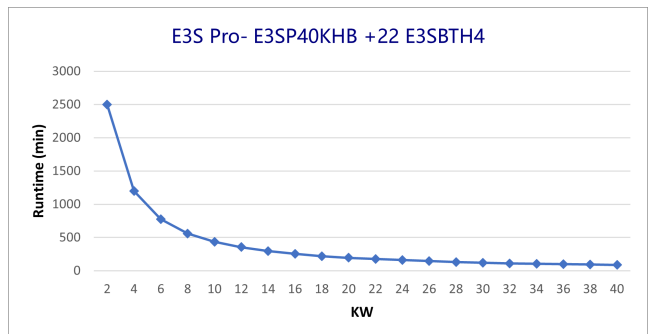
E3SP40KHB with 20 E3SBTH4



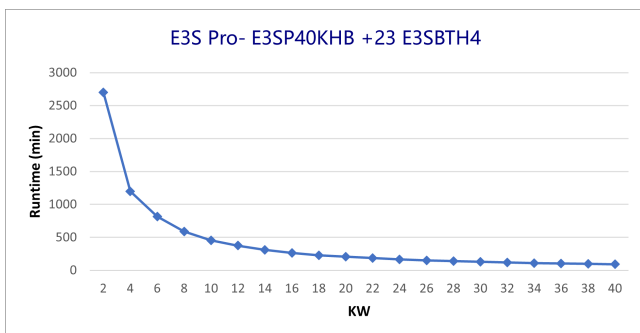
E3SP40KHB with 21 E3SBTH4



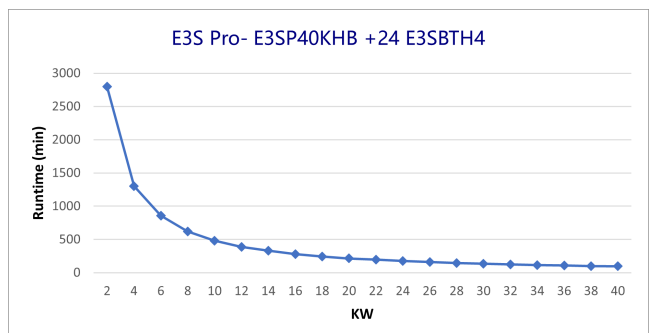
E3SP40KHB with 22 E3SBTH4



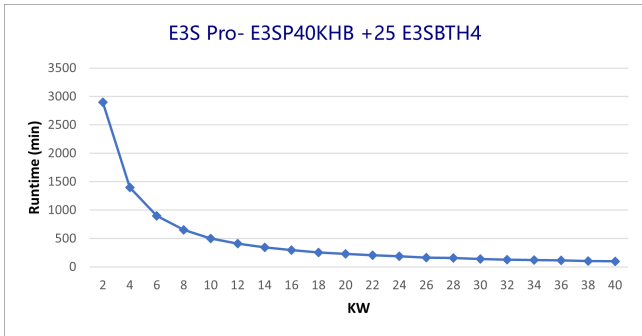
E3SP40KHB with 23 E3SBTH4



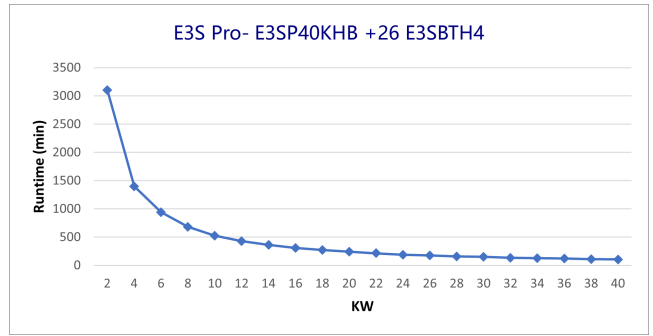
E3SP40KHB with 24 E3SBTH4



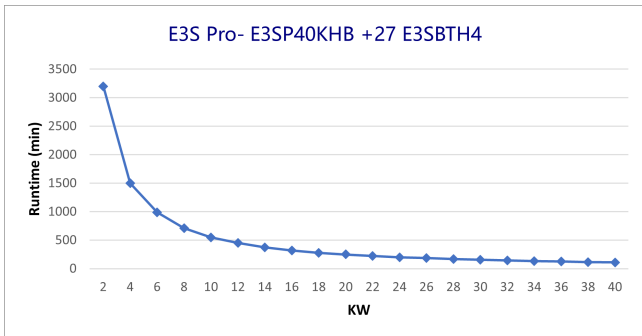
E3SP40KHB with 25 E3SBTH4



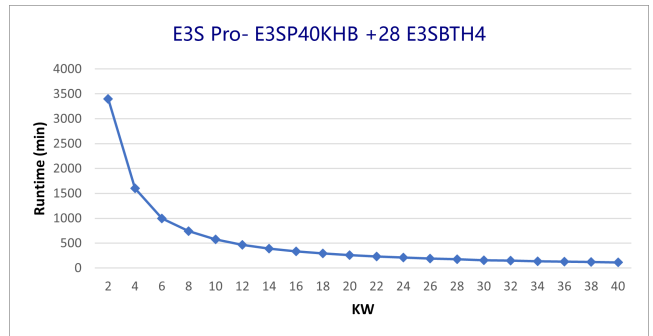
E3SP40KHB with 26 E3SBTH4



E3SP40KHB with 27 E3SBTH4



E3SP40KHB with 28 E3SBTH4



Battery Runtimes for 3:1 UPSs for Internal Batteries and Modular Battery Cabinets (Standard Battery Modules)

Battery runtimes are listed in minutes at various load percentages and are estimated values based on battery manufacturer data for operation at 25 °C.

E3SP10K3IB Battery Runtimes

E3SP10K3IB Runtime Estimation in Minutes (Table 1)

Number of modular battery strings	1 x E3SBT4	2 x E3SBT4	3 x E3SBT4	4 x E3SBT4	5 x E3SBT4	6 x E3SBT4	7 x E3SBT4	8 x E3SBT4	9 x E3SBT4
5% load (0.5 kW)	290	680	1100	1500	2000	2500	3100	3600	4200
10% load (1 kW)	140	335	545	775	1000	1200	1500	1800	2000
15% load (1.5 kW)	91.5	210	350	495	655	815	985	1100	1300
20% load (2 kW)	65	150	250	355	470	585	705	830	960
25% load (2.5 kW)	50	115	195	275	365	455	550	645	745
30% load (3 kW)	40	95.5	155	220	290	365	440	520	600
35% load (3.5 kW)	33	79.5	130	185	245	305	370	435	500
40% load (4 kW)	28	67.5	110	155	210	260	315	370	430
45% load (4.5 kW)	24	58.5	97	135	180	225	275	320	370
50% load (5 kW)	21	51.5	85.5	120	160	200	240	285	325
55% load (5.5 kW)	18.5	45.5	76	105	140	175	215	250	290
60% load (6 kW)	16.5	41	68	97.5	125	160	190	225	260
65% load (6.5 kW)	14.5	37	62	88.5	115	145	175	205	240
70% load (7 kW)	13	33.5	56.5	80.5	105	130	160	190	215
75% load (7.5 kW)	12	30.5	51.5	74	98	120	145	170	200
80% load (8 kW)	11	28	47.5	68.5	90.5	110	135	160	185
85% load (8.5 kW)	10	26	44	63.5	84	105	125	150	170
90% load (9 kW)	9.3	24	41	59	78	98	115	140	160
95% load (9.5 kW)	8.6	22.5	38	55	73	91.5	110	130	150
100% load (10 kW)	7.9	21	36	52	68.5	86	100	120	140

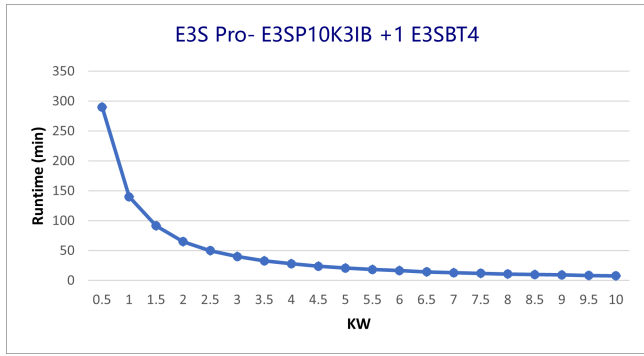
E3SP10K3IB Runtime Estimation in Minutes (Table 2)

Number of modular battery strings	10 x E3SBT4	11 x E3SBT4	12 x E3SBT4	13 x E3SBT4	14 x E3SBT4	15 x E3SBT4	16 x E3SBT4	17 x E3SBT4	18 x E3SBT4
5% load (0.5 kW)	4800	5300	5900	6500	7200	7800	8400	9100	9700
10% load (1 kW)	2300	2600	2900	3200	3500	3800	4100	4400	4800
15% load (1.5 kW)	1500	1700	1800	2000	2200	2400	2600	2800	3000
20% load (2 kW)	1000	1200	1300	1500	1600	1700	1900	2000	2200
25% load (2.5 kW)	845	950	1000	1100	1200	1300	1500	1600	1700
30% load (3 kW)	685	765	850	940	1000	1100	1200	1300	1300
35% load (3.5 kW)	570	640	715	785	860	935	1000	1000	1100
40% load (4 kW)	485	545	610	670	735	800	865	930	995
45% load (4.5 kW)	425	475	530	580	635	695	750	805	865
50% load (5 kW)	370	420	465	515	560	610	660	710	765
55% load (5.5 kW)	330	375	415	460	500	545	590	635	680
60% load (6 kW)	300	335	375	410	450	490	530	570	615
65% load (6.5 kW)	270	305	340	375	410	445	480	520	555
70% load (7 kW)	245	280	310	340	375	405	440	475	510
75% load (7.5 kW)	225	255	285	315	345	375	405	435	470
80% load (8 kW)	210	235	265	290	320	345	375	405	435
85% load (8.5 kW)	195	220	245	270	295	320	350	375	400
90% load (9 kW)	180	205	230	250	275	300	325	350	375
95% load (9.5 kW)	170	190	215	235	255	280	305	325	350
100% load (10 kW)	160	180	200	220	240	265	285	310	330

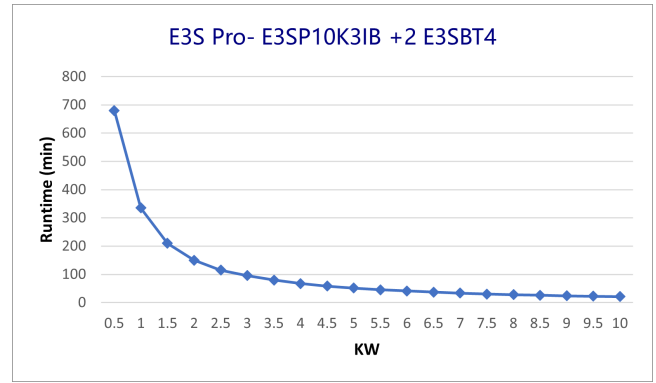
E3SP10K3IB Runtime Estimation in Minutes (Table 3)

Number of modular battery strings	19 x E3SBT4	20 x E3SBT4	21 x E3SBT4	22 x E3SBT4	23 x E3SBT4	24 x E3SBT4	25 x E3SBT4	26 x E3SBT4	27 x E3SBT4
5% load (0.5 kW)	10400	11100	11700	12400	13100	13800	14500	15200	15900
10% load (1 kW)	5100	5400	5800	6100	6400	6800	7100	7500	7800
15% load (1.5 kW)	3300	3500	3700	3900	4100	4300	4600	4800	5000
20% load (2 kW)	2300	2500	2600	2800	3000	3100	3300	3400	3600
25% load (2.5 kW)	1800	1900	2000	2200	2300	2400	2500	2700	2800
30% load (3 kW)	1400	1500	1600	1700	1800	1900	2000	2100	2200
35% load (3.5 kW)	1200	1300	1400	1400	1500	1600	1700	1800	1900
40% load (4 kW)	1000	1100	1200	1200	1300	1400	1400	1500	1600
45% load (4.5 kW)	925	985	1000	1100	1100	1200	1200	1300	1400
50% load (5 kW)	815	865	920	975	1000	1000	1100	1100	1200
55% load (5.5 kW)	725	775	820	870	915	965	1000	1000	1100
60% load (6 kW)	655	695	740	785	825	870	915	960	1000
65% load (6.5 kW)	595	635	670	710	750	790	830	870	915
70% load (7 kW)	545	580	615	650	685	720	760	795	835
75% load (7.5 kW)	500	530	565	600	630	665	700	735	765
80% load (8 kW)	460	490	520	555	585	615	645	680	710
85% load (8.5 kW)	430	455	485	515	540	570	600	630	660
90% load (9 kW)	400	425	455	480	505	535	560	585	615
95% load (9.5 kW)	375	400	425	450	475	500	525	550	575
100% load (10 kW)	355	375	400	420	445	470	495	520	540

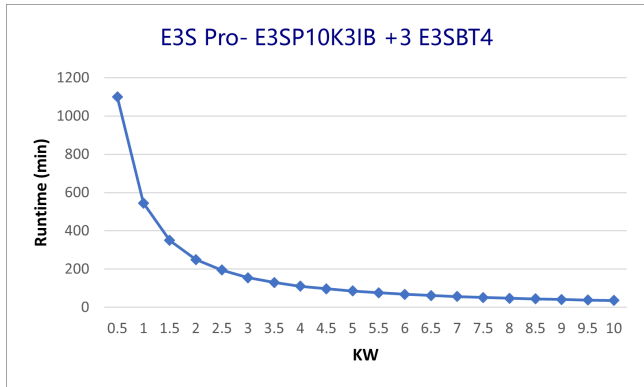
E3SP10K3IB with 1 E3SBT4



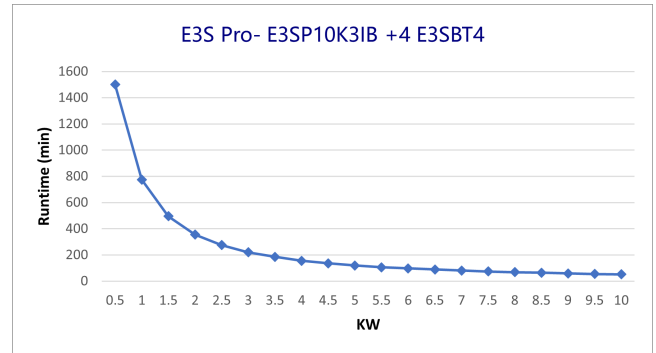
E3SP10K3IB with 2 E3SBT4



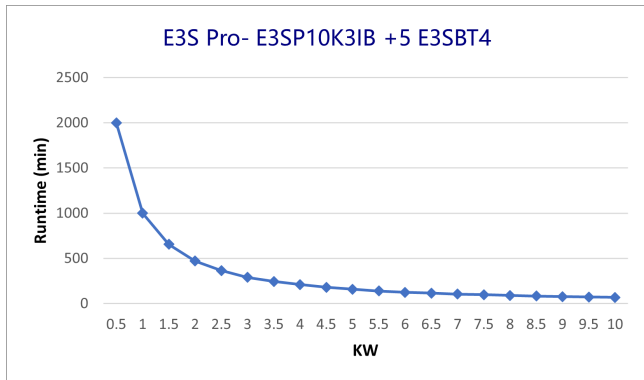
E3SP10K3IB with 3 E3SBT4



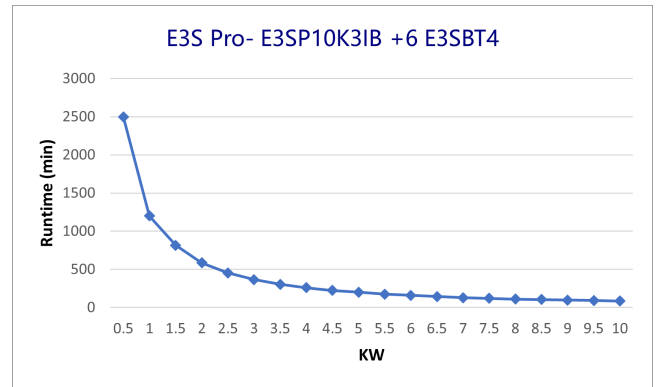
E3SP10K3IB with 4 E3SBT4



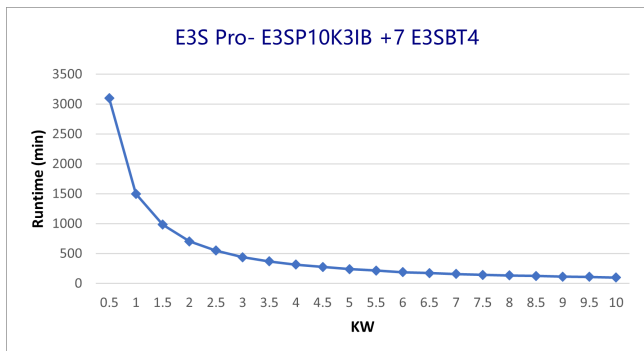
E3SP10K3IB with 5 E3SBT4



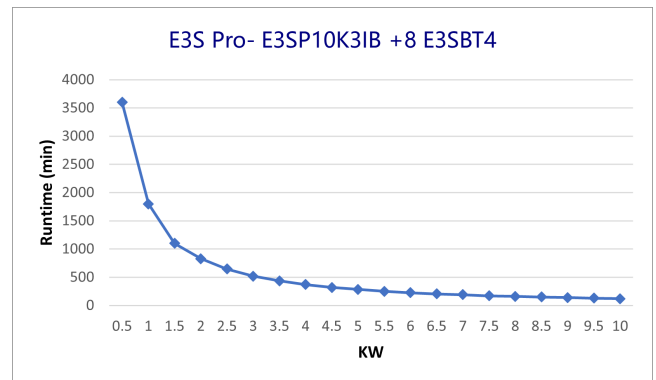
E3SP10K3IB with 6 E3SBT4



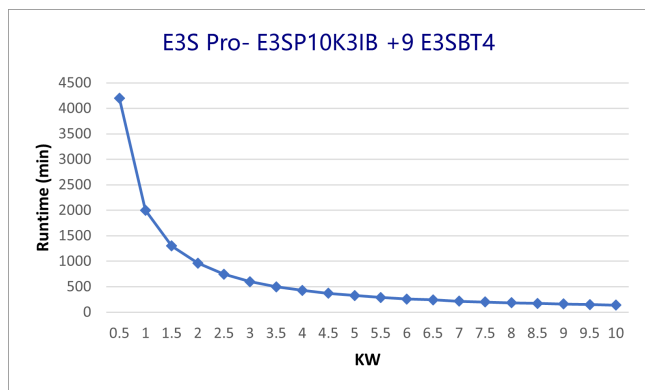
E3SP10K3IB with 7 E3SBT4



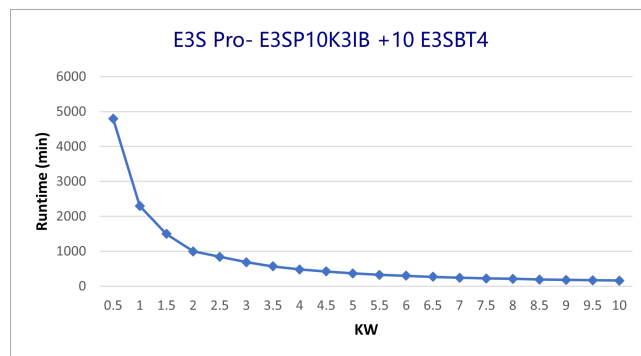
E3SP10K3IB with 8 E3SBT4



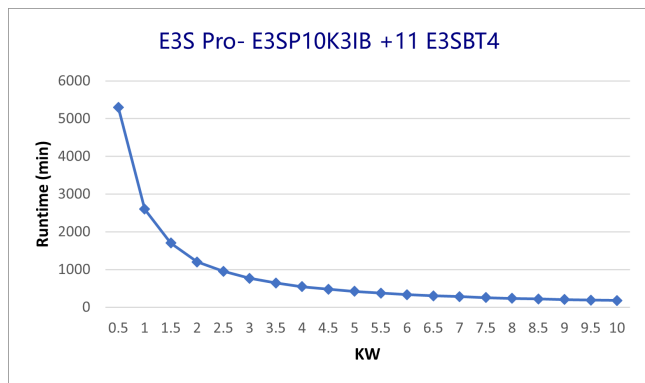
E3SP10K3IB with 9 E3SBT4



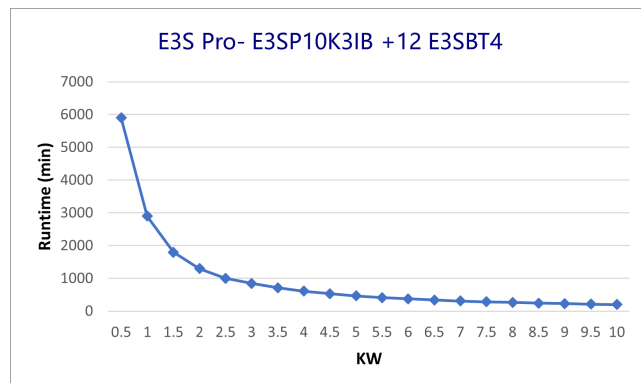
E3SP10K3IB with 10 E3SBT4



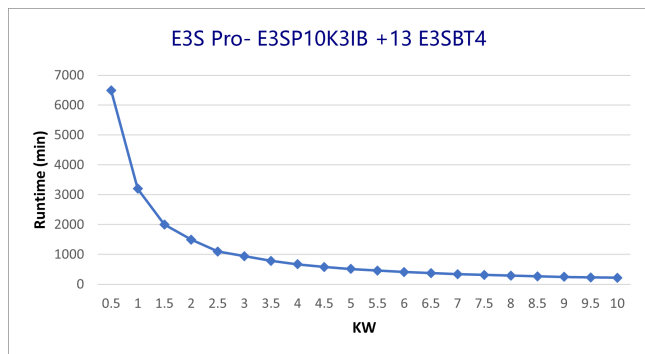
E3SP10K3IB with 11 E3SBT4



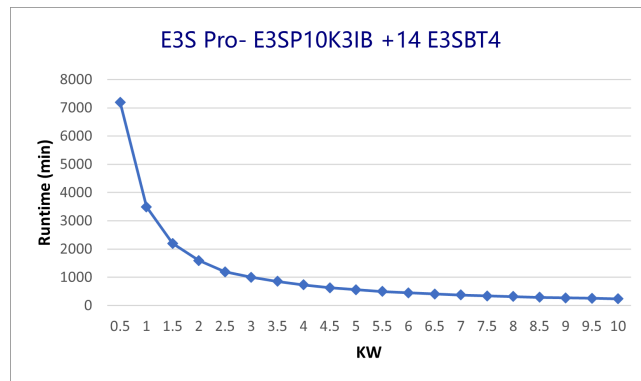
E3SP10K3IB with 12 E3SBT4



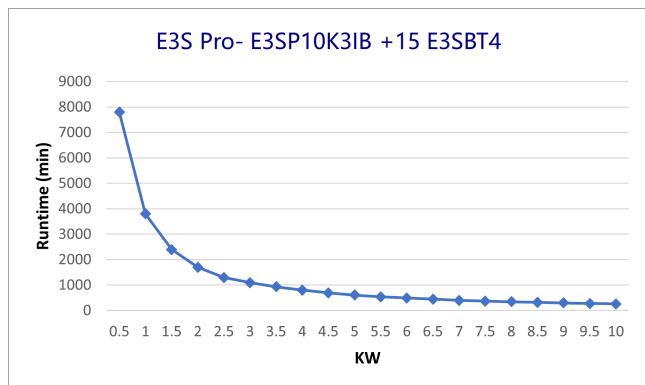
E3SP10K3IB with 13 E3SBT4



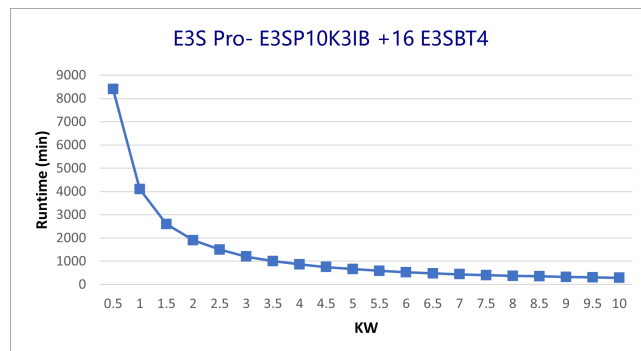
E3SP10K3IB with 14 E3SBT4



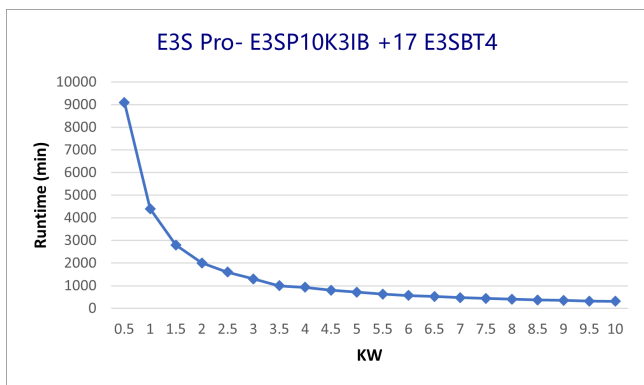
E3SP10K3IB with 15 E3SBT4



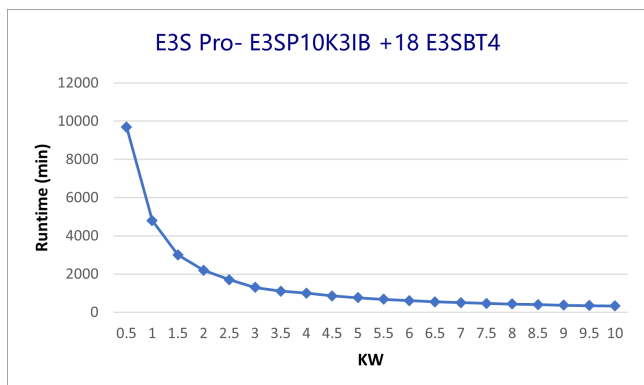
E3SP10K3IB with 16 E3SBT4



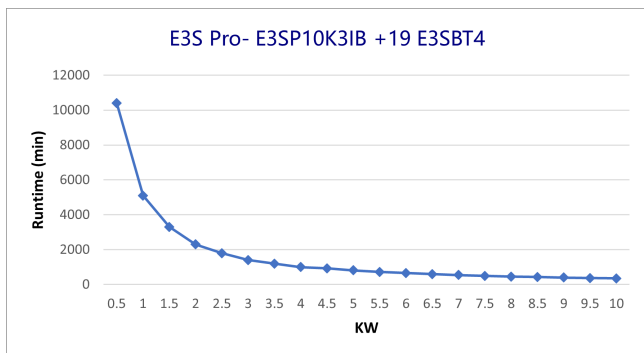
E3SP10K3IB with 17 E3SBT4



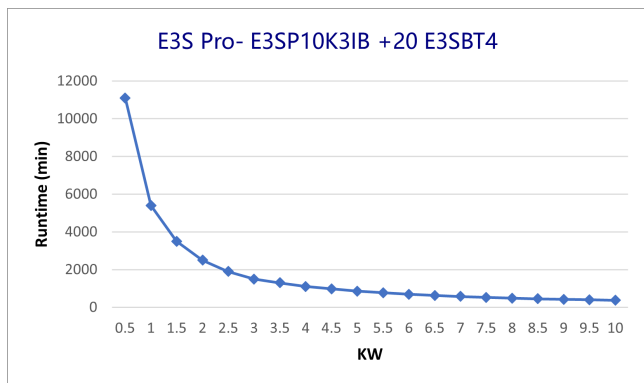
E3SP10K3IB with 18 E3SBT4



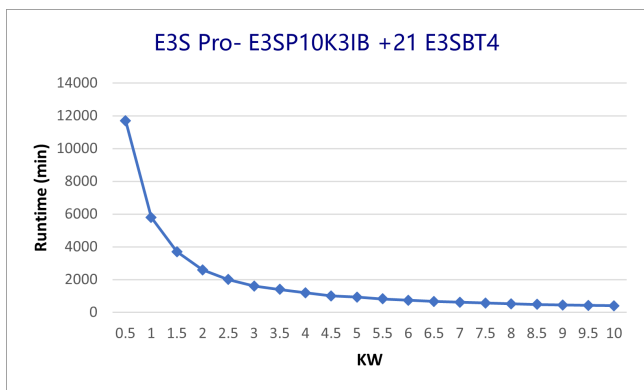
E3SP10K3IB with 19 E3SBT4



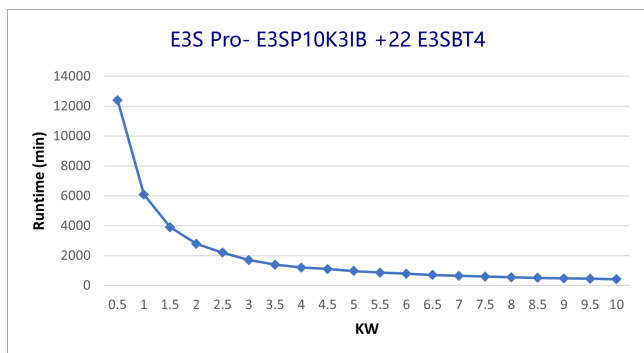
E3SP10K3IB with 20 E3SBT4



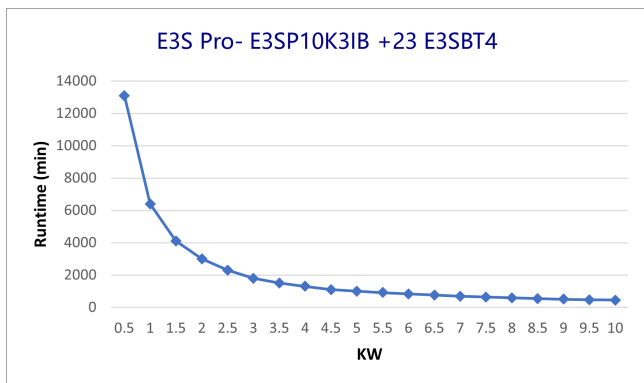
E3SP10K3IB with 21 E3SBT4



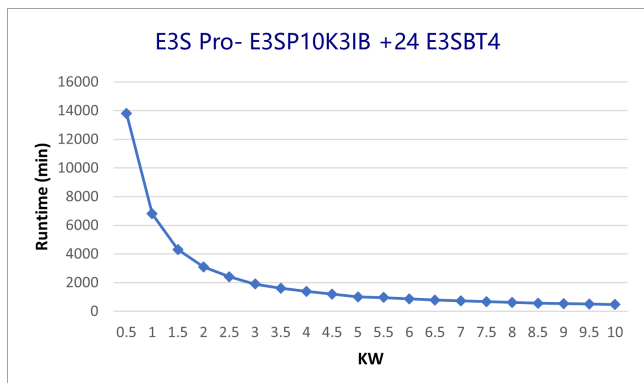
E3SP10K3IB with 22 E3SBT4



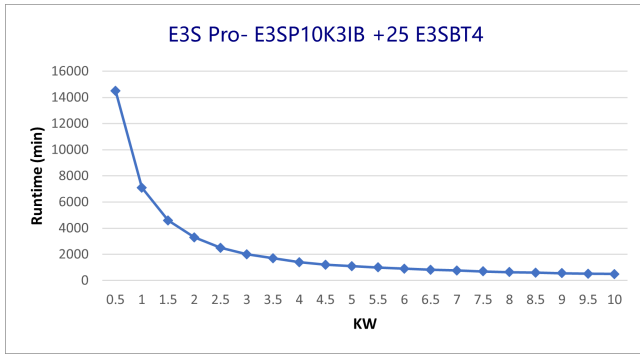
E3SP10K3IB with 23 E3SBT4



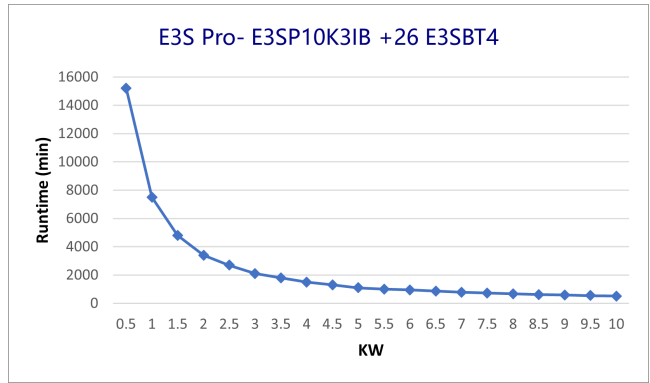
E3SP10K3IB with 24 E3SBT4



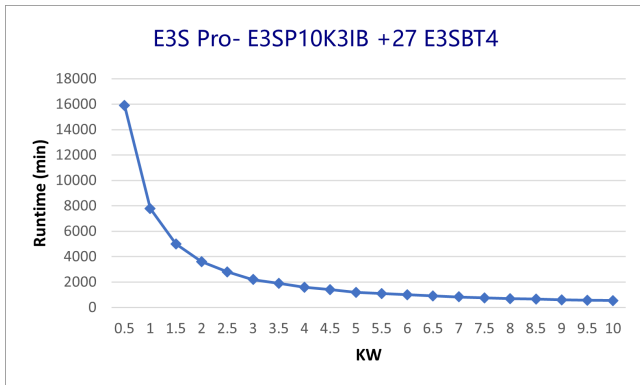
E3SP10K3IB with 25 E3SBT4



E3SP10K3IB with 26 E3SBT4



E3SP10K3IB with 27 E3SBT4



E3SP15K3IB Battery Runtimes

E3SP15K3IB Runtime Estimation in Minutes (Table 1)

Number of modular battery strings	1 x E3SBT4	2 x E3SBT4	3 x E3SBT4	4 x E3SBT4	5 x E3SBT4	6 x E3SBT4	7 x E3SBT4	8 x E3SBT4	9 x E3SBT4
5% load (0.75 kW)	195	455	745	1000	1300	1700	2000	2400	2800
10% load (1.5 kW)	91.5	210	350	495	655	815	985	1100	1300
15% load (2.25 kW)	57	135	220	315	415	515	625	735	845
20% load (3 kW)	40.5	96.5	155	225	295	370	445	525	605
25% load (3.75 kW)	30.5	73.5	120	170	225	285	340	405	465
30% load (4.5 kW)	24	59	98	135	180	225	275	325	375
35% load (5.25 kW)	19.5	48.5	81	115	150	190	230	270	310
40% load (6 kW)	16.5	41	69	98.5	125	160	195	230	265
45% load (6.75 kW)	14	35.5	59.5	85	110	140	170	200	230
50% load (7.5 kW)	12	31	52	75	99	120	145	175	200
55% load (8.25 kW)	10.5	27.5	46	66.5	88	110	130	155	180
60% load (9 kW)	9.4	24.5	41.5	59.5	79	99	115	140	160
65% load (9.75 kW)	8.3	22	37.5	54	71	89.5	105	125	145
70% load (10.5 kW)	7.4	20	34	49	65	81.5	98.5	115	130
75% load (11.25 kW)	6.6	18	31	44.5	59.5	74.5	90.5	105	120
80% load (12 kW)	6	16.5	28.5	41.5	55	69.5	84	99	115
85% load (12.75 kW)	5.4	15	26.5	38.5	51	64	78	92	105
90% load (13.5 kW)	—	14	24.5	35.5	47.5	59.5	72.5	85.5	99
95% load (14.25 kW)	—	13	22.5	33	44	55.5	67.5	80	92.5
100% load (15 kW)	—	12	21	31	41.5	52	63	74.5	86.5

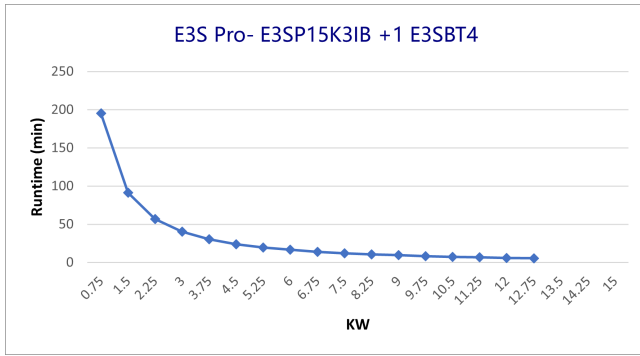
E3SP15K3IB Runtime Estimation in Minutes (Table 2)

Number of modular battery strings	10 x E3SBT4	11 x E3SBT4	12 x E3SBT4	13 x E3SBT4	14 x E3SBT4	15 x E3SBT4	16 x E3SBT4	17 x E3SBT4	18 x E3SBT4
5% load (0.75 kW)	3200	3600	4000	4400	4800	5200	5600	6100	6500
10% load (1.5 kW)	1500	1700	1800	2000	2200	2400	2600	2800	3000
15% load (2.25 kW)	960	1000	1200	1300	1400	1500	1700	1800	1900
20% load (3 kW)	690	775	860	945	1000	1100	1200	1300	1400
25% load (3.75 kW)	530	595	660	730	795	865	940	1000	1000
30% load (4.5 kW)	425	480	530	585	640	700	755	815	870
35% load (5.25 kW)	355	395	440	485	535	580	630	675	725
40% load (6 kW)	300	340	375	415	455	495	535	575	620
45% load (6.75 kW)	260	295	325	360	395	430	465	500	535
50% load (7.5 kW)	230	260	285	315	345	380	410	440	470
55% load (8.25 kW)	205	230	255	280	310	335	365	390	420
60% load (9 kW)	185	205	230	255	280	300	325	355	380
65% load (9.75 kW)	165	185	210	230	250	275	295	320	340
70% load (10.5 kW)	150	170	190	210	230	250	270	290	310
75% load (11.25 kW)	140	155	175	190	210	230	245	265	285
80% load (12 kW)	130	145	160	180	195	215	230	250	265
85% load (12.75 kW)	120	135	150	165	180	195	215	230	245
90% load (13.5 kW)	110	125	140	155	170	185	200	215	230
95% load (14.25 kW)	105	115	130	145	155	170	185	200	215
100% load (15 kW)	98.5	110	120	135	145	160	175	185	200

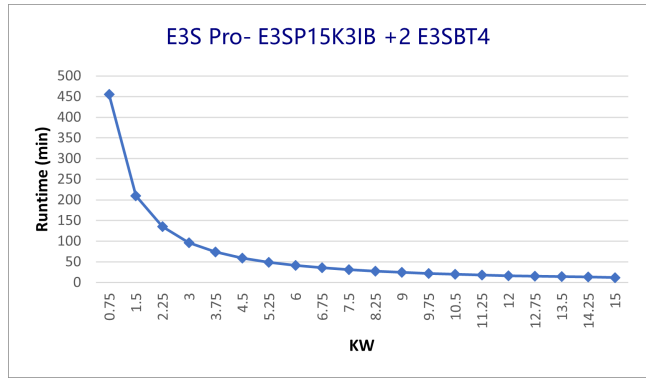
E3SP15K3IB Runtime Estimation in Minutes (Table 3)

Number of modular battery strings	19 x E3SBT4	20 x E3SBT4	21 x E3SBT4	22 x E3SBT4	23 x E3SBT4	24 x E3SBT4	25 x E3SBT4	26 x E3SBT4	27 x E3SBT4
5% load (0.75 kW)	6900	7400	7800	8300	8700	9200	9700	10200	10600
10% load (1.5 kW)	3300	3500	3700	3900	4100	4300	4600	4800	5000
15% load (2.25 kW)	2000	2200	2300	2500	2600	2700	2900	3000	3200
20% load (3 kW)	1500	1600	1600	1700	1800	1900	2000	2100	2300
25% load (3.75 kW)	1100	1200	1300	1300	1400	1500	1600	1600	1700
30% load (4.5 kW)	930	990	1000	1100	1100	1200	1300	1300	1400
35% load (5.25 kW)	775	825	875	925	975	1000	1000	1100	1100
40% load (6 kW)	660	705	745	790	835	875	920	965	1000
45% load (6.75 kW)	570	610	645	685	720	760	800	840	880
50% load (7.5 kW)	505	535	570	605	635	670	705	740	775
55% load (8.25 kW)	450	480	510	535	565	600	630	660	690
60% load (9 kW)	405	430	455	485	510	540	565	595	620
65% load (9.75 kW)	365	390	415	435	460	485	510	535	560
70% load (10.5 kW)	335	355	375	400	420	445	465	490	510
75% load (11.25 kW)	305	325	345	365	385	405	430	450	470
80% load (12 kW)	285	305	320	340	360	380	400	420	440
85% load (12.75 kW)	265	280	300	315	335	350	370	390	405
90% load (13.5 kW)	245	260	280	295	310	325	345	360	380
95% load (14.25 kW)	230	245	260	275	290	305	320	335	355
100% load (15 kW)	215	230	245	260	270	285	300	315	330

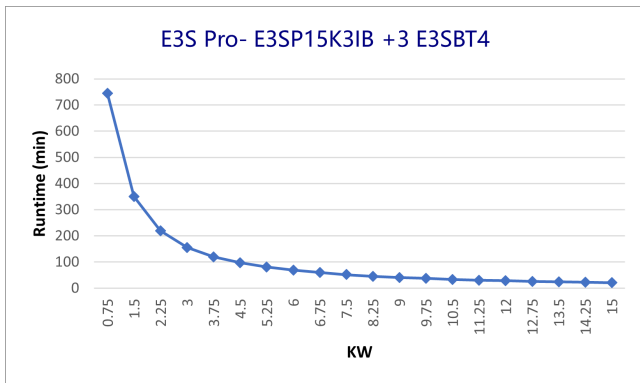
E3SP15K3IB with 1 E3SBT4



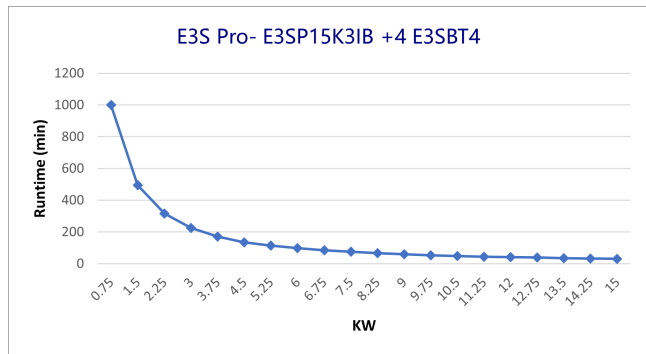
E3SP15K3IB with 2 E3SBT4



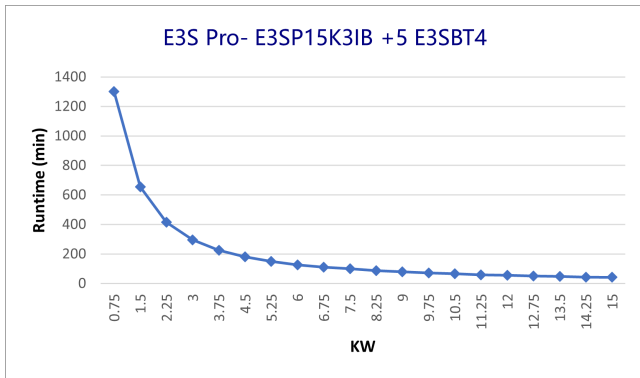
E3SP15K3IB with 3 E3SBT4



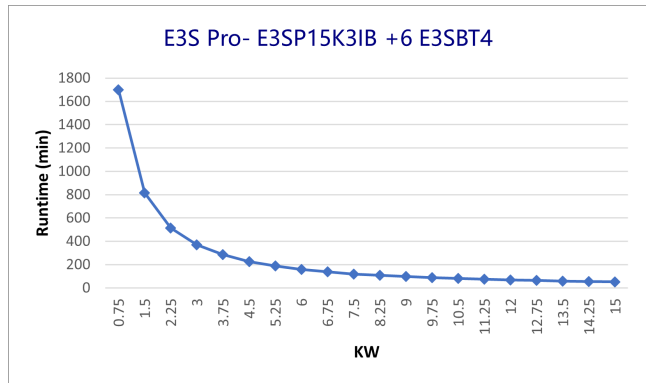
E3SP15K3IB with 4 E3SBT4



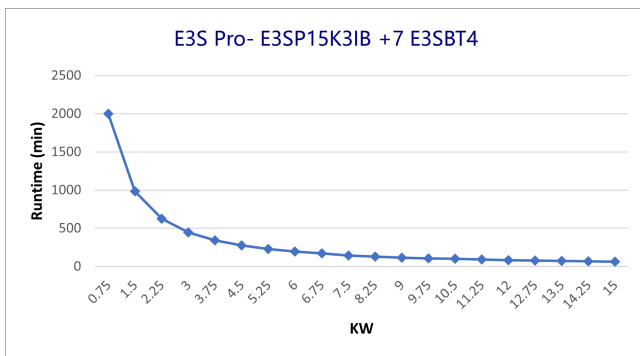
E3SP15K3IB with 5 E3SBT4



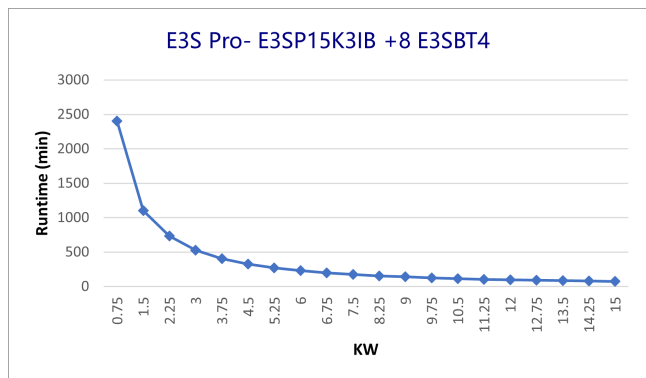
E3SP15K3IB with 6 E3SBT4



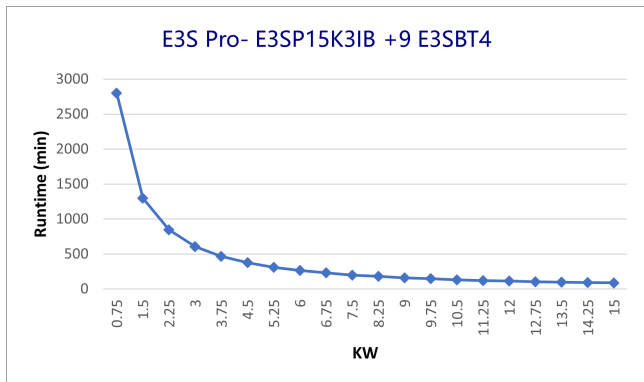
E3SP15K3IB with 7 E3SBT4



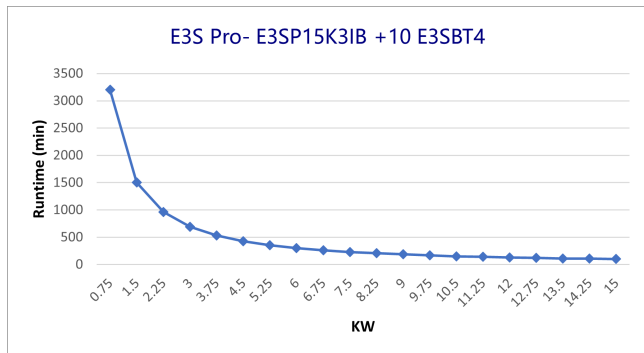
E3SP15K3IB with 8 E3SBT4



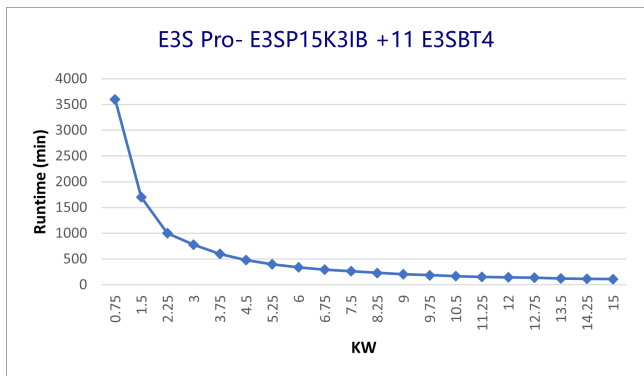
E3SP15K3IB with 9 E3SBT4



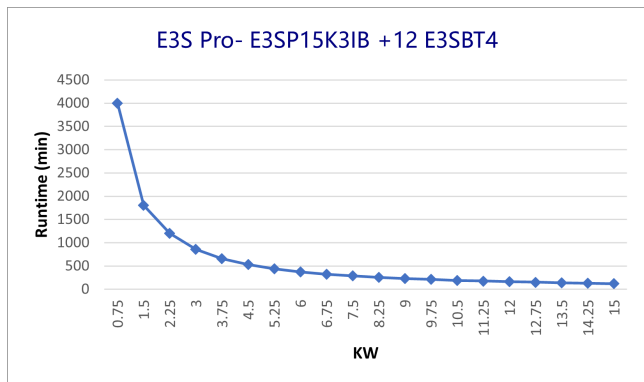
E3SP15K3IB with 10 E3SBT4



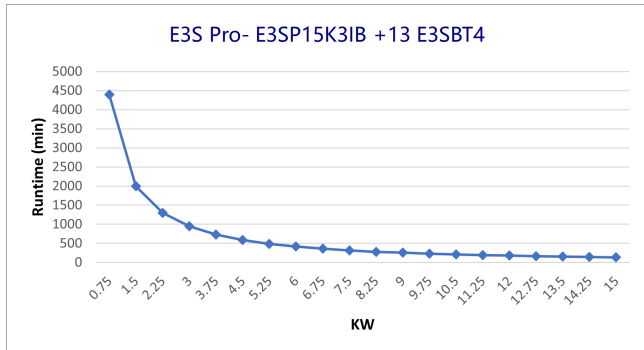
E3SP15K3IB with 11 E3SBT4



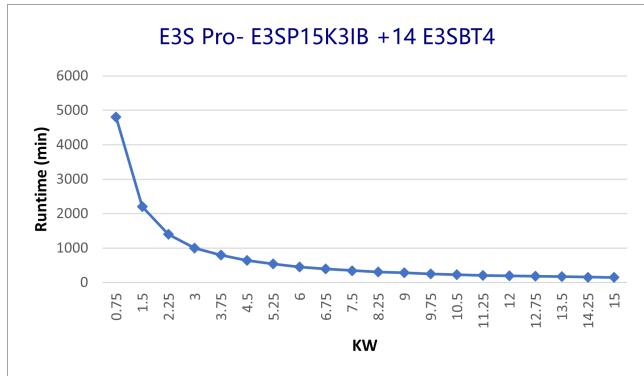
E3SP15K3IB with 12 E3SBT4



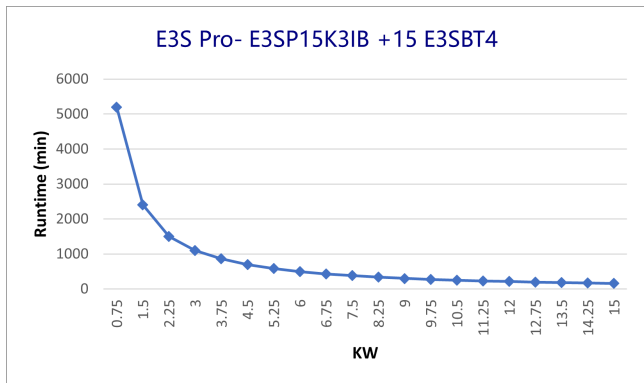
E3SP15K3IB with 13 E3SBT4



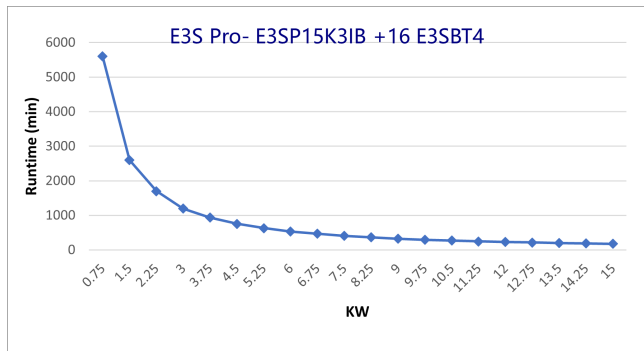
E3SP15K3IB with 14 E3SBT4



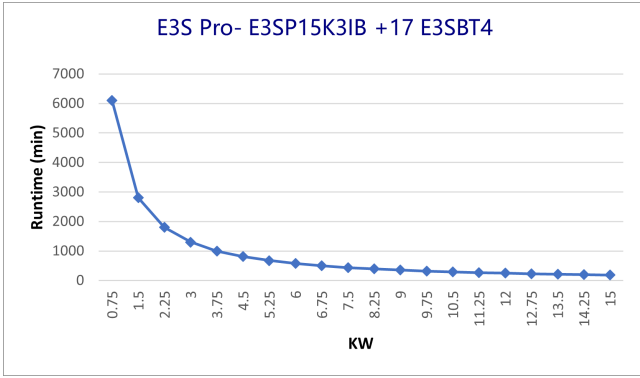
E3SP15K3IB with 15 E3SBT4



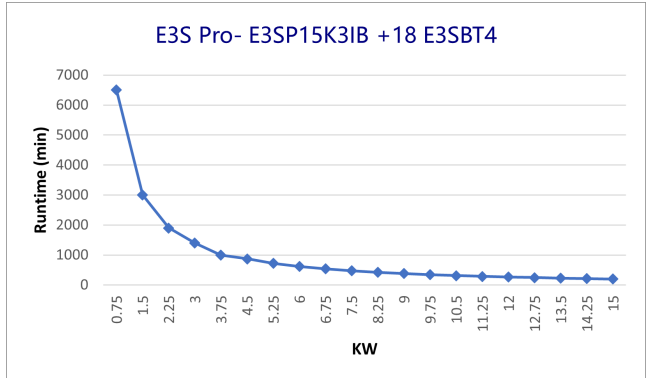
E3SP15K3IB with 16 E3SBT4



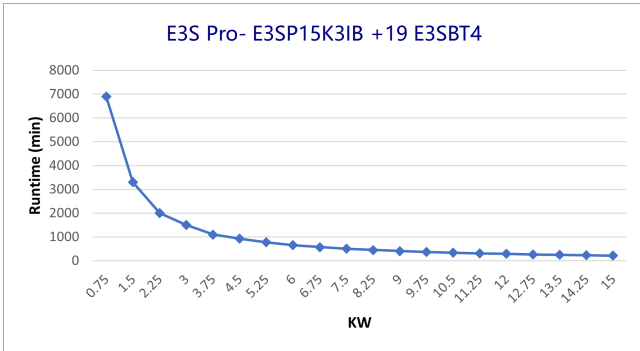
E3SP15K3IB with 17 E3SBT4



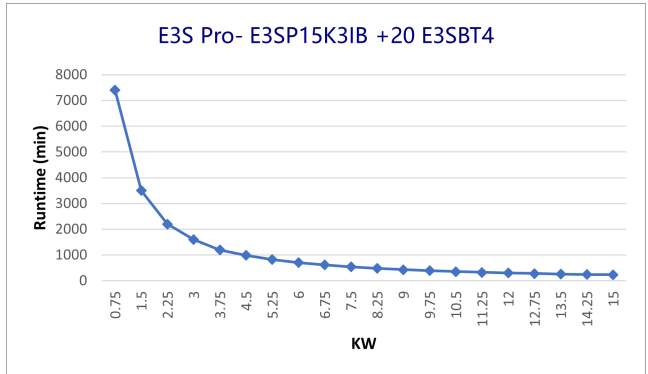
E3SP15K3IB with 18 E3SBT4



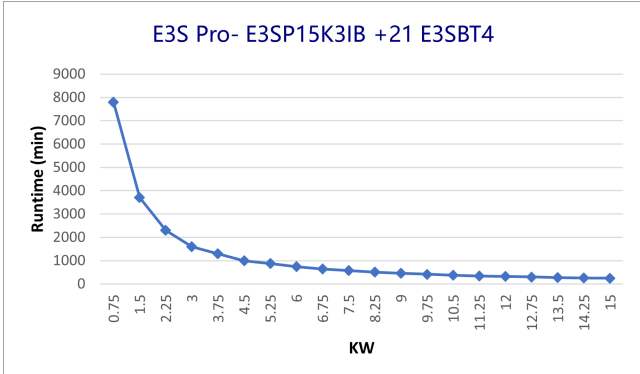
E3SP15K3IB with 19 E3SBT4



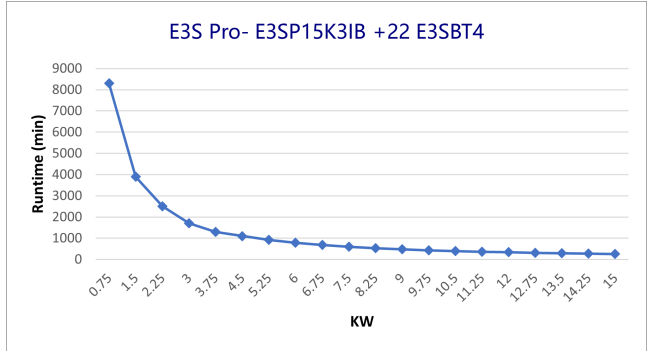
E3SP15K3IB with 20 E3SBT4



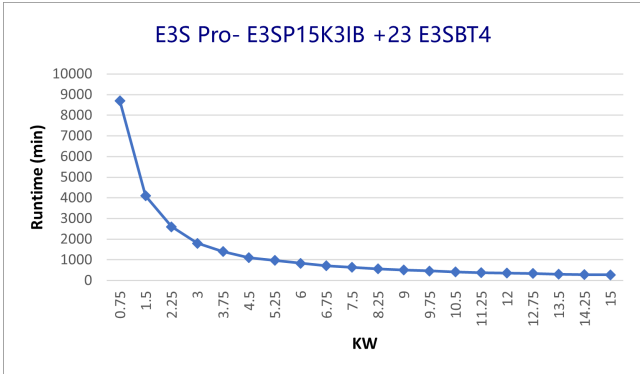
E3SP15K3IB with 21 E3SBT4



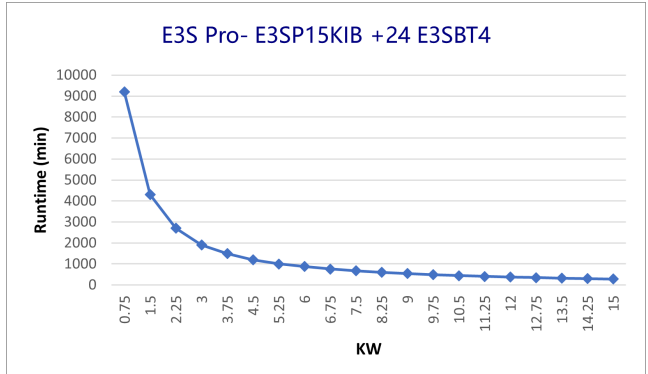
E3SP15K3IB with 22 E3SBT4



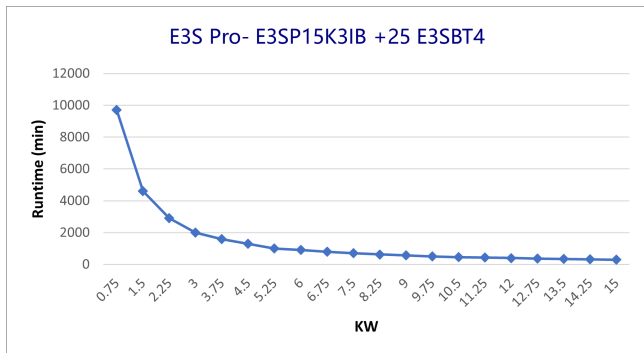
E3SP15K3IB with 23 E3SBT4



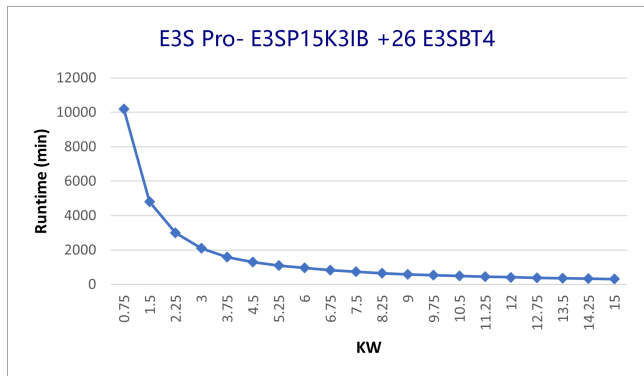
E3SP15K3IB with 24 E3SBT4



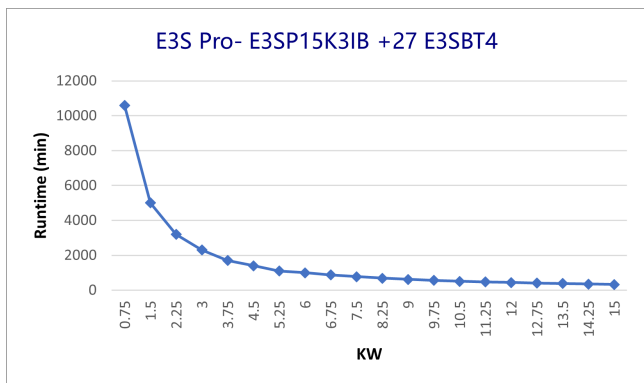
E3SP15K3IB with 25 E3SBT4



E3SP15K3IB with 26 E3SBT4



E3SP15K3IB with 27 E3SBT4



E3SP20K3IB Battery Runtimes

E3SP20K3IB Runtime Estimation in Minutes (Table 1)

Number of modular battery strings	1 x E3SBT4	2 x E3SBT4	3 x E3SBT4	4 x E3SBT4	5 x E3SBT4	6 x E3SBT4	7 x E3SBT4	8 x E3SBT4	9 x E3SBT4
5% load (1 kW)	130	315	515	730	955	1100	1400	1600	1900
10% load (2 kW)	63.5	145	245	345	455	570	690	810	935
15% load (3 kW)	39.5	94	155	220	290	360	435	510	590
20% load (4 kW)	27.5	67	110	155	205	260	310	365	425
25% load (5 kW)	20.5	51	85	120	155	200	240	280	325
30% load (6 kW)	16.5	41	68	97.5	125	160	190	225	260
35% load (7 kW)	13	33.5	56.5	81	105	130	160	190	220
40% load (8 kW)	11	28.5	48	69	91	110	135	160	185
45% load (9 kW)	9.3	24.5	41	59.5	78.5	98.5	115	140	160
50% load (10 kW)	7.9	21	36	52	68.5	86	100	120	140
55% load (11 kW)	6.9	18.5	32	46	61	77	93	110	125
60% load (12 kW)	6	16.5	28.5	41.5	55	69.5	84	99	115
65% load (13 kW)	5.2	14.5	25.5	37.5	49.5	62.5	75.5	89.5	100
70% load (14 kW)	—	13.5	23.5	34	45.5	57	69	82	94.5
75% load (15 kW)	—	12	21	31	41.5	52	63	74.5	86.5
80% load (16 kW)	—	11	19.5	28.5	38	48	58.5	69	80
85% load (17 kW)	—	10	18	26	35	44.5	54	64	74
90% load (18 kW)	—	9.4	16.5	24.5	32.5	41.5	50.5	59.5	69
95% load (19 kW)	—	8.6	15.5	22.5	30.5	38.5	47	55.5	64.5
100% load (20 kW)	—	8	14	21	28.5	36	44	52	60.5

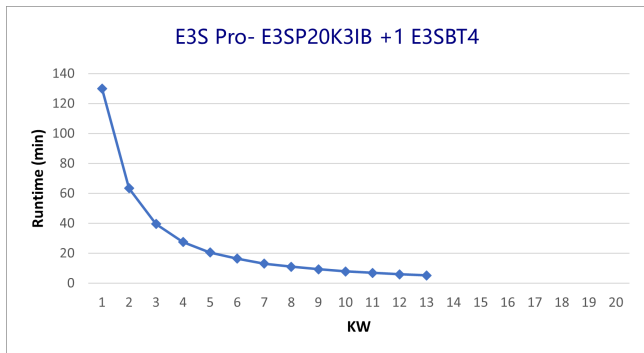
E3SP20K3IB Runtime Estimation in Minutes (Table 2)

Number of modular battery strings	10 x E3SBT4	11 x E3SBT4	12 x E3SBT4	13 x E3SBT4	14 x E3SBT4	15 x E3SBT4	16 x E3SBT4	17 x E3SBT4	18 x E3SBT4
5% load (1 kW)	2200	2400	2700	3000	3300	3600	3900	4200	4500
10% load (2 kW)	1000	1100	1300	1400	1600	1700	1800	2000	2100
15% load (3 kW)	670	755	840	925	1000	1100	1100	1200	1300
20% load (4 kW)	480	540	605	665	725	790	855	920	985
25% load (5 kW)	370	415	465	510	560	610	660	710	760
30% load (6 kW)	300	335	375	410	450	490	530	570	615
35% load (7 kW)	250	280	310	345	375	410	440	475	510
40% load (8 kW)	210	235	265	290	320	350	375	405	435
45% load (9 kW)	185	205	230	255	275	300	325	350	375
50% load (10 kW)	160	180	200	220	240	265	285	310	330
55% load (11 kW)	145	160	180	200	215	235	255	275	295
60% load (12 kW)	130	145	160	180	195	215	230	250	265
65% load (13 kW)	115	130	145	160	175	190	210	225	240
70% load (14 kW)	105	120	135	145	160	175	190	205	220
75% load (15 kW)	98.5	110	120	135	145	160	175	185	200
80% load (16 kW)	91.5	100	110	125	135	150	160	175	185
85% load (17 kW)	84.5	95	105	115	125	135	150	160	170
90% load (18 kW)	79	89	99	105	115	130	140	150	160
95% load (19 kW)	73.5	82.5	92	100	110	120	130	140	150
100% load (20 kW)	69	78	86.5	96	105	110	120	130	140

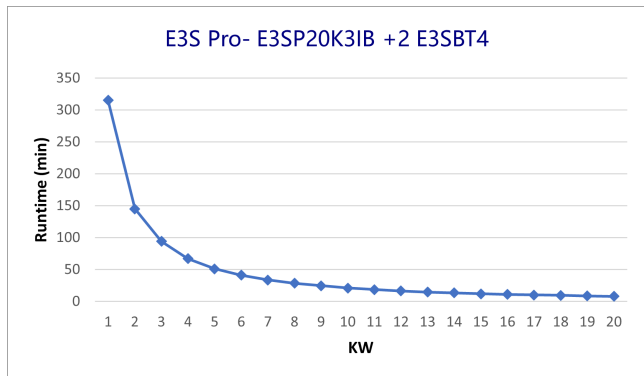
E3SP20K3IB Runtime Estimation in Minutes (Table 3)

Number of modular battery strings	19 x E3SBT4	20 x E3SBT4	21 x E3SBT4	22 x E3SBT4	23 x E3SBT4	24 x E3SBT4	25 x E3SBT4	26 x E3SBT4	27 x E3SBT4
5% load (1 kW)	4800	5100	5400	5700	6000	6400	6700	7000	7400
10% load (2 kW)	2300	2400	2600	2700	2900	3000	3200	3300	3500
15% load (3 kW)	1400	1500	1600	1700	1800	1900	2000	2100	2200
20% load (4 kW)	1000	1100	1100	1200	1300	1400	1400	1500	1600
25% load (5 kW)	810	865	915	970	1000	1000	1100	1100	1200
30% load (6 kW)	655	695	740	785	825	870	915	960	1000
35% load (7 kW)	545	580	615	650	690	725	760	800	835
40% load (8 kW)	465	495	525	555	585	620	650	680	715
45% load (9 kW)	400	430	455	480	510	535	565	590	620
50% load (10 kW)	355	375	400	420	445	470	495	520	540
55% load (11 kW)	315	335	355	380	400	420	440	465	485
60% load (12 kW)	285	305	320	340	360	380	400	420	440
65% load (13 kW)	255	275	290	305	325	340	360	375	395
70% load (14 kW)	235	250	265	280	300	315	330	345	360
75% load (15 kW)	215	230	245	260	270	285	300	315	330
80% load (16 kW)	200	210	225	240	250	265	280	295	305
85% load (17 kW)	185	195	210	220	235	245	260	270	285
90% load (18 kW)	170	185	195	205	220	230	240	255	265
95% load (19 kW)	160	170	180	190	205	215	225	235	250
100% load (20 kW)	150	160	170	180	190	200	210	220	235

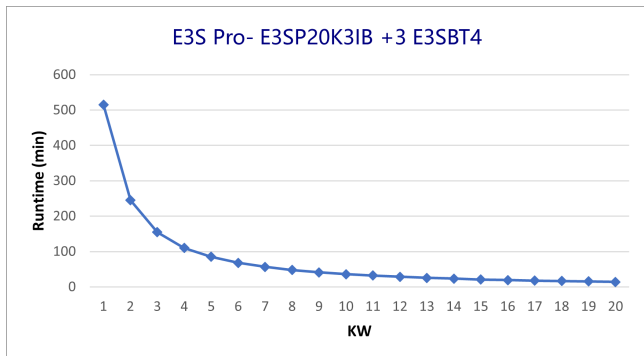
E3SP20K3IB with 1 E3SBT4



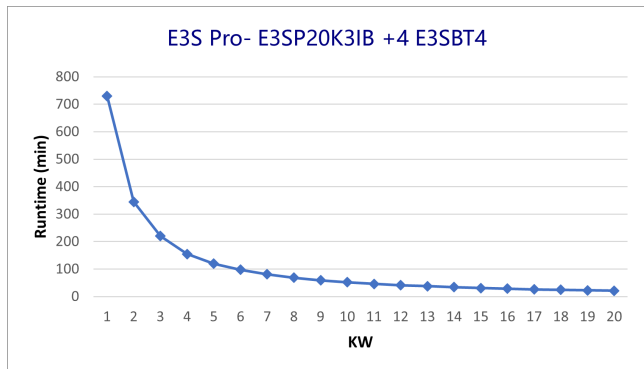
E3SP20K3IB with 2 E3SBT4



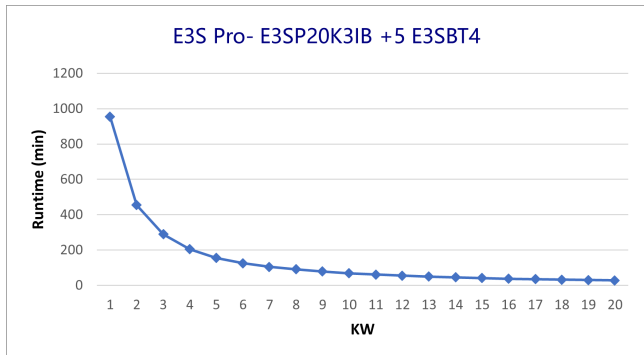
E3SP20K3IB with 3 E3SBT4



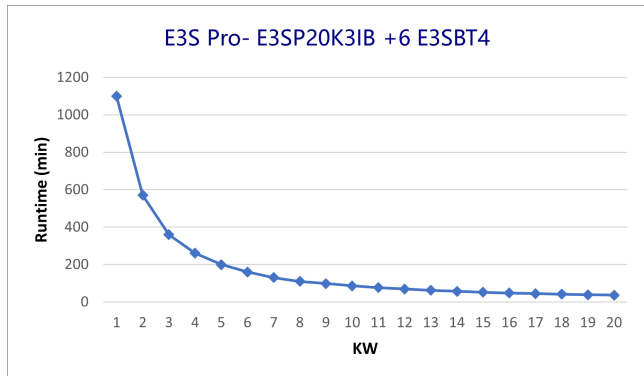
E3SP20K3IB with 4 E3SBT4



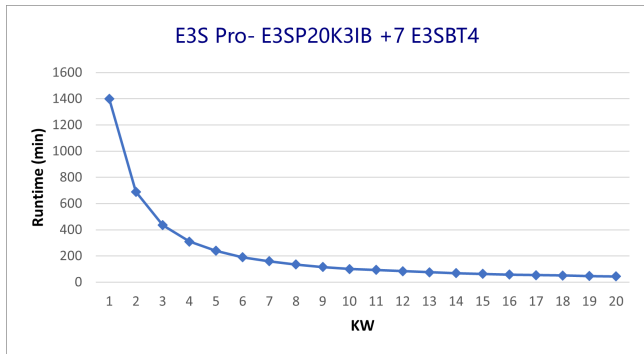
E3SP20K3IB with 5 E3SBT4



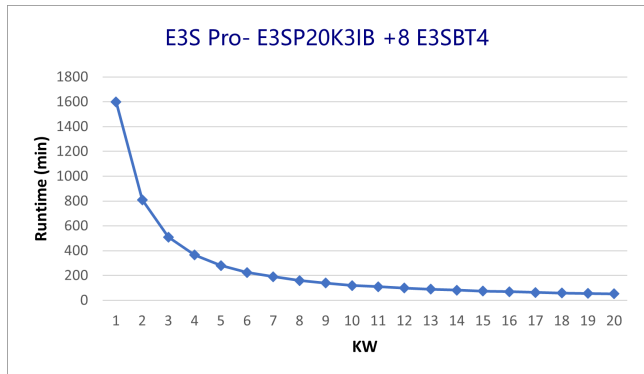
E3SP20K3IB with 6 E3SBT4



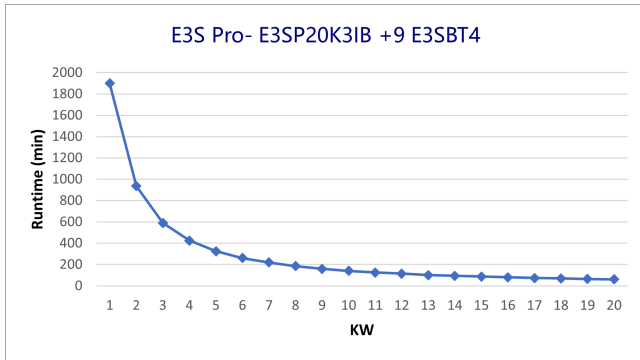
E3SP20K3IB with 7 E3SBT4



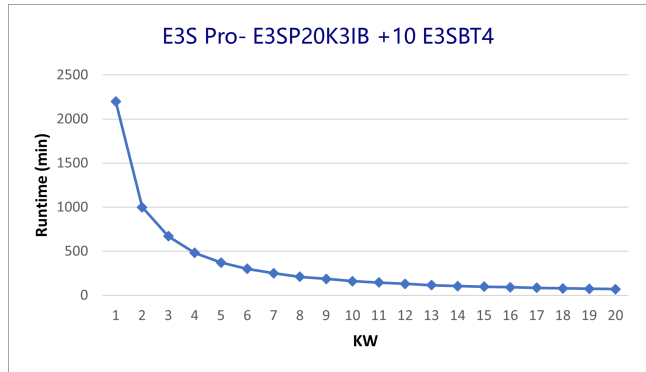
E3SP20K3IB with 8 E3SBT4



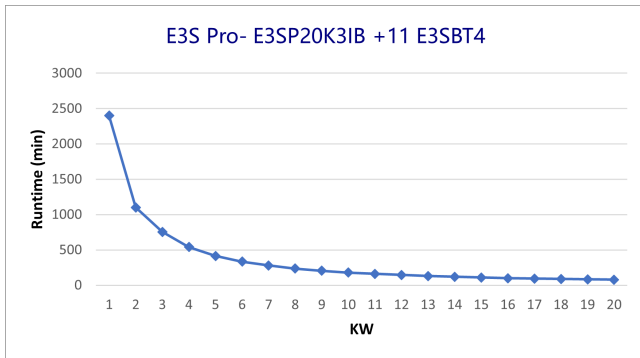
E3SP20K3IB with 9 E3SBT4



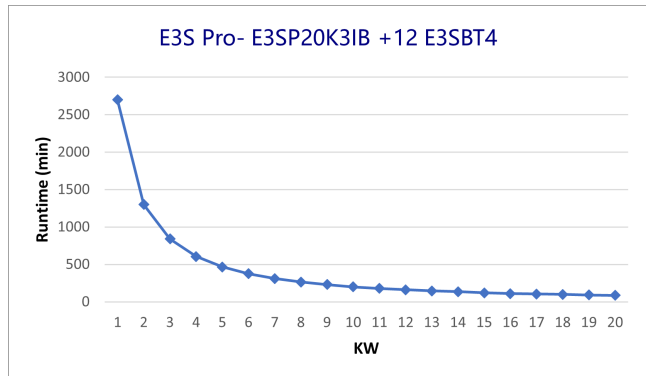
E3SP20K3IB with 10 E3SBT4



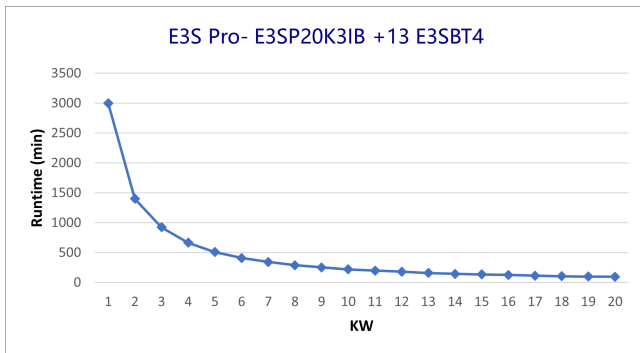
E3SP20K3IB with 11 E3SBT4



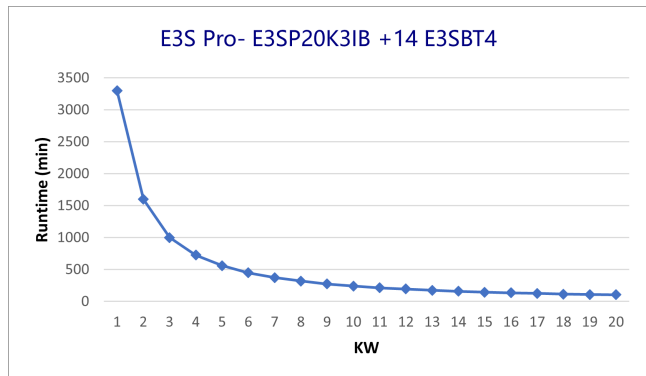
E3SP20K3IB with 12 E3SBT4



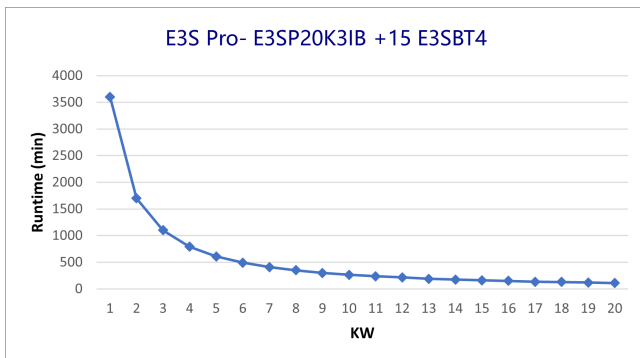
E3SP20K3IB with 13 E3SBT4



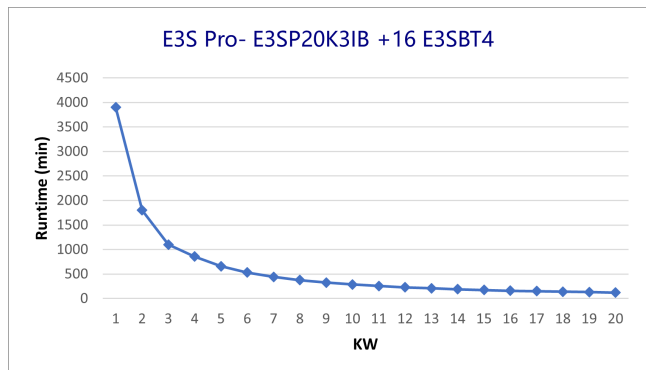
E3SP20K3IB with 14 E3SBT4



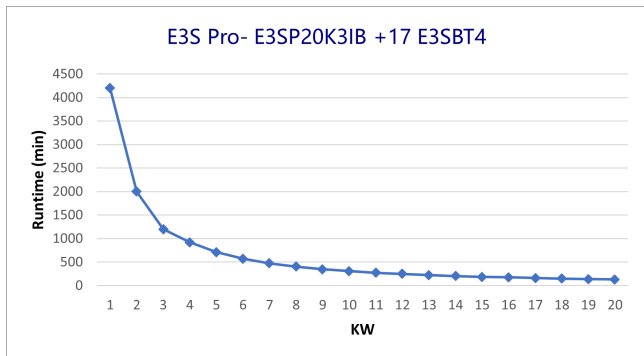
E3SP20K3IB with 15 E3SBT4



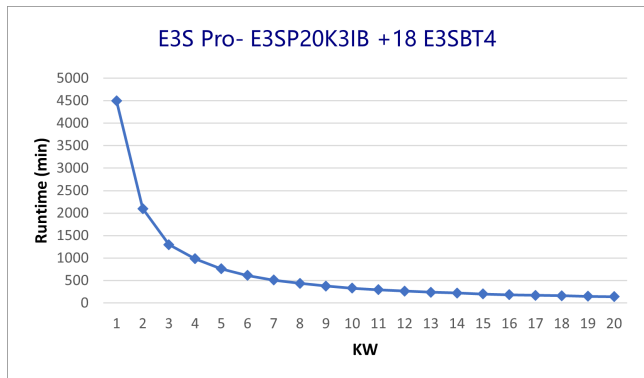
E3SP20K3IB with 16 E3SBT4



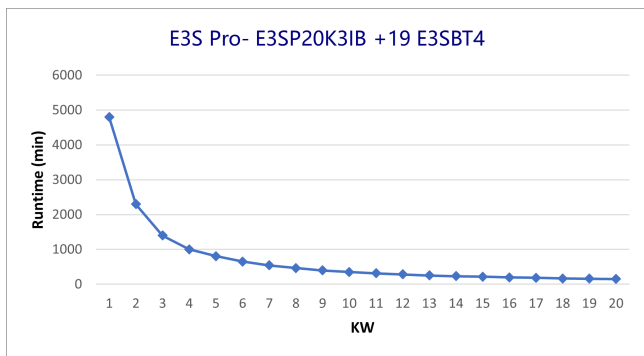
E3SP20K3IB with 17 E3SBT4



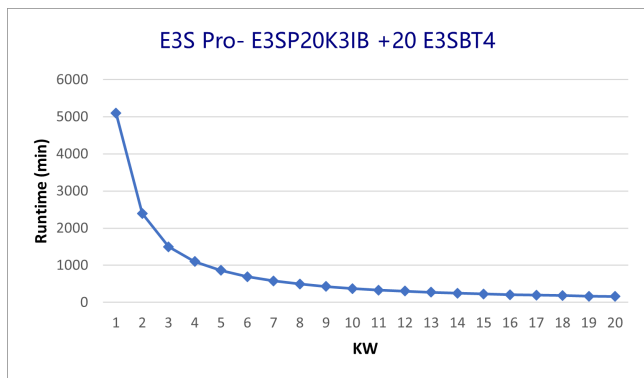
E3SP20K3IB with 18 E3SBT4



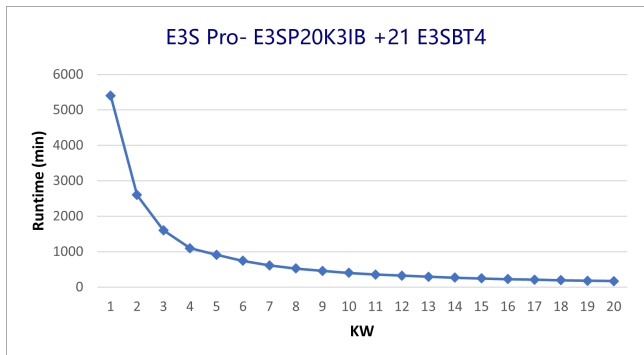
E3SP20K3IB with 19 E3SBT4



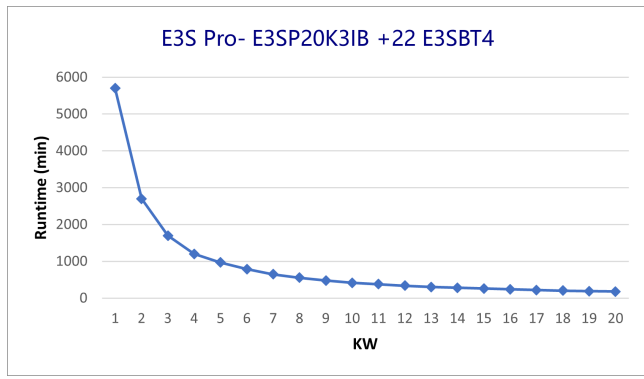
E3SP20K3IB with 20 E3SBT4



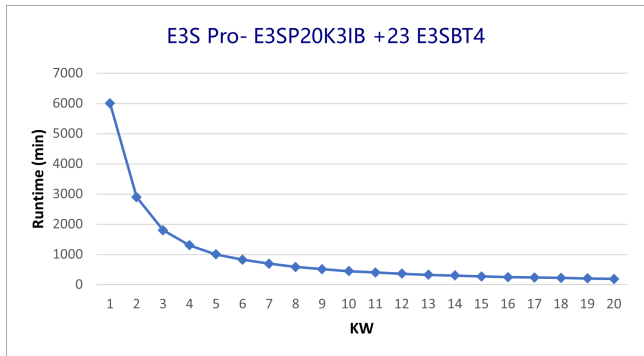
E3SP20K3IB with 21 E3SBT4



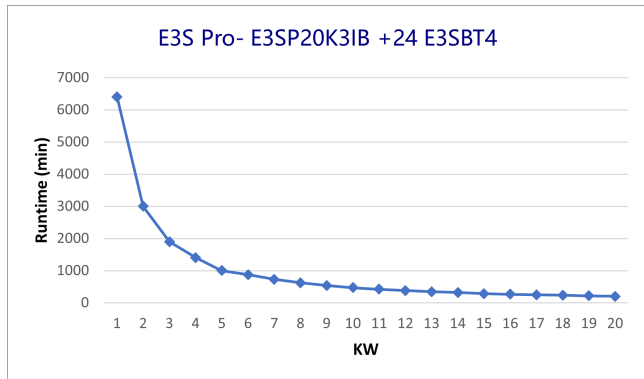
E3SP20K3IB with 22 E3SBT4



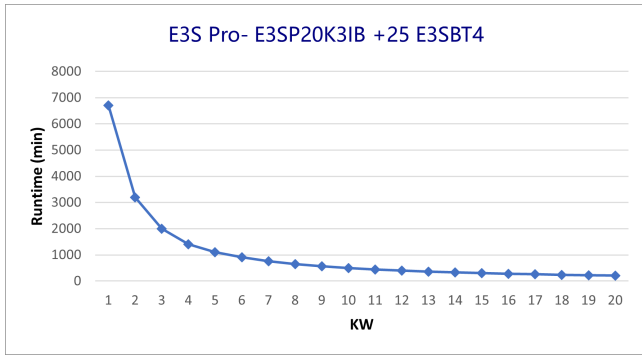
E3SP20K3IB with 23 E3SBT4



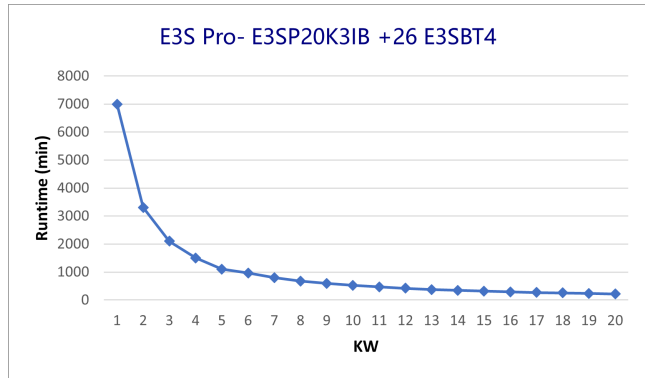
E3SP20K3IB with 24 E3SBT4



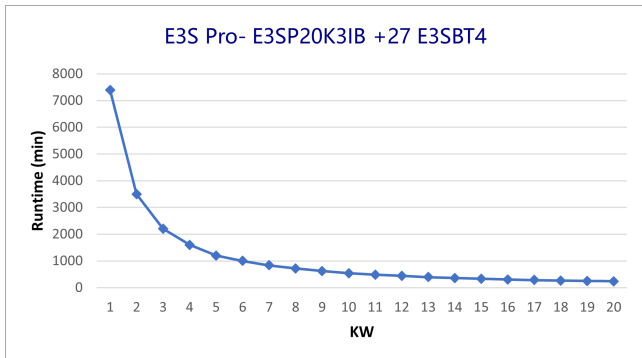
E3SP20K3IB with 25 E3SBT4



E3SP20K3IB with 26 E3SBT4



E3SP20K3IB with 27 E3SBT4



E3SP30K3IB Battery Runtimes

E3SP30K3IB Runtime Estimation in Minutes (Table 1)

Number of modular battery strings	1 x E3SBT4	2 x E3SBT4	3 x E3SBT4	4 x E3SBT4	5 x E3SBT4	6 x E3SBT4	7 x E3SBT4	8 x E3SBT4	9 x E3SBT4
5% load (1.5 kW)	82.5	190	315	450	590	740	890	1000	1200
10% load (3 kW)	38.5	91.5	150	215	280	350	425	500	575
15% load (4.5 kW)	23.5	57	95	135	175	220	265	315	365
20% load (6 kW)	16	40.5	67.5	96.5	125	155	190	225	260
25% load (7.5 kW)	12	30.5	51.5	74	97.5	120	145	170	200
30% load (9 kW)	9.3	24	41	59	78	98	115	140	160
35% load (10.5 kW)	7.4	20	34	49	65	81.5	98.5	115	130
40% load (12 kW)	6	16.5	28.5	41.5	55	69.5	84	99	115
45% load (13.5 kW)	—	14	24.5	35.5	47.5	59.5	72.5	85.5	99
50% load (15 kW)	—	12	21.5	31	41.5	52.5	63.5	75.5	87
55% load (16.5 kW)	—	10.5	18.5	27.5	36.5	46.5	56.5	66.5	77
60% load (18 kW)	—	9.4	16.5	24.5	32.5	41.5	50.5	59.5	69
65% load (19.5 kW)	—	8.4	15	22	29.5	37.5	45.5	54	63
70% load (21 kW)	—	7.4	13.5	20	27	34	41.5	49	57
75% load (22.5 kW)	—	6.6	12	18	24.5	31	38	45	52
80% load (24 kW)	—	6	11	16.5	22.5	28.5	35	41.5	48
85% load (25.5 kW)	—	5.4	10	15	20.5	26.5	32.5	38.5	44.5
90% load (27 kW)	—	—	9.4	14	19	24.5	30	35.5	41.5
95% load (28.5 kW)	—	—	8.6	13	17.5	22.5	28	33	38.5
100% load (30 kW)	—	—	8	12	16.5	21	26	31	36

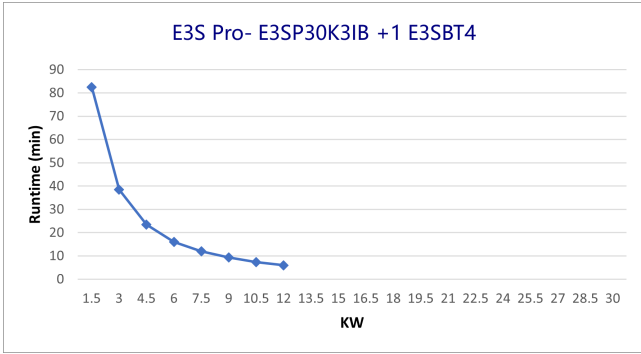
E3SP30K3IB Runtime Estimation in Minutes (Table 2)

Number of modular battery strings	10 x E3SBT4	11 x E3SBT4	12 x E3SBT4	13 x E3SBT4	14 x E3SBT4	15 x E3SBT4	16 x E3SBT4	17 x E3SBT4	18 x E3SBT4
5% load (1.5 kW)	1300	1500	1700	1800	2000	2200	2400	2600	2800
10% load (3 kW)	655	735	820	900	985	1000	1100	1200	1300
15% load (4.5 kW)	415	465	515	570	625	680	735	790	845
20% load (6 kW)	295	330	370	405	445	485	525	565	605
25% load (7.5 kW)	225	255	285	315	345	375	405	435	465
30% load (9 kW)	180	205	230	250	275	300	325	350	375
35% load (10.5 kW)	150	170	190	210	230	250	270	290	310
40% load (12 kW)	130	145	160	180	195	215	230	250	265
45% load (13.5 kW)	110	125	140	155	170	185	200	215	230
50% load (15 kW)	99.5	110	120	135	150	160	175	190	205
55% load (16.5 kW)	88	99	110	120	130	145	155	165	180
60% load (18 kW)	79	89	99	105	115	130	140	150	160
65% load (19.5 kW)	71.5	80.5	90	99.5	105	115	125	135	145
70% load (21 kW)	65	73.5	82	90.5	99	105	115	125	135
75% load (22.5 kW)	59.5	67	75	83	91	99	105	115	120
80% load (24 kW)	55	62	69	76.5	83.5	91	98.5	105	110
85% load (25.5 kW)	51	57.5	64	71	78	85	92	99	105
90% load (27 kW)	47.5	53.5	59.5	66	72.5	79	85.5	92	99
95% load (28.5 kW)	44	50	55.5	61.5	67.5	73.5	80	86	92.5
100% load (30 kW)	41.5	46.5	52	57.5	63	69	74.5	80.5	86.5

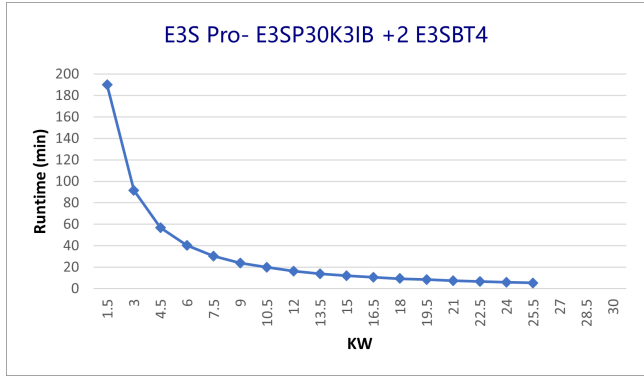
E3SP30K3IB Runtime Estimation in Minutes (Table 3)

Number of modular battery strings	19 x E3SBT4	20 x E3SBT4	21 x E3SBT4	22 x E3SBT4	23 x E3SBT4	24 x E3SBT4	25 x E3SBT4	26 x E3SBT4	27 x E3SBT4	28 x E3SBT4
5% load (1.5 kW)	2900	3100	3300	3500	3700	3900	4100	4300	4500	4700
10% load (3 kW)	1400	1500	1600	1700	1800	1900	1900	2000	2100	2200
15% load (4.5 kW)	905	960	1000	1000	1100	1200	1200	1300	1300	1400
20% load (6 kW)	645	690	730	775	815	860	905	950	995	1000
25% load (7.5 kW)	500	530	565	595	630	665	695	730	765	800
30% load (9 kW)	400	425	455	480	505	535	560	590	615	645
35% load (10.5 kW)	335	355	375	400	420	445	465	490	510	535
40% load (12 kW)	285	305	320	340	360	380	400	420	440	460
45% load (13.5 kW)	245	260	280	295	310	325	345	360	380	395
50% load (15 kW)	215	230	245	260	275	290	305	320	335	350
55% load (16.5 kW)	190	205	215	230	245	255	270	285	295	310
60% load (18 kW)	170	185	195	205	220	230	240	255	265	280
65% load (19.5 kW)	155	165	175	190	200	210	220	230	240	255
70% load (21 kW)	140	150	160	170	180	190	200	210	220	230
75% load (22.5 kW)	130	140	150	155	165	175	185	190	200	210
80% load (24 kW)	120	130	135	145	150	160	170	175	185	195
85% load (25.5 kW)	110	120	125	135	140	150	155	165	175	180
90% load (27 kW)	105	110	115	125	130	140	145	155	160	170
95% load (28.5 kW)	99	105	110	115	125	130	135	145	150	155
100% load (30 kW)	92.5	98.5	105	110	115	120	130	135	140	145

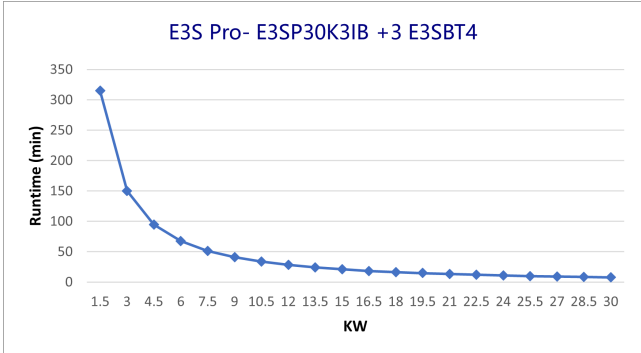
E3SP30K3IB with 1 E3SBT4



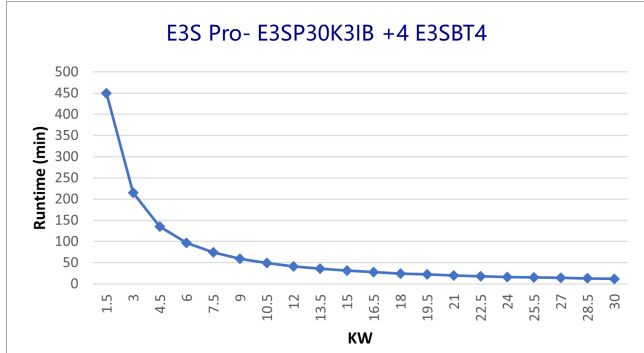
E3SP30K3IB with 2 E3SBT4



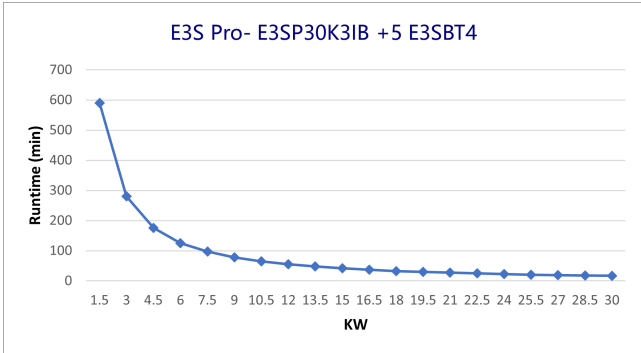
E3SP30K3IB with 3 E3SBT4



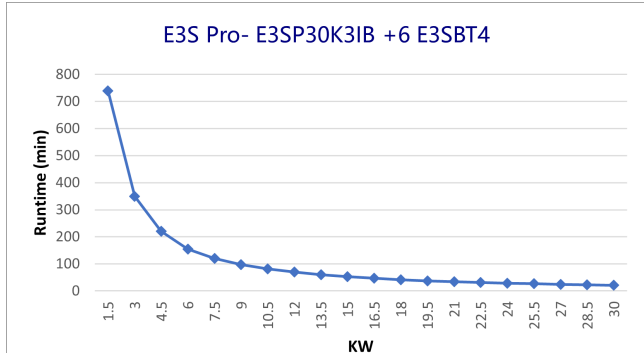
E3SP30K3IB with 4 E3SBT4



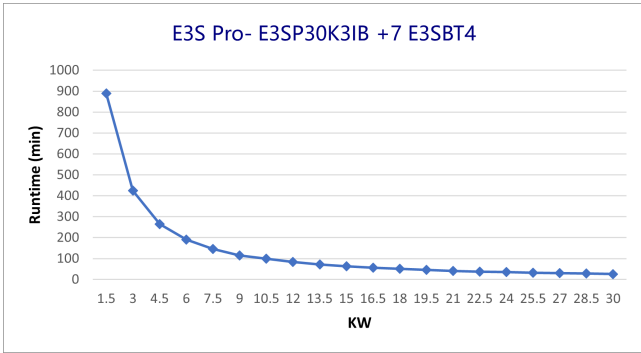
E3SP30K3IB with 5 E3SBT4



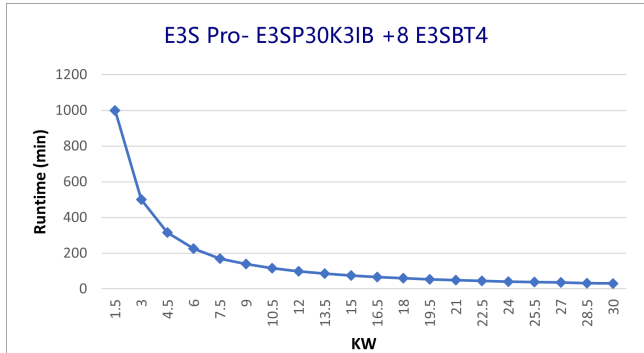
E3SP30K3IB with 6 E3SBT4



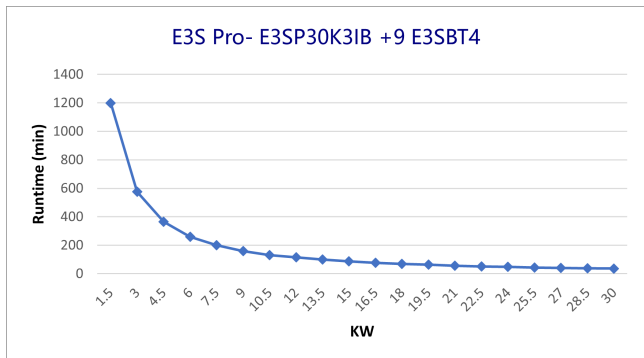
E3SP30K3IB with 7 E3SBT4



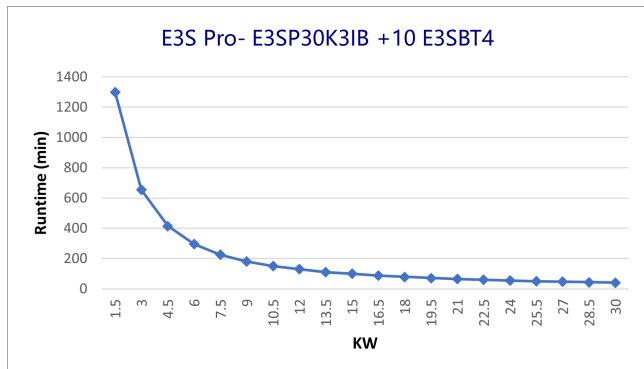
E3SP30K3IB with 8 E3SBT4



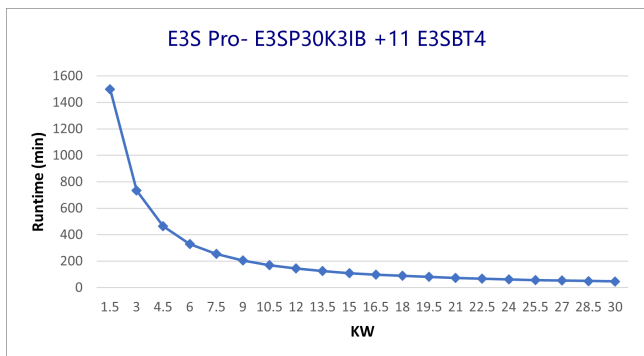
E3SP30K3IB with 9 E3SBT4



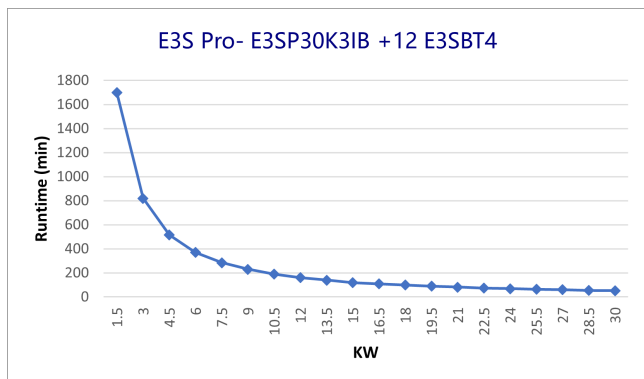
E3SP30K3IB with 10 E3SBT4



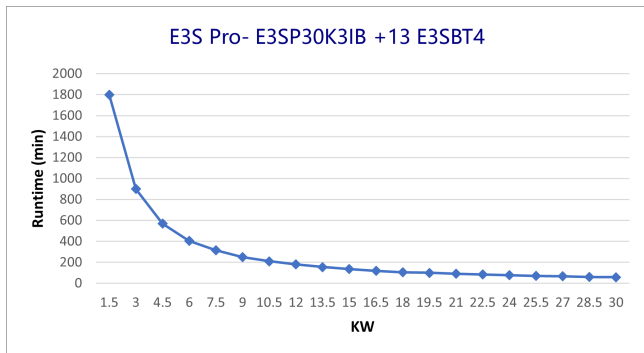
E3SP30K3IB with 11 E3SBT4



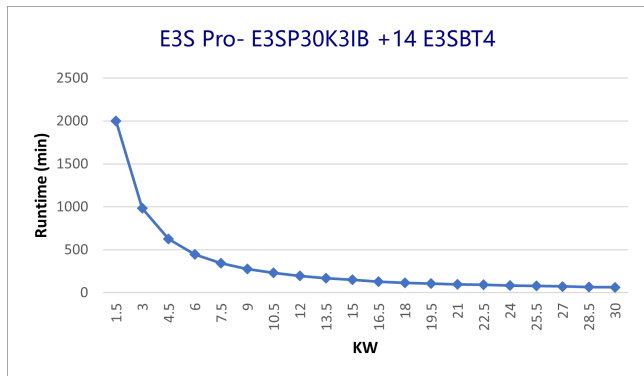
E3SP30K3IB with 12 E3SBT4



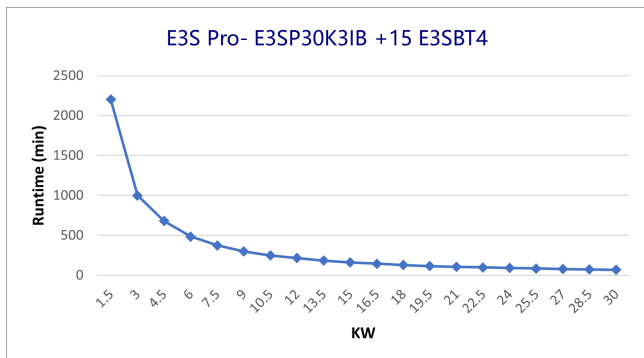
E3SP30K3IB with 13 E3SBT4



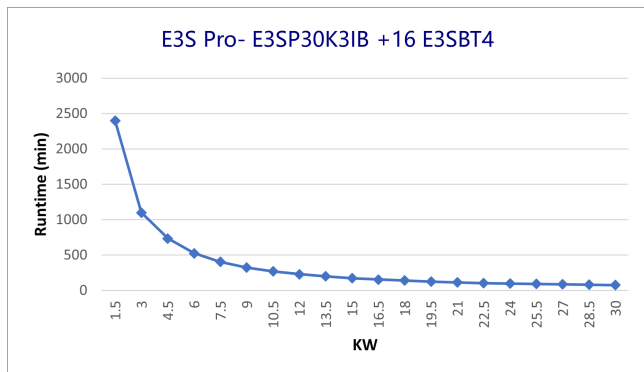
E3SP30K3IB with 14 E3SBT4



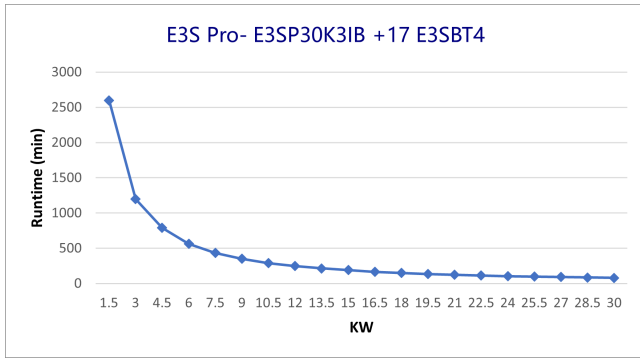
E3SP30K3IB with 15 E3SBT4



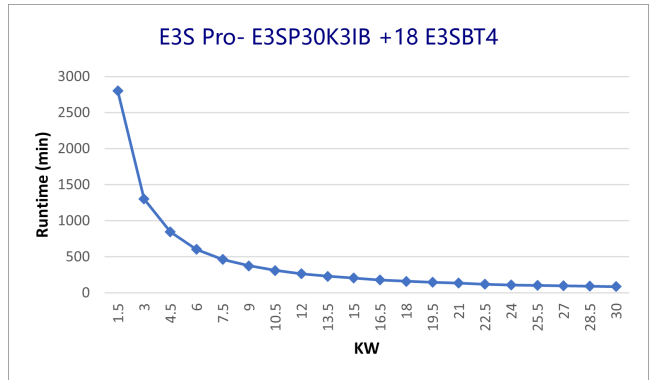
E3SP30K3IB with 16 E3SBT4



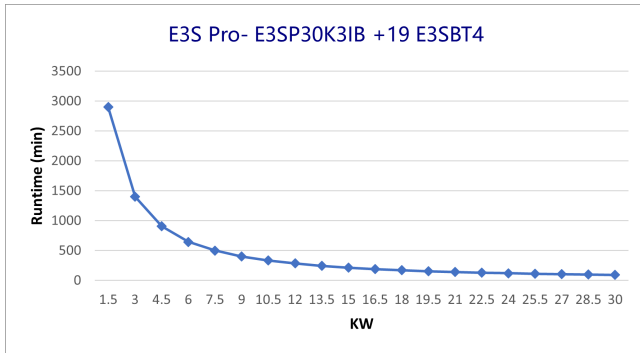
E3SP30K3IB with 17 E3SBT4



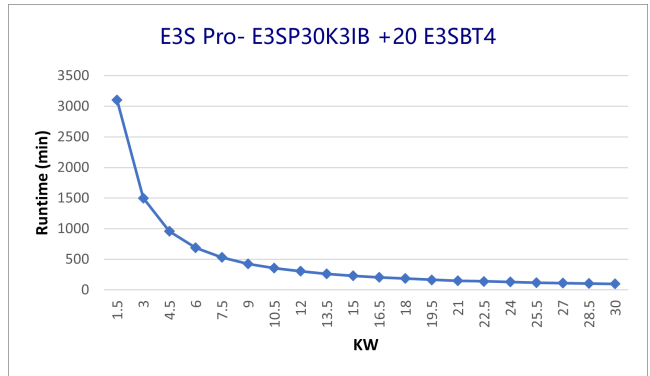
E3SP30K3IB with 18 E3SBT4



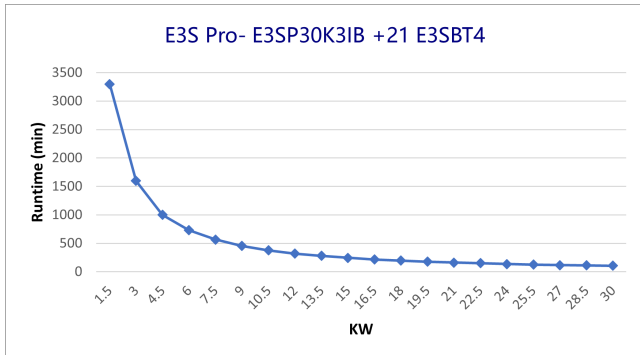
E3SP30K3IB with 19 E3SBT4



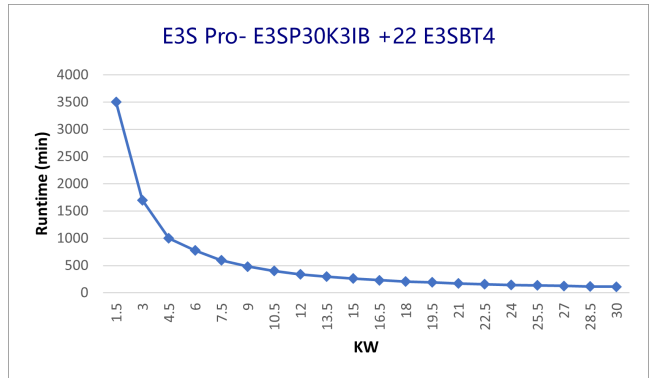
E3SP30K3IB with 20 E3SBT4



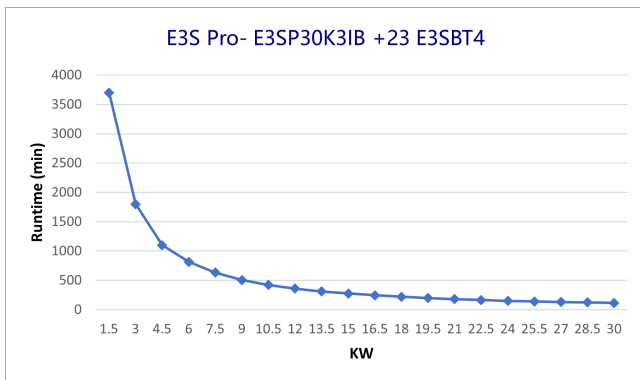
E3SP30K3IB with 21 E3SBT4



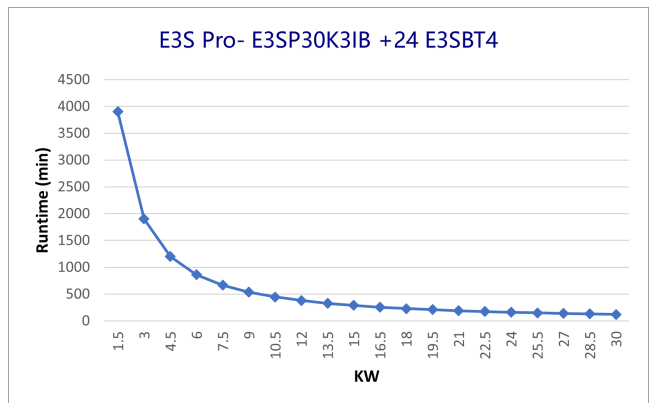
E3SP30K3IB with 22 E3SBT4



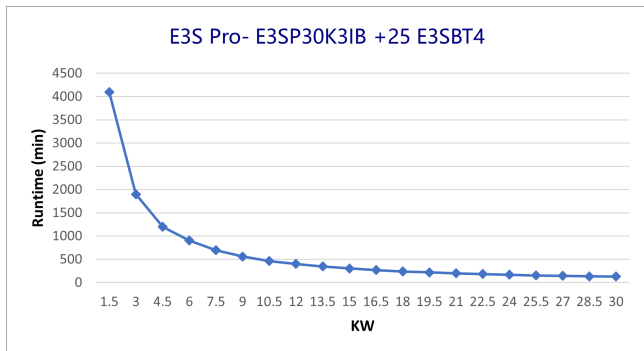
E3SP30K3IB with 23 E3SBT4



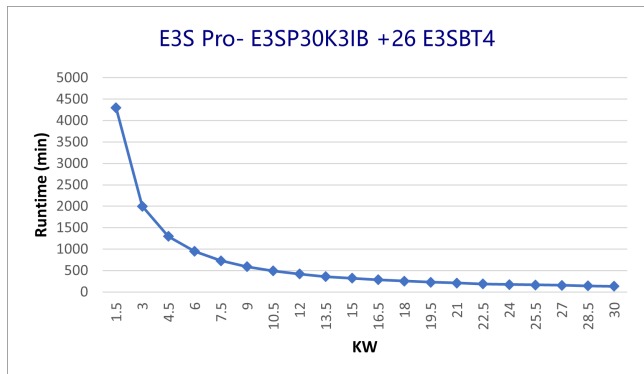
E3SP30K3IB with 24 E3SBT4



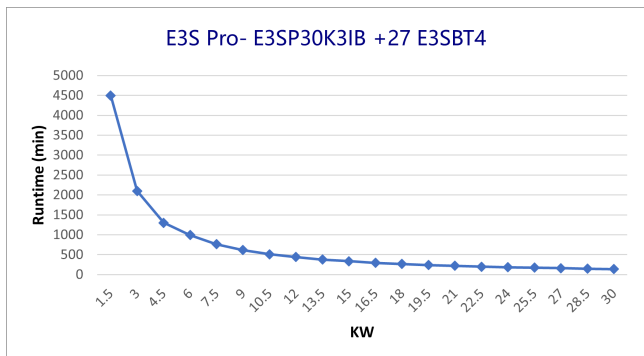
E3SP30K3IB with 25 E3SBT4



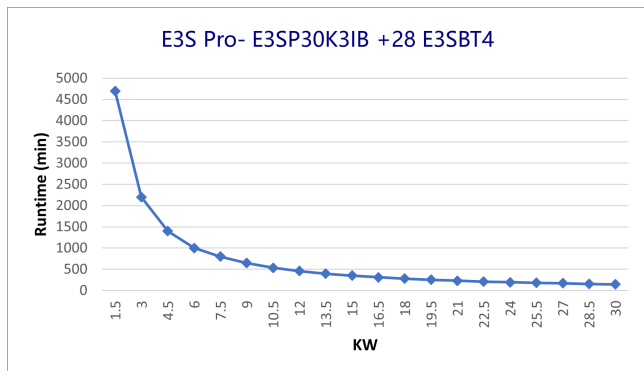
E3SP30K3IB with 26 E3SBT4



E3SP30K3IB with 27 E3SBT4



E3SP30K3IB with 28 E3SBT4



Battery Runtimes for 3:1 UPSs with Internal Batteries and Modular Battery Cabinets (High Capacity Battery Modules)

Battery runtimes are listed in minutes at various load percentages and are estimated values based on battery manufacturer data for operation at 25 °C.

E3SP10K3IB Battery Runtimes

E3SP10K3IB Runtime Estimation in Minutes (Table 1)

Number of modular battery strings	1 x E3SBTH4	2 x E3SBTH4	3 x E3SBTH4	4 x E3SBTH4	5 x E3SBTH4	6 x E3SBTH4	7 x E3SBTH4	8 x E3SBTH4	9 x E3SBTH4
5% load (0.5 kW)	310	690	1100	1500	1900	2400	2900	3300	3800
10% load (1 kW)	155	350	560	780	1000	1200	1400	1700	1900
15% load (1.5 kW)	100	230	365	510	660	815	975	1100	1300
20% load (2 kW)	74.5	165	265	375	485	595	715	835	955
25% load (2.5 kW)	58	130	210	295	380	470	560	655	750
30% load (3 kW)	47	105	170	240	310	380	455	535	610
35% load (3.5 kW)	39	90	145	200	260	320	385	450	515
40% load (4 kW)	33.5	77	120	170	225	275	330	385	445
45% load (4.5 kW)	29	67	105	150	195	240	290	340	390
50% load (5 kW)	25	59.5	96	135	175	215	255	300	345
55% load (5.5 kW)	22.5	53	86	120	155	190	230	270	310
60% load (6 kW)	20	48	77.5	105	140	175	210	245	280
65% load (6.5 kW)	18	43.5	70.5	99.5	125	160	190	220	255
70% load (7 kW)	16.5	39.5	64.5	91	115	145	175	205	235
75% load (7.5 kW)	15	36.5	59.5	84	105	135	160	185	215
80% load (8 kW)	13.5	33.5	55	78	100	125	150	175	200
85% load (8.5 kW)	12.5	31	51.5	72.5	94.5	115	140	160	185
90% load (9 kW)	11.5	29	48	68	88.5	105	130	150	175
95% load (9.5 kW)	10.5	27	45	63.5	83	100	120	140	165
100% load (10 kW)	10	25.5	42.5	60	78	97	115	135	155

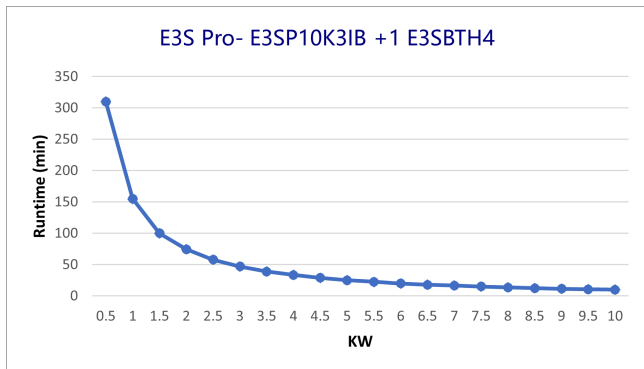
E3SP10K3IB Runtime Estimation in Minutes (Table 2)

Number of modular battery strings	10 x E3SBTH4	11 x E3SBTH4	12 x E3SBTH4	13 x E3SBTH4	14 x E3SBTH4	15 x E3SBTH4	16 x E3SBTH4	17 x E3SBTH4	18 x E3SBTH4
5% load (0.5 kW)	4300	4800	5400	5900	6400	6900	7500	8000	8600
10% load (1 kW)	2200	2400	2700	3000	3200	3500	3800	4100	4300
15% load (1.5 kW)	1400	1600	1800	1900	2100	2300	2500	2700	2800
20% load (2 kW)	1000	1200	1300	1400	1500	1700	1800	1900	2100
25% load (2.5 kW)	845	945	1000	1100	1200	1300	1400	1500	1600
30% load (3 kW)	690	770	850	935	1000	1100	1100	1200	1300
35% load (3.5 kW)	580	650	720	790	860	930	1000	1000	1100
40% load (4 kW)	500	560	620	680	740	800	860	925	985
45% load (4.5 kW)	440	490	540	595	645	700	755	810	865
50% load (5 kW)	390	435	480	525	575	620	670	720	765
55% load (5.5 kW)	350	390	430	470	515	560	600	645	690
60% load (6 kW)	315	350	390	430	465	505	545	585	625
65% load (6.5 kW)	290	320	355	390	425	460	495	535	570
70% load (7 kW)	265	295	325	360	390	425	455	490	520
75% load (7.5 kW)	245	270	300	330	360	390	420	450	480
80% load (8 kW)	225	255	280	305	335	365	390	420	450
85% load (8.5 kW)	210	235	260	285	310	340	365	390	415
90% load (9 kW)	195	220	245	270	290	315	340	365	390
95% load (9.5 kW)	185	205	230	250	275	295	320	345	365
100% load (10 kW)	175	195	215	235	260	280	300	325	345

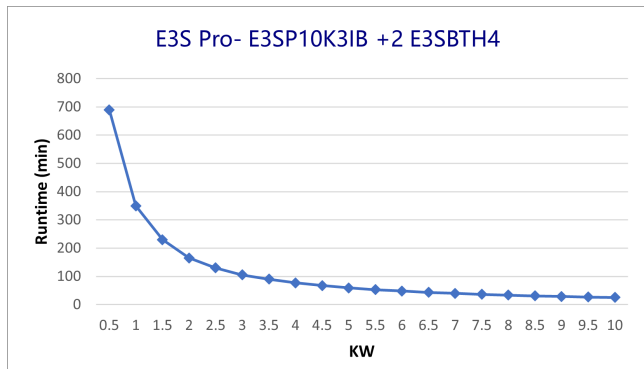
E3SP10K3IB Runtime Estimation in Minutes (Table 3)

Number of modular battery strings	19 x E3SBTH4	20 x E3SBTH4	21 x E3SBTH4	22 x E3SBTH4	23 x E3SBTH4	24 x E3SBTH4	25 x E3SBTH4	26 x E3SBTH4	27 x E3SBTH4
5% load (0.5 kW)	9100	9700	10200	10800	11300	11900	12500	13100	13600
10% load (1 kW)	4600	4900	5200	5500	5800	6100	6400	6700	6900
15% load (1.5 kW)	3000	3200	3400	3600	3800	4000	4200	4400	4600
20% load (2 kW)	2200	2300	2500	2600	2800	2900	3000	3200	3300
25% load (2.5 kW)	1700	1800	1900	2000	2200	2300	2400	2500	2600
30% load (3 kW)	1400	1500	1600	1700	1800	1800	1900	2000	2100
35% load (3.5 kW)	1200	1200	1300	1400	1500	1600	1600	1700	1800
40% load (4 kW)	1000	1100	1100	1200	1300	1300	1400	1500	1500
45% load (4.5 kW)	920	975	1000	1000	1100	1200	1200	1300	1300
50% load (5 kW)	815	865	915	965	1000	1000	1100	1100	1200
55% load (5.5 kW)	735	775	820	870	915	960	1000	1000	1100
60% load (6 kW)	665	705	745	785	825	870	910	955	995
65% load (6.5 kW)	605	645	680	720	755	795	830	870	910
70% load (7 kW)	555	590	625	660	695	730	765	800	835
75% load (7.5 kW)	515	545	575	610	640	675	705	740	770
80% load (8 kW)	475	505	535	565	595	625	655	685	715
85% load (8.5 kW)	445	470	500	525	555	585	610	640	670
90% load (9 kW)	415	440	470	495	520	545	570	600	625
95% load (9.5 kW)	390	415	440	465	490	510	535	560	585
100% load (10 kW)	370	390	415	440	460	485	510	530	555

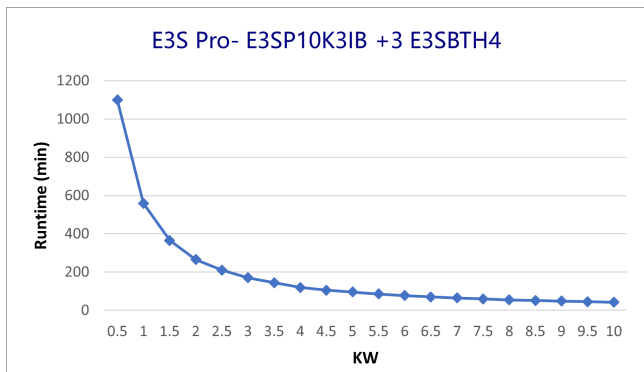
E3SP10K3IB with 1 E3SBTH4



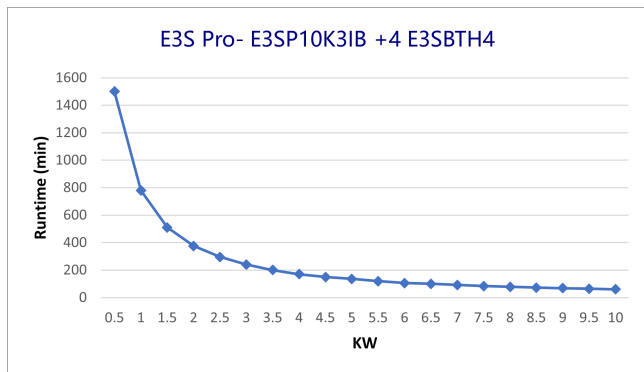
E3SP10K3IB with 2 E3SBTH4



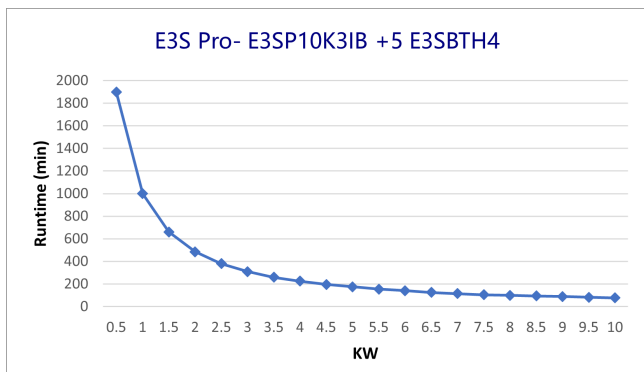
E3SP10K3IB with 3 E3SBTH4



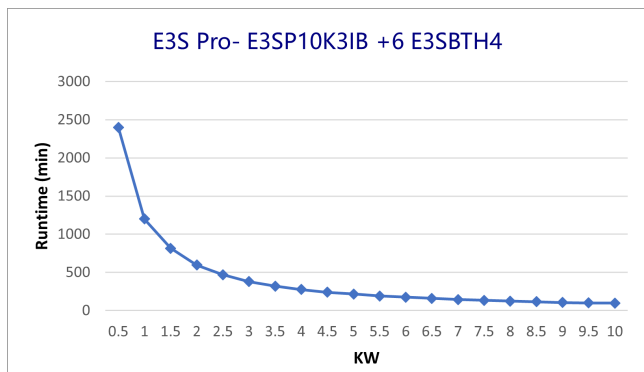
E3SP10K3IB with 4 E3SBTH4



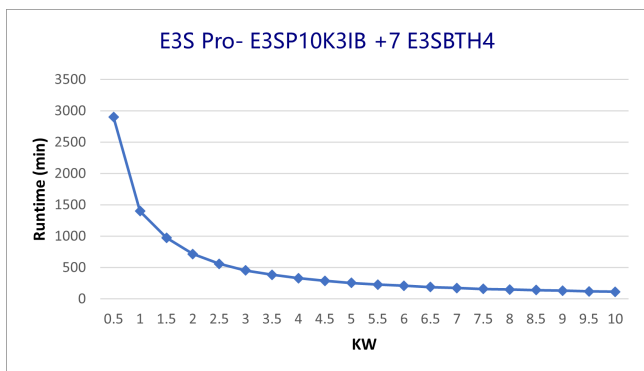
E3SP10K3IB with 5 E3SBTH4



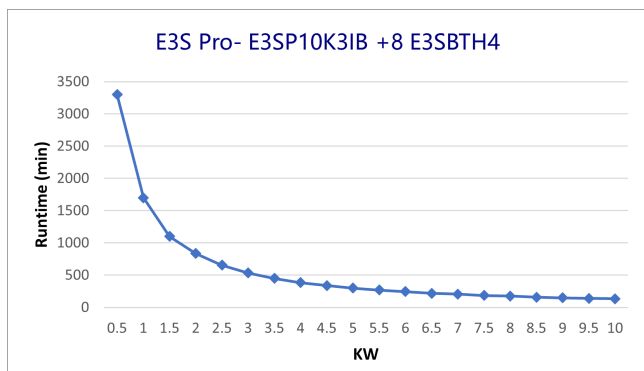
E3SP10K3IB with 6 E3SBTH4



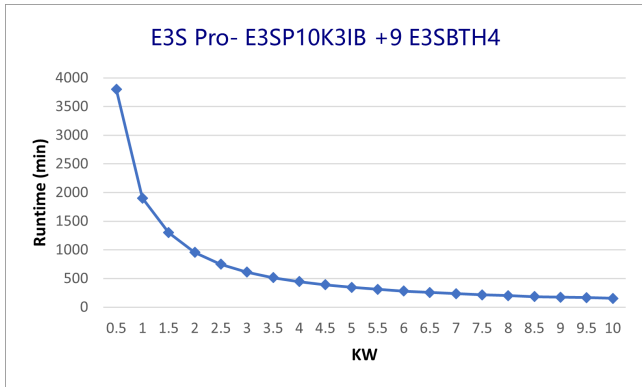
E3SP10K3IB with 7 E3SBTH4



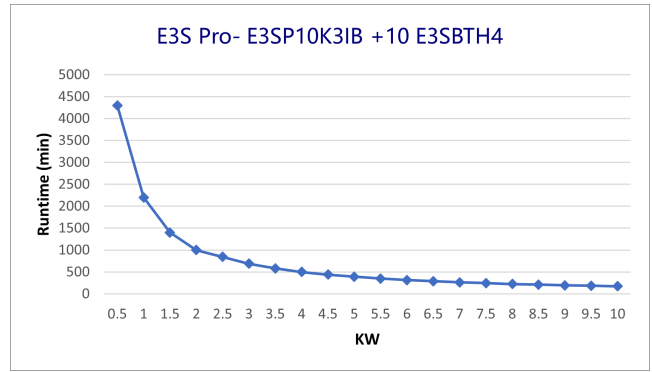
E3SP10K3IB with 8 E3SBTH4



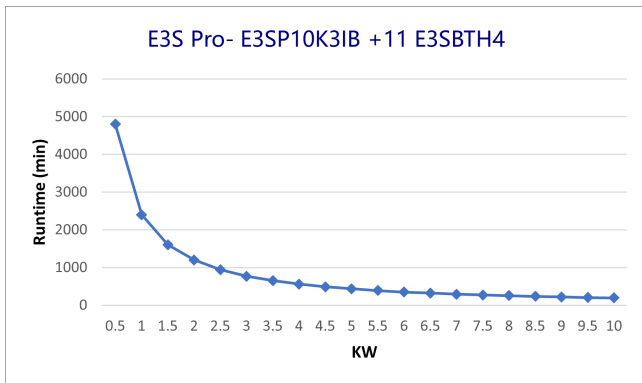
E3SP10K3IB with 9 E3SBTH4



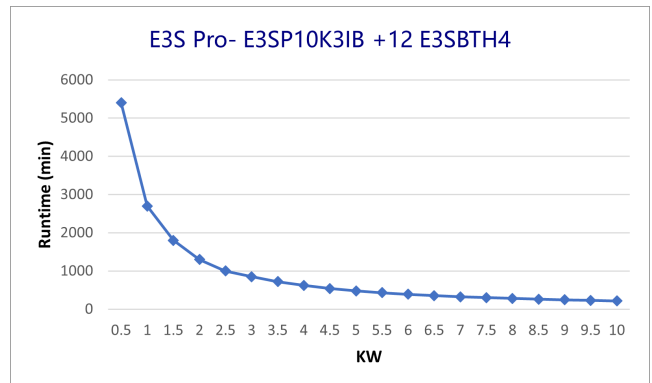
E3SP10K3IB with 10 E3SBTH4



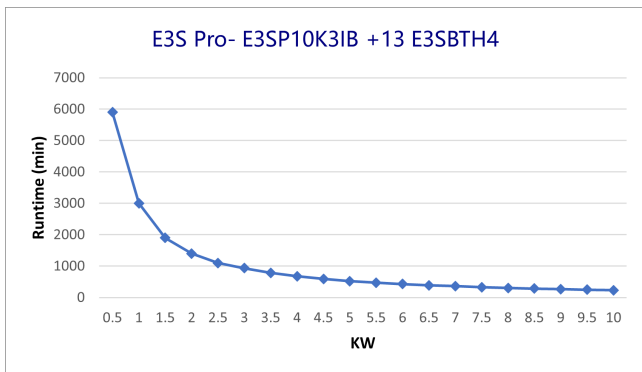
E3SP10K3IB with 11 E3SBTH4



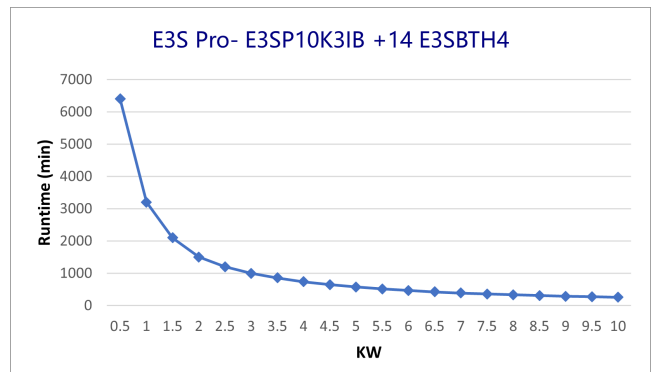
E3SP10K3IB with 12 E3SBTH4



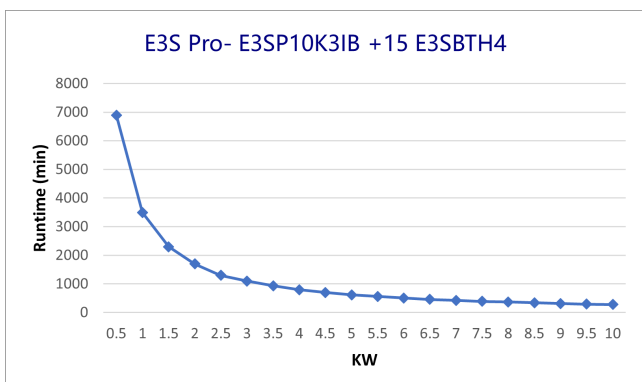
E3SP10K3IB with 13 E3SBTH4



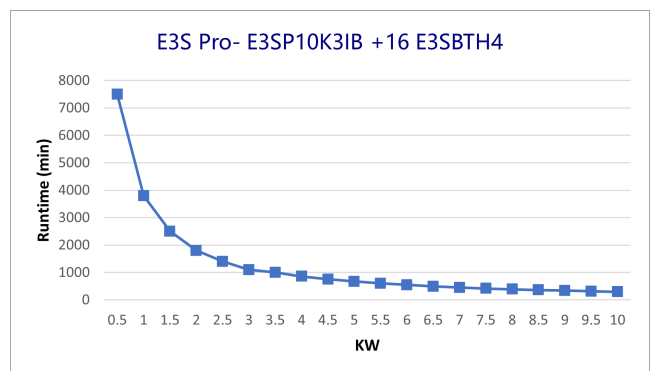
E3SP10K3IB with 14 E3SBTH4



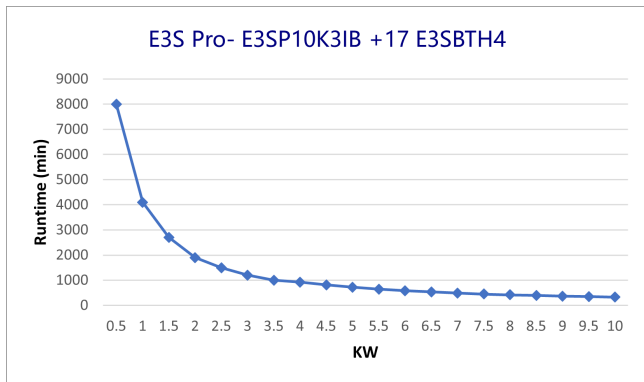
E3SP10K3IB with 15 E3SBTH4



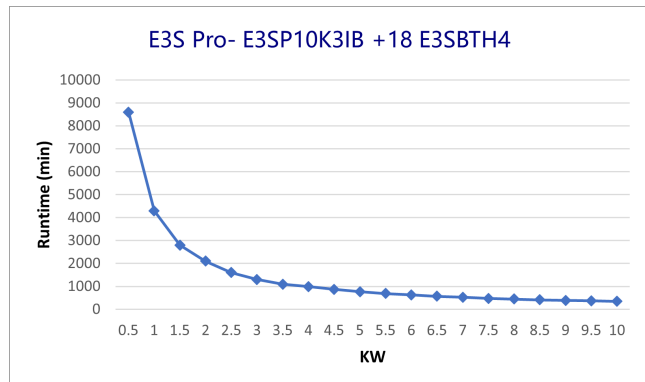
E3SP10K3IB with 16 E3SBTH4



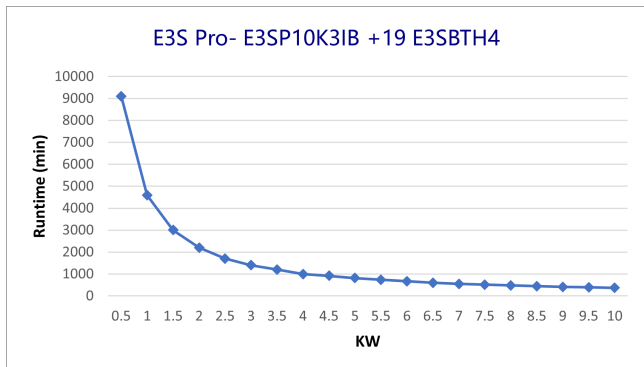
E3SP10K3IB with 17 E3SBTH4



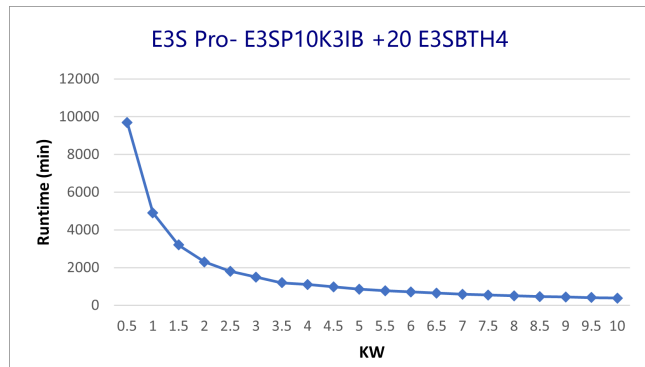
E3SP10K3IB with 18 E3SBTH4



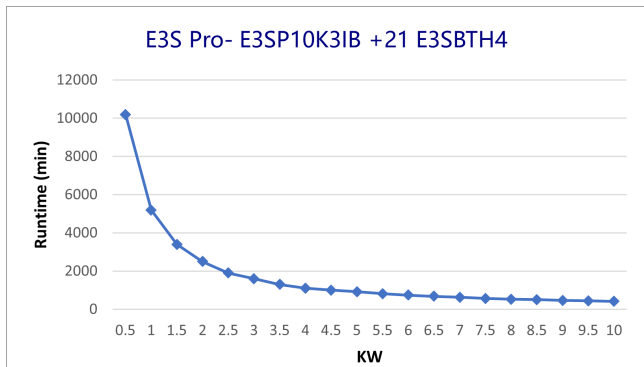
E3SP10K3IB with 19 E3SBTH4



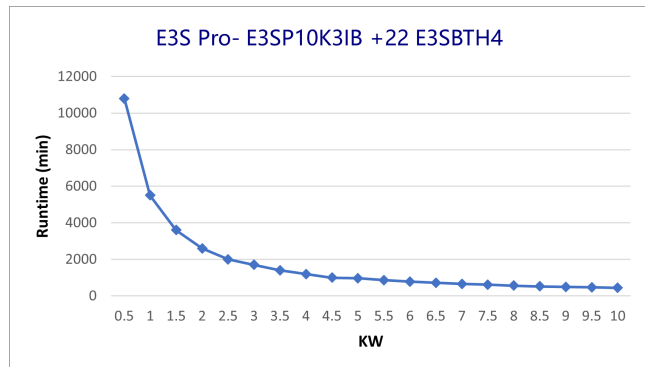
E3SP10K3IB with 20 E3SBTH4



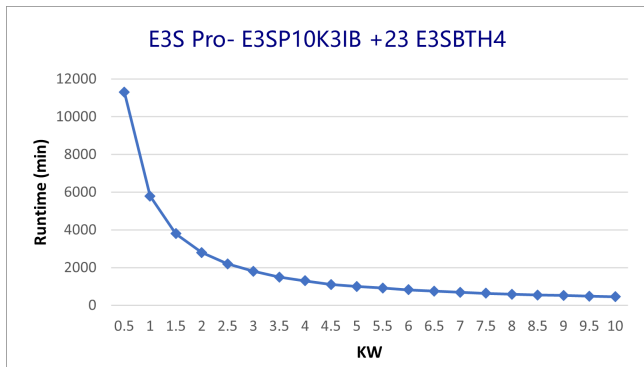
E3SP10K3IB with 21 E3SBTH4



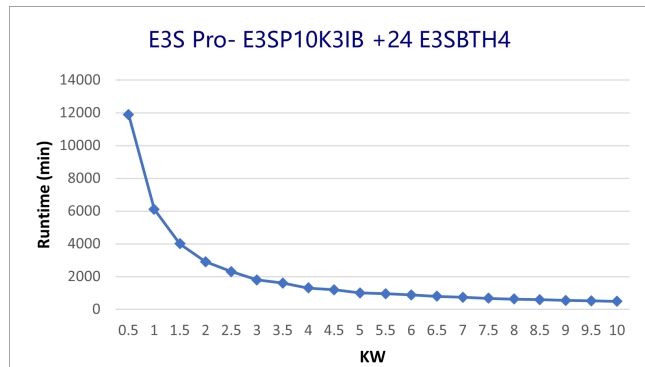
E3SP10K3IB with 22 E3SBTH4



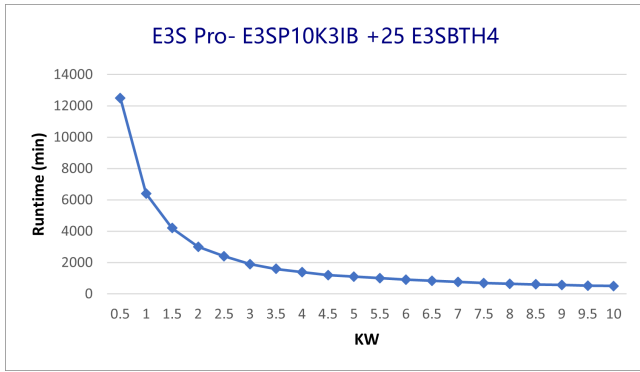
E3SP10K3IB with 23 E3SBTH4



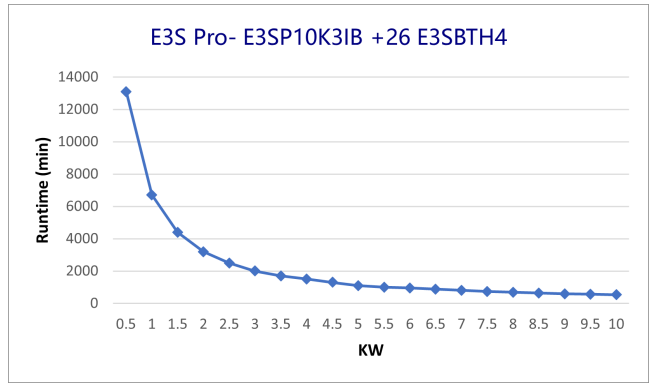
E3SP10K3IB with 24 E3SBTH4



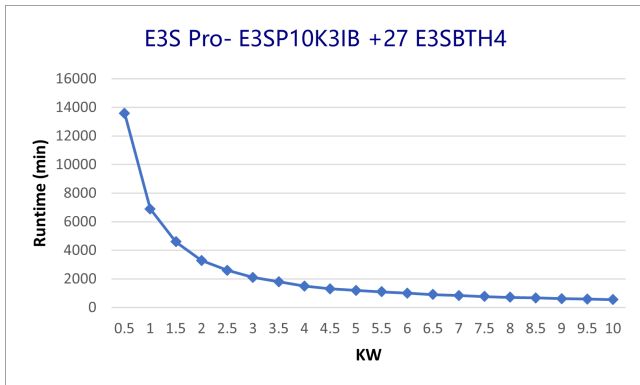
E3SP10K3IB with 25 E3SBTH4



E3SP10K3IB with 26 E3SBTH4



E3SP10K3IB with 27 E3SBTH4



E3SP15K3IB Battery Runtimes

E3SP15K3IB Runtime Estimation in Minutes (Table 1)

Number of modular battery strings	1 x E3SBTH4	2 x E3SBTH4	3 x E3SBTH4	4 x E3SBTH4	5 x E3SBTH4	6 x E3SBTH4	7 x E3SBTH4	8 x E3SBTH4	9 x E3SBTH4
5% load (0.75 kW)	210	470	750	1000	1300	1600	1900	2300	2600
10% load (1.5 kW)	100	230	365	510	660	815	975	1100	1300
15% load (2.25 kW)	65.5	145	235	330	430	530	635	740	845
20% load (3 kW)	47	105	170	240	310	385	460	535	615
25% load (3.75 kW)	36	83.5	130	185	240	300	360	420	480
30% load (4.5 kW)	29	67.5	105	150	195	245	290	340	390
35% load (5.25 kW)	24	56.5	91.5	125	165	205	245	285	325
40% load (6 kW)	20	48	78.5	110	140	175	210	245	280
45% load (6.75 kW)	17.5	41.5	68	96	120	150	180	215	245
50% load (7.5 kW)	15	37	60	85	110	135	160	190	215
55% load (8.25 kW)	13	32.5	53.5	76	98.5	120	145	170	195
60% load (9 kW)	11.5	29.5	48.5	68.5	89	110	130	155	175
65% load (9.75 kW)	10.5	26.5	44	62	81	100	120	140	160
70% load (10.5 kW)	9.5	24	40	56.5	74	92	110	125	145
75% load (11.25 kW)	8.6	22	36.5	52	68	84.5	100	115	135
80% load (12 kW)	7.8	20.5	34	48.5	63.5	79	94.5	110	125
85% load (12.75 kW)	7.1	19	31.5	45	59	73.5	88	100	115
90% load (13.5 kW)	6.5	17.5	29.5	42	55	68.5	82	96	110
95% load (14.25 kW)	5.9	16	27.5	39	51.5	64	77	90	100
100% load (15 kW)	5.4	15	25.5	36.5	48	60	72.5	84.5	97.5

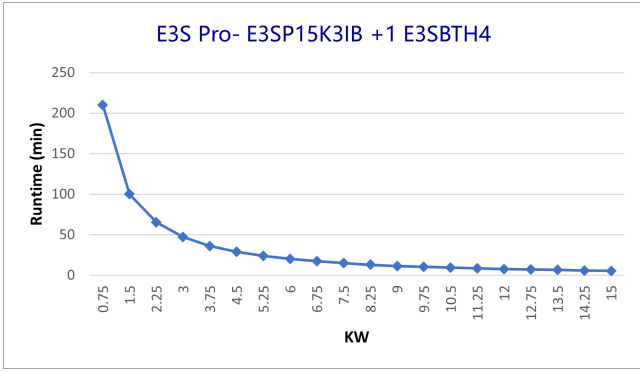
E3SP15K3IB Runtime Estimation in Minutes (Table 2)

Number of modular battery strings	10 x E3SBTH4	11 x E3SBTH4	12 x E3SBTH4	13 x E3SBTH4	14 x E3SBTH4	15 x E3SBTH4	16 x E3SBTH4	17 x E3SBTH4	18 x E3SBTH4
5% load (0.75 kW)	2900	3300	3600	4000	4400	4700	5100	5500	5800
10% load (1.5 kW)	1400	1600	1800	1900	2100	2300	2500	2700	2800
15% load (2.25 kW)	955	1000	1100	1200	1400	1500	1600	1700	1800
20% load (3 kW)	695	775	860	940	1000	1100	1100	1200	1300
25% load (3.75 kW)	540	605	670	735	800	865	935	1000	1000
30% load (4.5 kW)	440	495	545	600	650	705	760	815	870
35% load (5.25 kW)	370	415	455	500	545	590	635	685	730
40% load (6 kW)	320	355	395	430	470	510	550	590	630
45% load (6.75 kW)	275	310	345	375	410	445	480	515	550
50% load (7.5 kW)	245	275	305	335	365	395	425	455	485
55% load (8.25 kW)	220	245	270	300	325	355	380	410	435
60% load (9 kW)	200	220	245	270	295	320	345	370	395
65% load (9.75 kW)	180	200	225	245	270	290	315	335	360
70% load (10.5 kW)	165	185	205	225	245	265	285	305	330
75% load (11.25 kW)	150	170	190	205	225	245	265	285	305
80% load (12 kW)	140	160	175	195	210	230	245	265	285
85% load (12.75 kW)	130	145	165	180	195	215	230	245	265
90% load (13.5 kW)	125	140	155	170	185	200	215	230	245
95% load (14.25 kW)	115	130	145	155	170	185	200	215	230
100% load (15 kW)	110	120	135	150	160	175	190	205	215

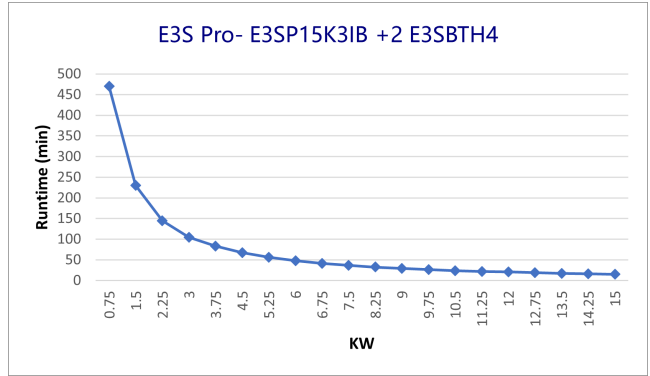
E3SP15K3IB Runtime Estimation in Minutes (Table 3)

Number of modular battery strings	19 x E3SBTH4	20 x E3SBTH4	21 x E3SBTH4	22 x E3SBTH4	23 x E3SBTH4	24 x E3SBTH4	25 x E3SBTH4	26 x E3SBTH4	27 x E3SBTH4
5% load (0.75 kW)	6200	6600	7000	7300	7700	8100	8500	8900	9300
10% load (1.5 kW)	3000	3200	3400	3600	3800	4000	4200	4400	4600
15% load (2.25 kW)	2000	2100	2200	2300	2400	2600	2700	2800	2900
20% load (3 kW)	1400	1500	1600	1700	1800	1900	2000	2000	2100
25% load (3.75 kW)	1100	1200	1200	1300	1400	1400	1500	1600	1700
30% load (4.5 kW)	925	985	1000	1000	1100	1200	1200	1300	1300
35% load (5.25 kW)	775	825	875	920	970	1000	1000	1100	1100
40% load (6 kW)	670	710	750	790	835	875	920	960	1000
45% load (6.75 kW)	585	620	655	690	730	765	800	840	875
50% load (7.5 kW)	520	550	580	615	645	680	710	745	780
55% load (8.25 kW)	465	495	520	550	580	610	640	665	695
60% load (9 kW)	420	445	470	500	525	550	575	605	630
65% load (9.75 kW)	380	405	430	455	475	500	525	550	575
70% load (10.5 kW)	350	370	395	415	435	460	480	505	525
75% load (11.25 kW)	320	340	360	380	405	425	445	465	485
80% load (12 kW)	300	320	340	360	375	395	415	435	455
85% load (12.75 kW)	280	300	315	335	350	370	385	405	420
90% load (13.5 kW)	260	280	295	310	325	345	360	375	395
95% load (14.25 kW)	245	260	275	290	305	320	340	355	370
100% load (15 kW)	230	245	260	275	290	305	320	335	350

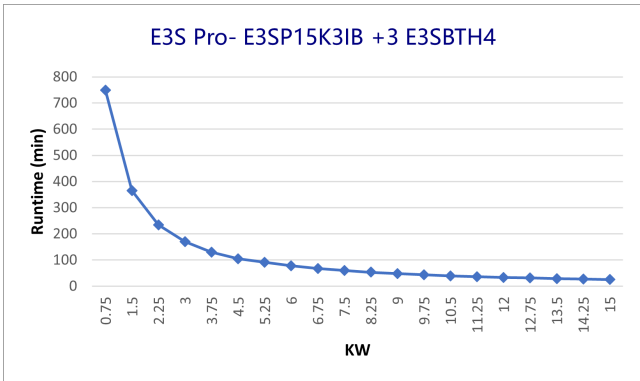
E3SP15K3IB with 1 E3SBTH4



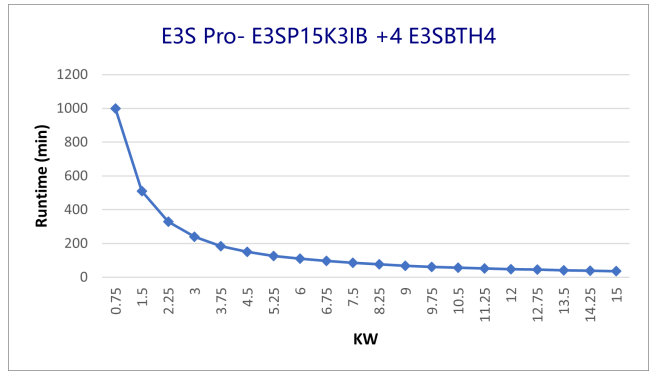
E3SP15K3IB with 2 E3SBTH4



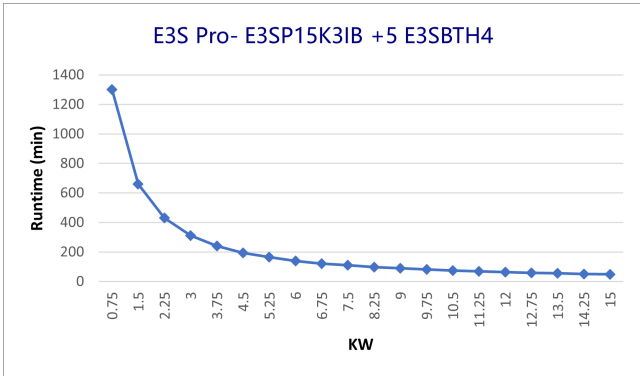
E3SP15K3IB with 3 E3SBTH4



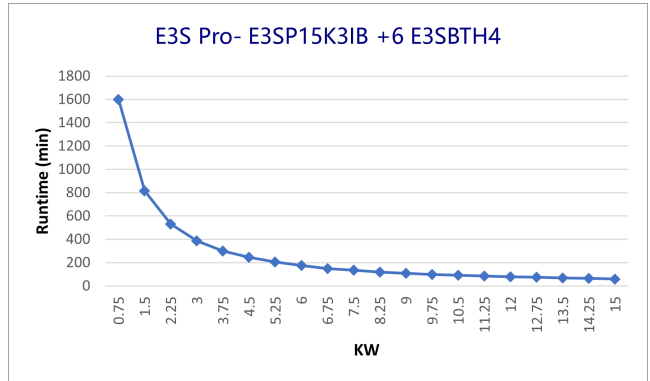
E3SP15K3IB with 4 E3SBTH4



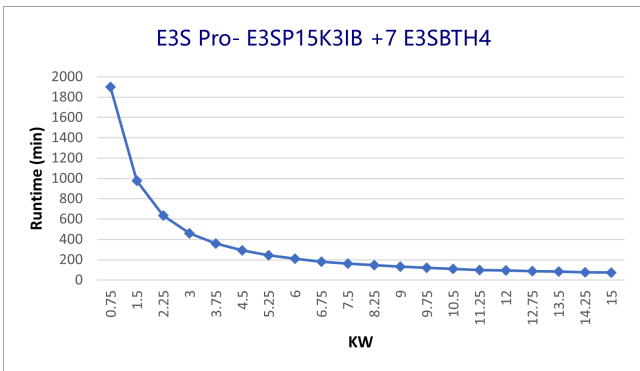
E3SP15K3IB with 5 E3SBTH4



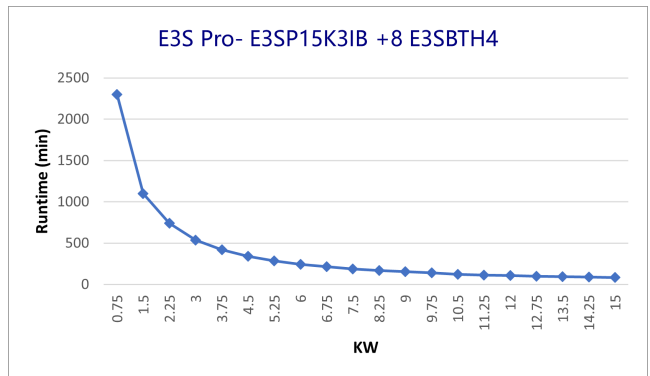
E3SP15K3IB with 6 E3SBTH4



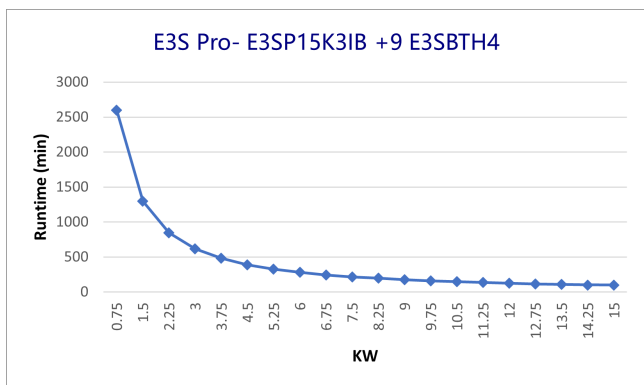
E3SP15K3IB with 7 E3SBTH4



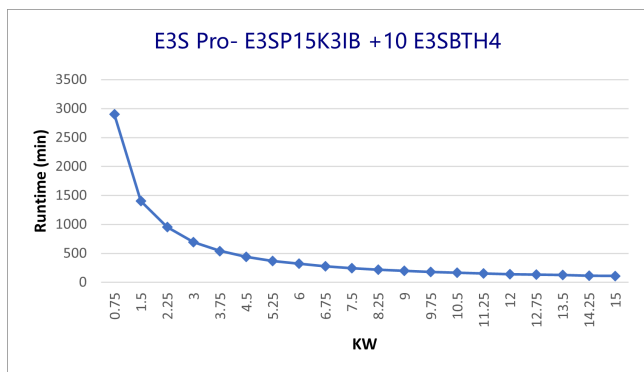
E3SP15K3IB with 8 E3SBTH4



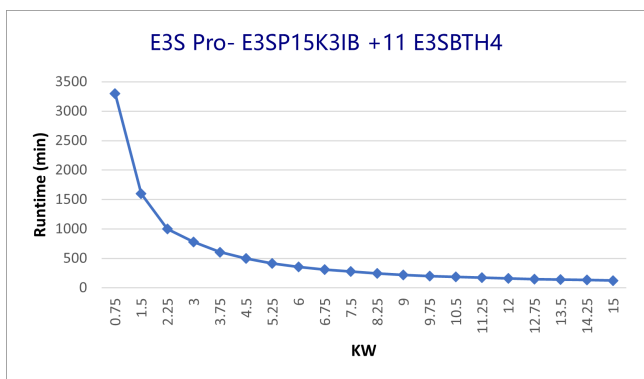
E3SP15K3IB with 9 E3SBTH4



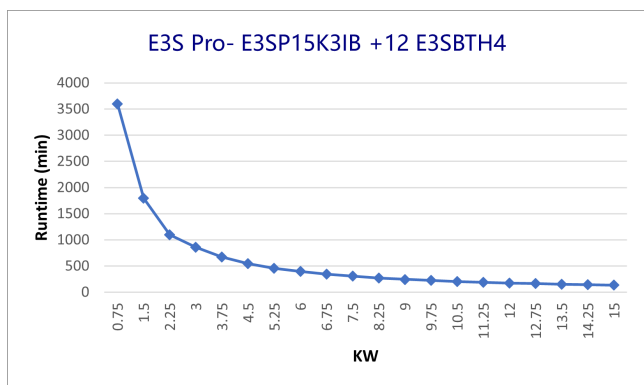
E3SP15K3IB with 10 E3SBTH4



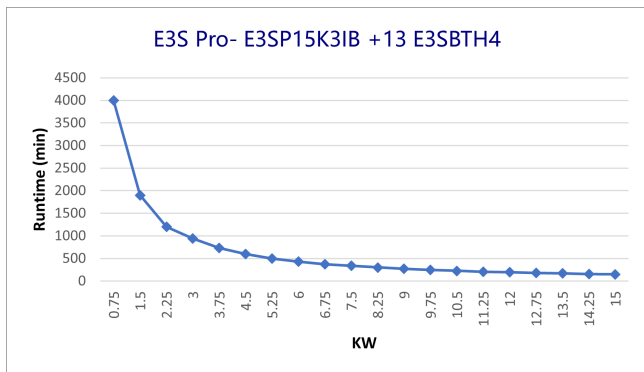
E3SP15K3IB with 11 E3SBTH4



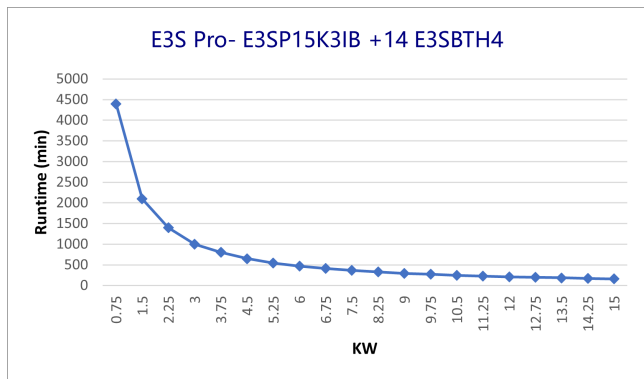
E3SP15K3IB with 12 E3SBTH4



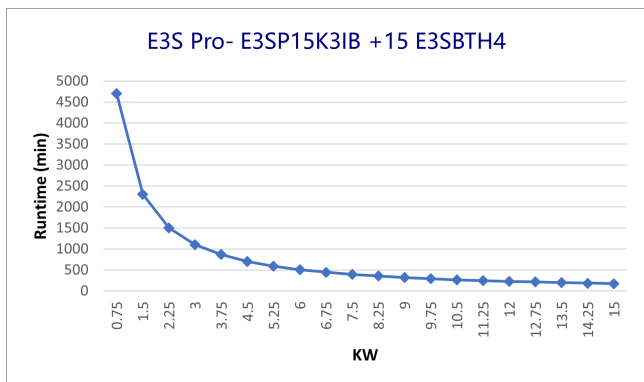
E3SP15K3IB with 13 E3SBTH4



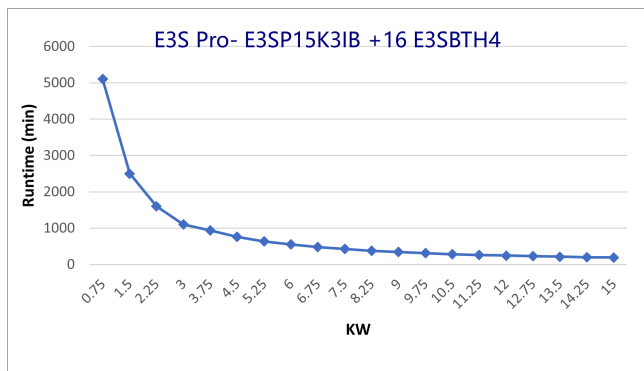
E3SP15K3IB with 14 E3SBTH4



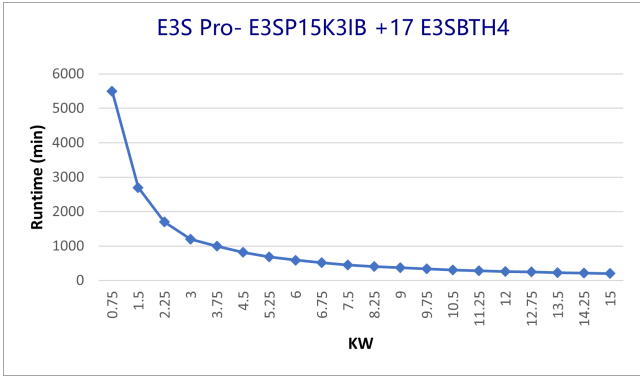
E3SP15K3IB with 15 E3SBTH4



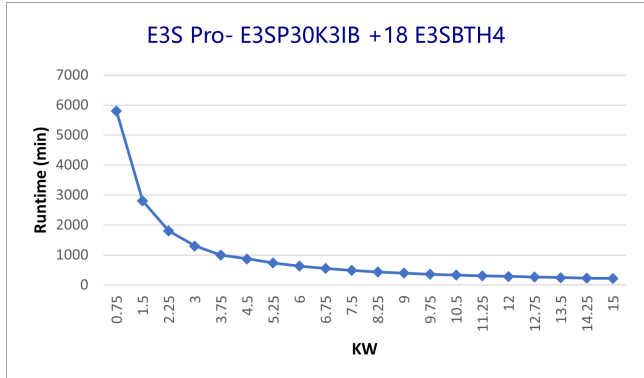
E3SP15K3IB with 16 E3SBTH4



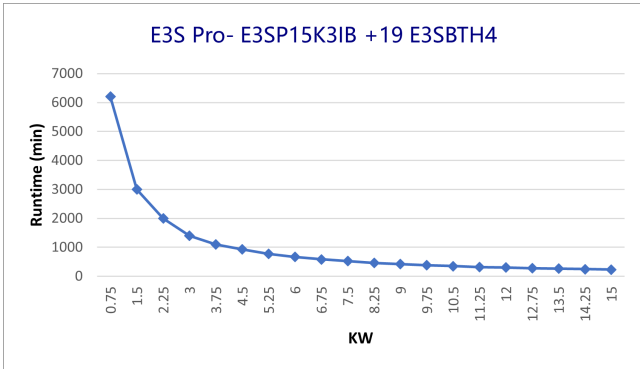
E3SP15K3IB with 17 E3SBTH4



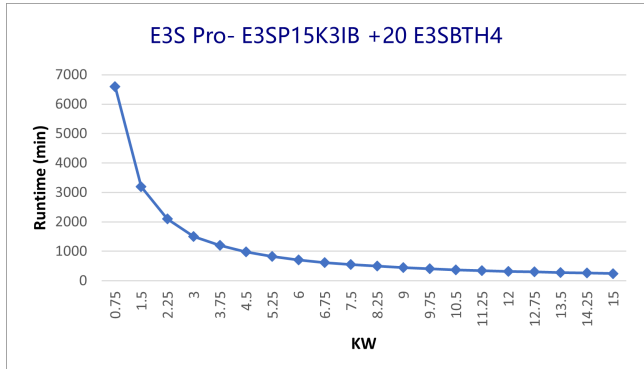
E3SP15K3IB with 18 E3SBTH4



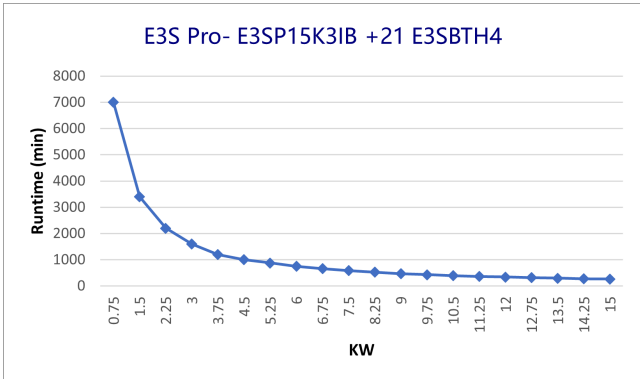
E3SP15K3IB with 19 E3SBTH4



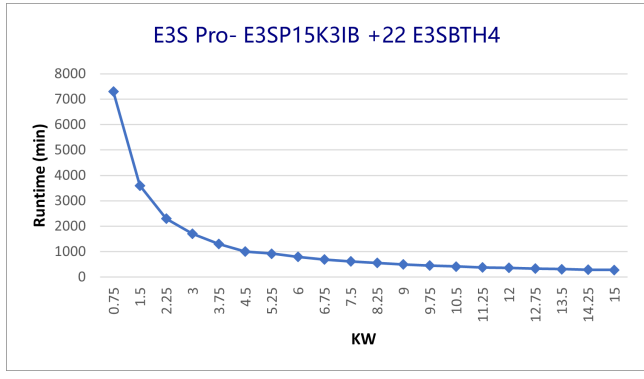
E3SP15K3IB with 20 E3SBTH4



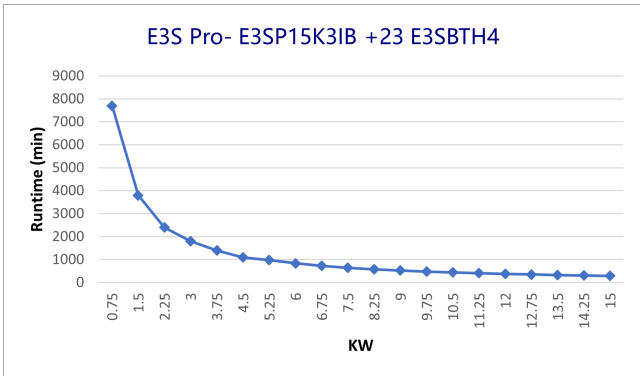
E3SP15K3IB with 21 E3SBTH4



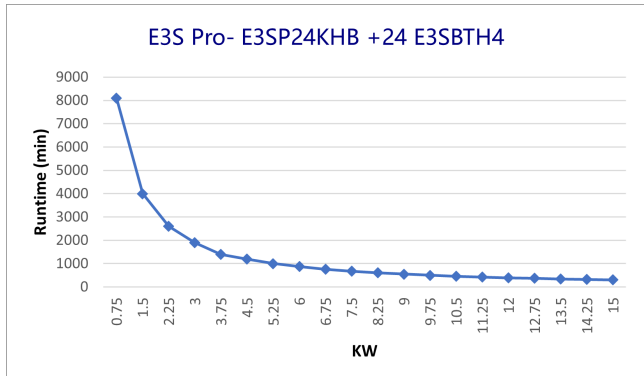
E3SP15K3IB with 22 E3SBTH4



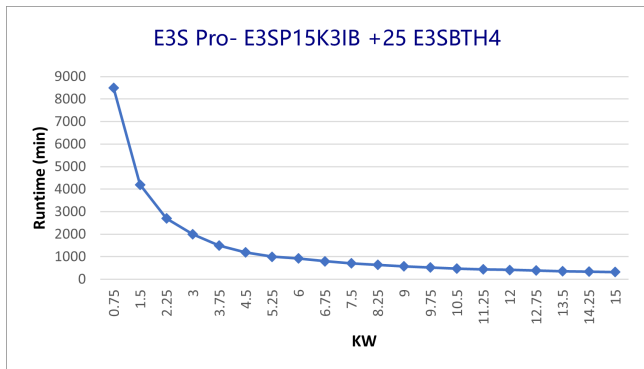
E3SP15K3IB with 23 E3SBTH4



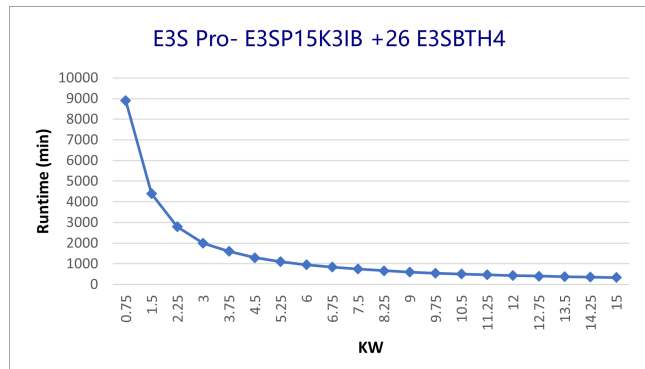
E3SP15K3IB with 24 E3SBTH4



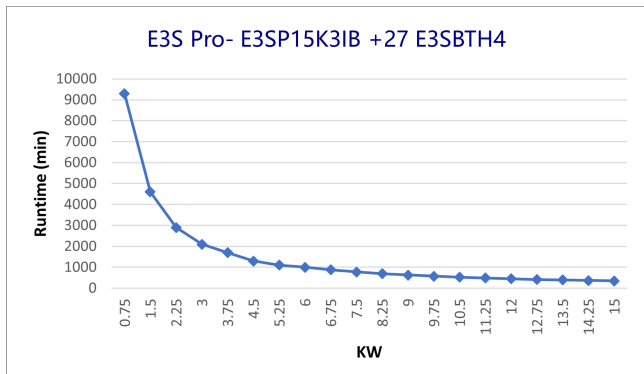
E3SP15K3IB with 25 E3SBTH4



E3SP15K3IB with 26 E3SBTH4



E3SP15K3IB with 27 E3SBTH4



E3SP20K3IB Battery Runtimes

E3SP20K3IB Runtime Estimation in Minutes (Table 1)

Number of modular battery strings	1 x E3SBTH4	2 x E3SBTH4	3 x E3SBTH4	4 x E3SBTH4	5 x E3SBTH4	6 x E3SBTH4	7 x E3SBTH4	8 x E3SBTH4	9 x E3SBTH4
5% load (1 kW)	145	330	525	735	950	1100	1400	1600	1800
10% load (2 kW)	72.5	160	260	365	470	580	695	810	930
15% load (3 kW)	46	105	165	235	305	375	450	525	605
20% load (4 kW)	33	76.5	120	170	220	275	330	385	440
25% load (5 kW)	25	59	95.5	130	170	215	255	300	340
30% load (6 kW)	20	48	77.5	105	140	175	210	245	280
35% load (7 kW)	16.5	39.5	65	91.5	115	145	175	205	235
40% load (8 kW)	13.5	34	55.5	78.5	100	125	150	175	200
45% load (9 kW)	11.5	29	48	68	89	110	130	150	175
50% load (10 kW)	10	25.5	42.5	60	78	97	115	135	155
55% load (11 kW)	8.9	22.5	38	53.5	70	87	100	120	140
60% load (12 kW)	7.8	20.5	34	48.5	63.5	79	94.5	110	125
65% load (13 kW)	6.9	18	30.5	44	57.5	71.5	85.5	100	115
70% load (14 kW)	6.1	16.5	28	40	52.5	65.5	79	92.5	105
75% load (15 kW)	5.4	15	25.5	36.5	48	60	72.5	84.5	97.5
80% load (16 kW)	—	14	23.5	34	44.5	56	67	78.5	90.5
85% load (17 kW)	—	12.5	22	31.5	41.5	51.5	62	73	84
90% load (18 kW)	—	11.5	20.5	29.5	38.5	48.5	58.5	68.5	78.5
95% load (19 kW)	—	11	19	27.5	36	45	54.5	64	73.5
100% load (20 kW)	—	10	17.5	25.5	34	42.5	51.5	60	69.5

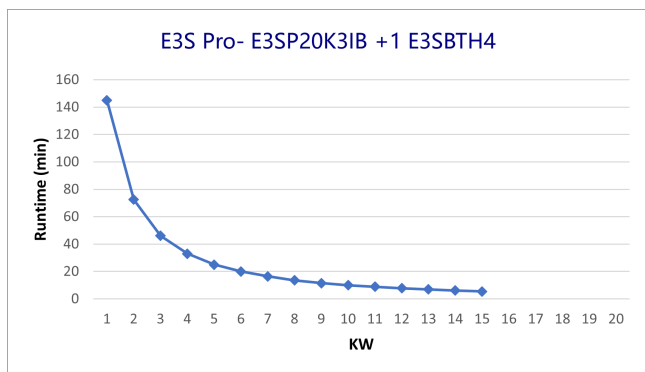
E3SP20K3IB Runtime Estimation in Minutes (Table 2)

Number of modular battery strings	10 x E3SBTH4	11 x E3SBTH4	12 x E3SBTH4	13 x E3SBTH4	14 x E3SBTH4	15 x E3SBTH4	16 x E3SBTH4	17 x E3SBTH4	18 x E3SBTH4
5% load (1 kW)	2100	2300	2600	2800	3100	3300	3600	3800	4100
10% load (2 kW)	1000	1100	1200	1400	1500	1600	1800	1900	2000
15% load (3 kW)	680	760	840	920	1000	1000	1100	1200	1300
20% load (4 kW)	495	555	615	675	735	795	855	915	980
25% load (5 kW)	385	430	480	525	570	620	665	715	765
30% load (6 kW)	315	350	390	430	465	505	545	585	625
35% load (7 kW)	265	295	325	360	390	425	455	490	525
40% load (8 kW)	225	255	280	310	335	365	390	420	450
45% load (9 kW)	200	220	245	270	295	320	345	370	395
50% load (10 kW)	175	195	215	235	260	280	300	325	345
55% load (11 kW)	155	175	195	215	235	250	270	290	310
60% load (12 kW)	140	160	175	195	210	230	245	265	285
65% load (13 kW)	130	145	160	175	190	205	225	240	255
70% load (14 kW)	120	130	145	160	175	190	205	220	235
75% load (15 kW)	110	120	135	150	160	175	190	205	215
80% load (16 kW)	100	110	125	135	150	165	175	190	200
85% load (17 kW)	95	105	115	125	140	150	165	175	185
90% load (18 kW)	89	99.5	110	120	130	140	155	165	175
95% load (19 kW)	83.5	93.5	100	110	120	130	145	155	165
100% load (20 kW)	78.5	88	97.5	105	115	125	135	145	155

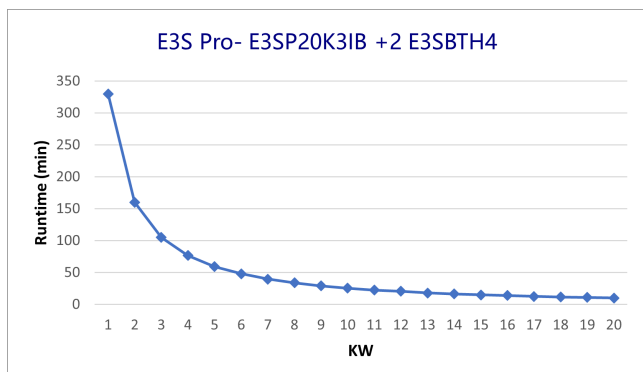
E3SP20K3IB Runtime Estimation in Minutes (Table 3)

Number of modular battery strings	19 x E3SBTH4	20 x E3SBTH4	21 x E3SBTH4	22 x E3SBTH4	23 x E3SBTH4	24 x E3SBTH4	25 x E3SBTH4	26 x E3SBTH4	27 x E3SBTH4
5% load (1 kW)	4400	4600	4900	5200	5400	5700	6000	6300	6600
10% load (2 kW)	2100	2300	2400	2600	2700	2800	3000	3100	3200
15% load (3 kW)	1400	1500	1600	1600	1700	1800	1900	2000	2100
20% load (4 kW)	1000	1100	1100	1200	1300	1300	1400	1400	1500
25% load (5 kW)	815	860	910	965	1000	1000	1100	1100	1200
30% load (6 kW)	665	705	745	785	825	870	910	955	995
35% load (7 kW)	560	590	625	660	695	730	765	800	835
40% load (8 kW)	480	510	540	570	600	630	660	690	720
45% load (9 kW)	420	445	470	495	520	550	575	600	630
50% load (10 kW)	370	390	415	440	460	485	510	530	555
55% load (11 kW)	330	355	375	395	415	435	455	480	500
60% load (12 kW)	300	320	340	360	375	395	415	435	455
65% load (13 kW)	275	290	305	325	340	360	375	395	410
70% load (14 kW)	250	265	285	300	315	330	345	360	380
75% load (15 kW)	230	245	260	275	290	305	320	335	350
80% load (16 kW)	215	230	240	255	270	280	295	310	325
85% load (17 kW)	200	210	225	235	250	260	275	290	300
90% load (18 kW)	185	200	210	220	235	245	260	270	280
95% load (19 kW)	175	185	195	210	220	230	240	255	265
100% load (20 kW)	165	175	185	195	205	215	230	240	250

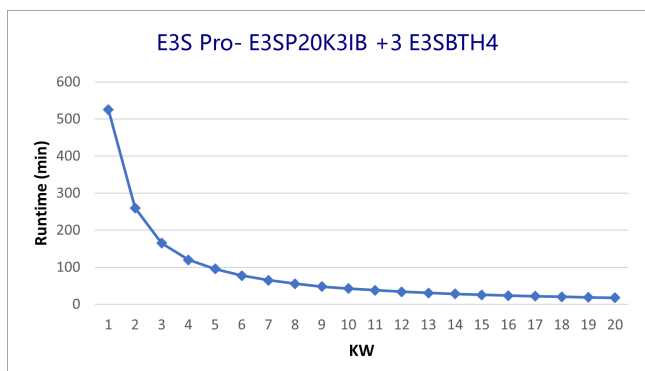
E3SP20K3IB with 1 E3SBTH4



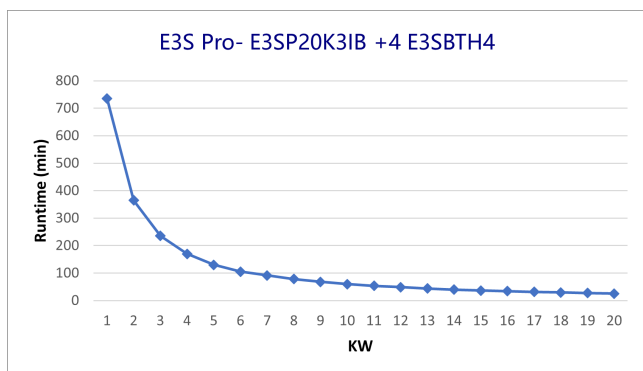
E3SP20K3IB with 2 E3SBTH4



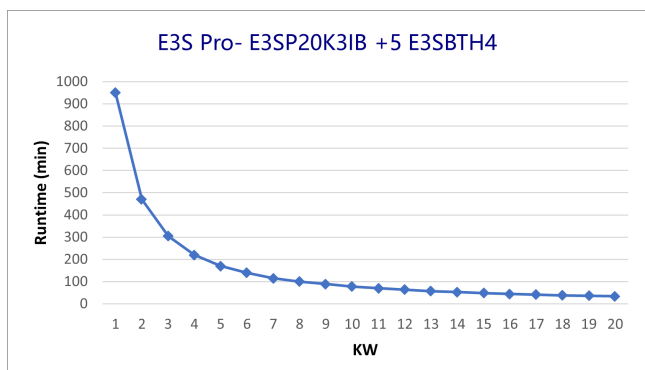
E3SP20K3IB with 3 E3SBTH4



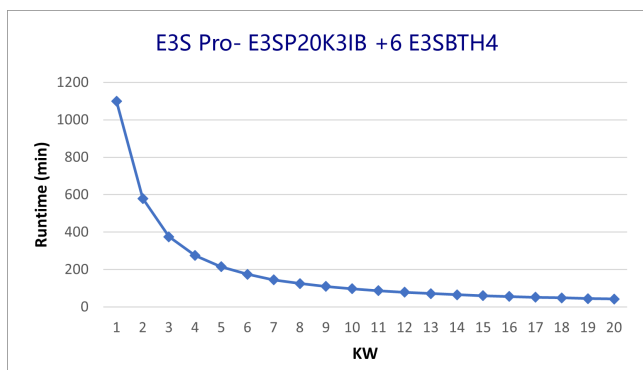
E3SP20K3IB with 4 E3SBTH4



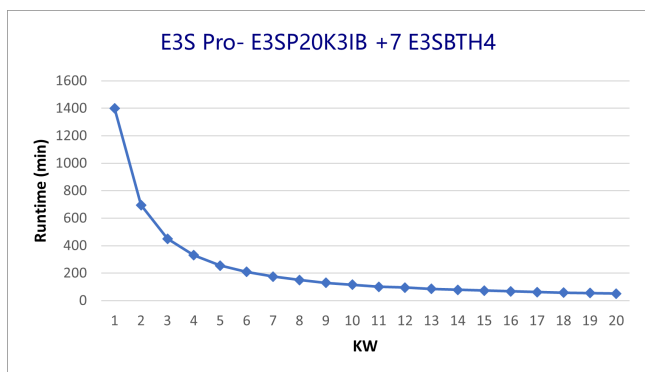
E3SP20K3IB with 5 E3SBTH4



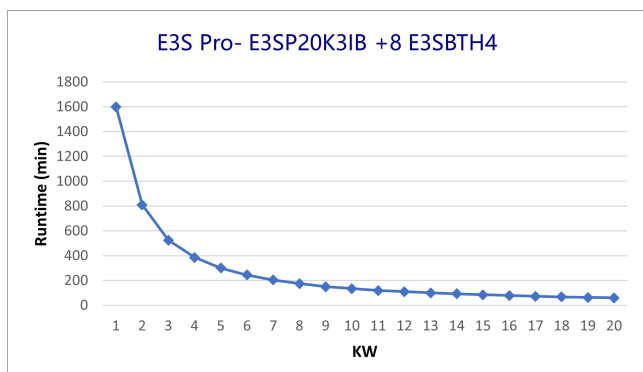
E3SP20K3IB with 6 E3SBTH4



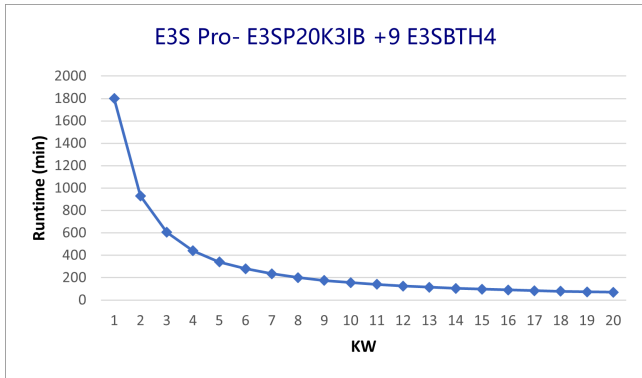
E3SP20K3IB with 7 E3SBTH4



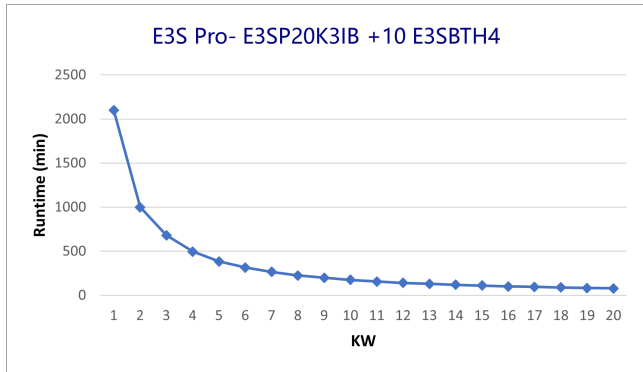
E3SP20K3IB with 8 E3SBTH4



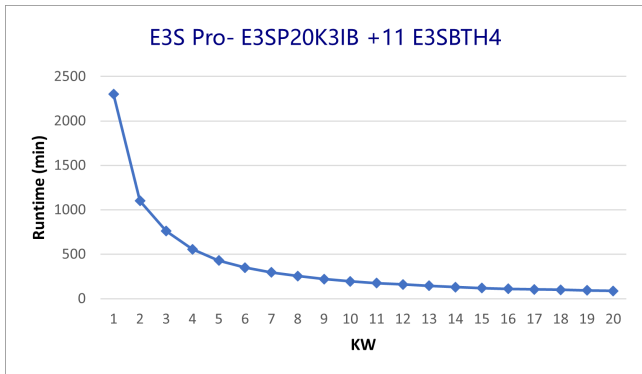
E3SP20K3IB with 9 E3SBTH4



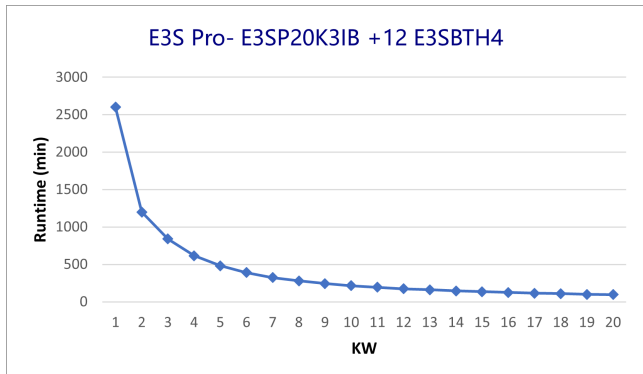
E3SP20K3IB with 10 E3SBTH4



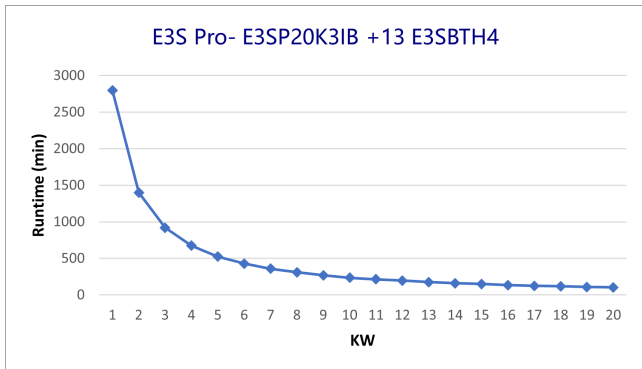
E3SP20K3IB with 11 E3SBTH4



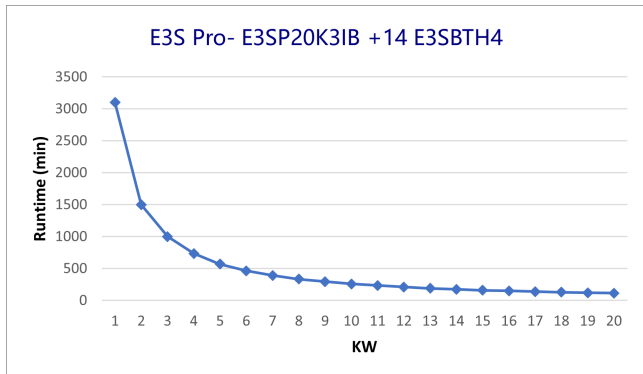
E3SP20K3IB with 12 E3SBTH4



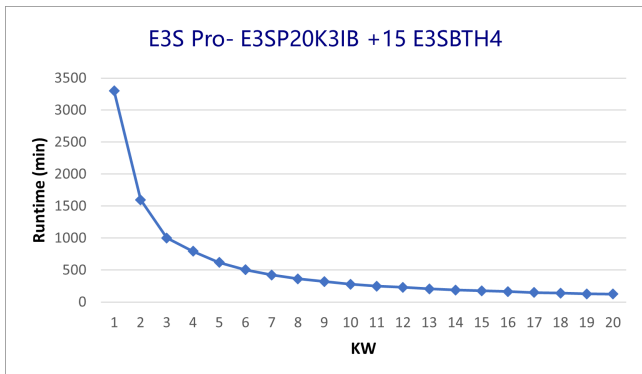
E3SP20K3IB with 13 E3SBTH4



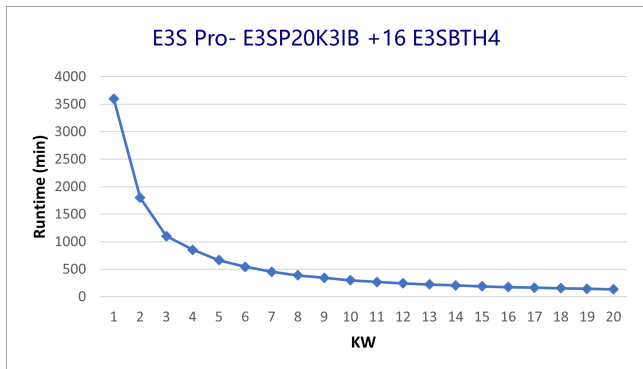
E3SP20K3IB with 14 E3SBTH4



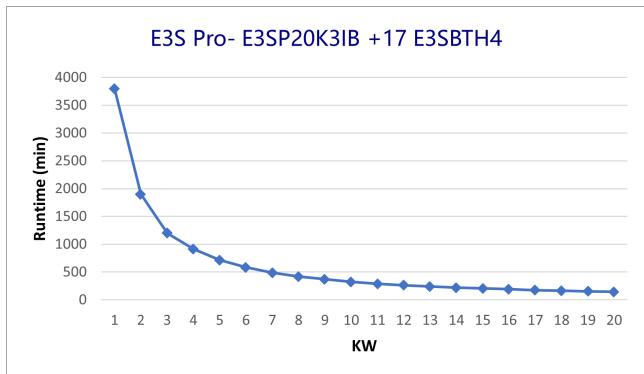
E3SP20K3IB with 15 E3SBTH4



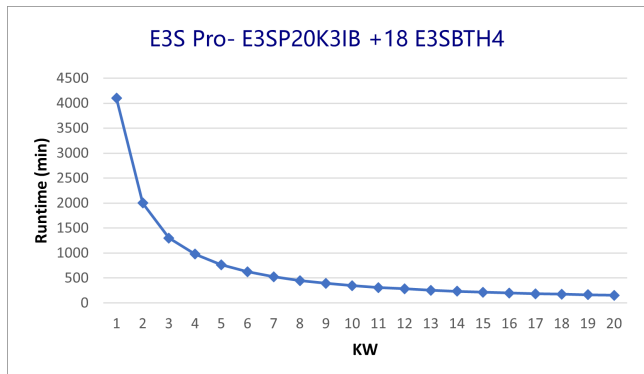
E3SP20K3IB with 16 E3SBTH4



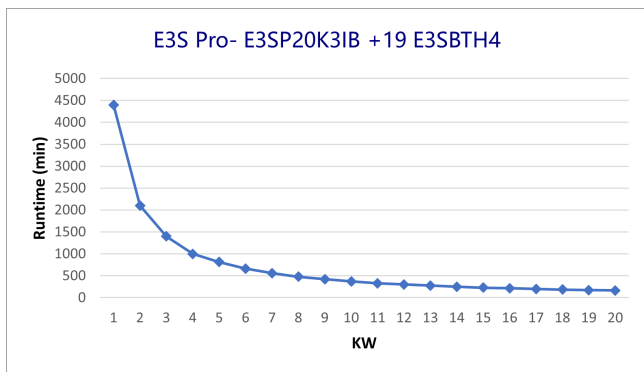
E3SP20K3IB with 17 E3SBTH4



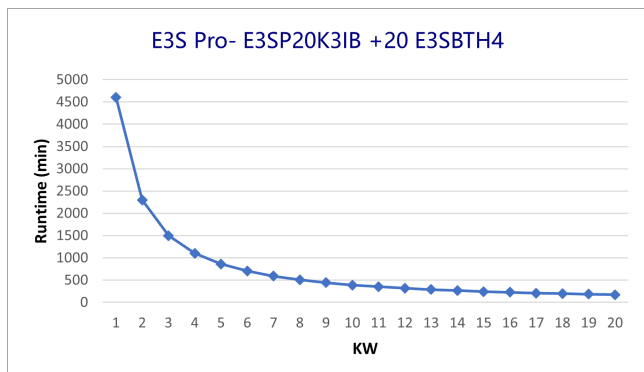
E3SP20K3IB with 18 E3SBTH4



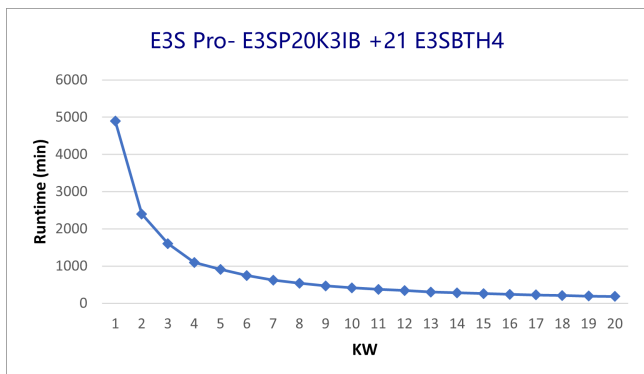
E3SP20K3IB with 19 E3SBTH4



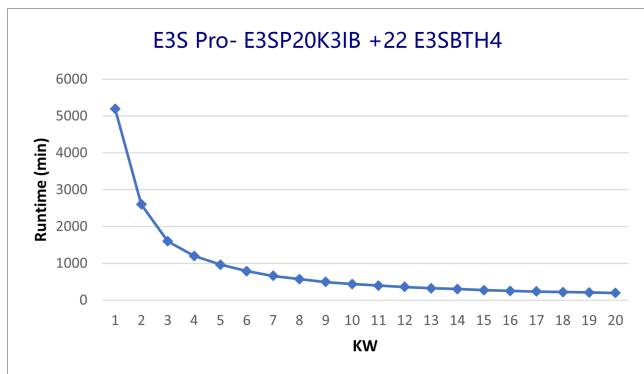
E3SP20K3IB with 20 E3SBTH4



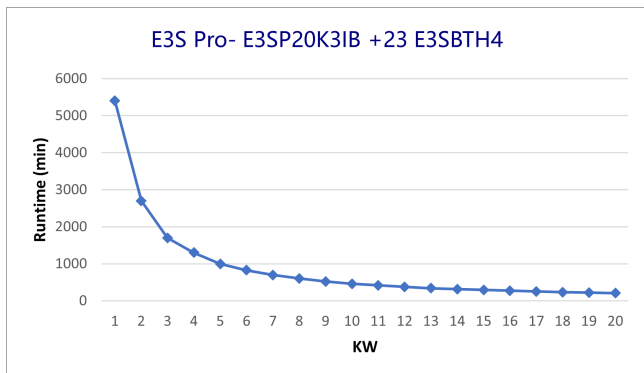
E3SP20K3IB with 21 E3SBTH4



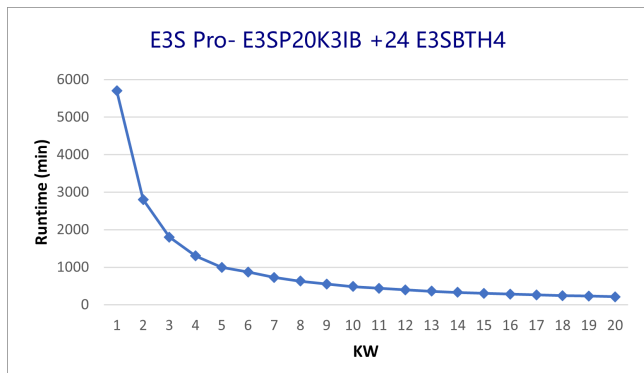
E3SP20K3IB with 22 E3SBTH4



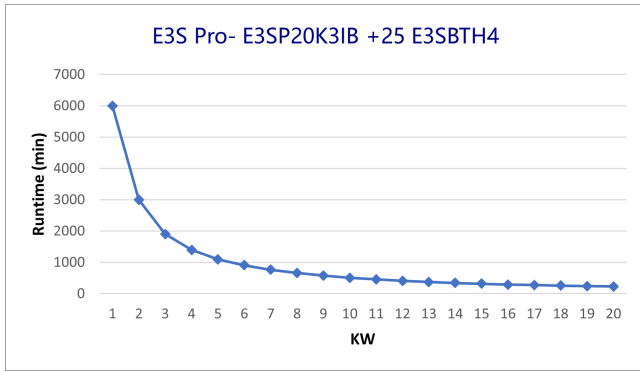
E3SP20K3IB with 23 E3SBTH4



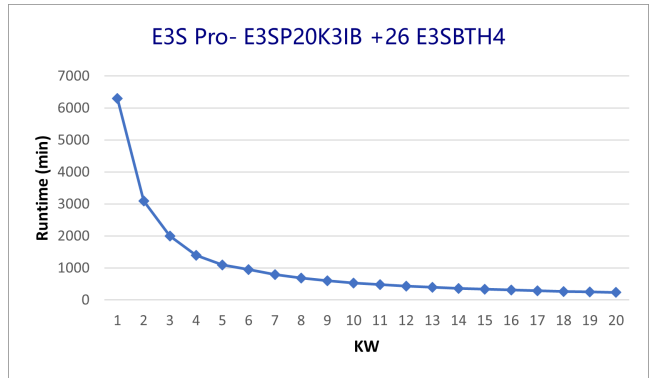
E3SP20K3IB with 24 E3SBTH4



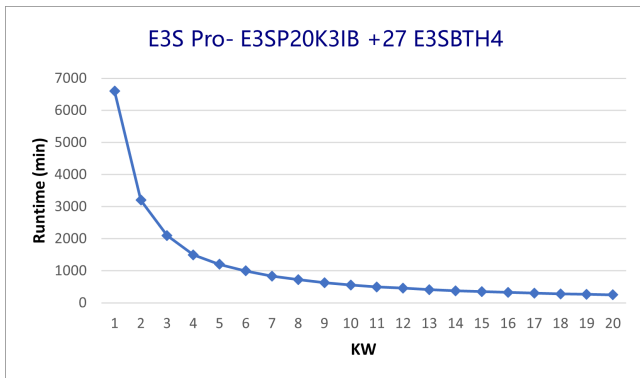
E3SP20K3IB with 25 E3SBTH4



E3SP20K3IB with 26 E3SBTH4



E3SP20K3IB with 27 E3SBTH4



E3SP30K3IB Battery Runtimes

E3SP30K3IB Runtime Estimation in Minutes (Table 1)

Number of modular battery strings	1 x E3SBTH4	2 x E3SBTH4	3 x E3SBTH4	4 x E3SBTH4	5 x E3SBTH4	6 x E3SBTH4	7 x E3SBTH4	8 x E3SBTH4	9 x E3SBTH4
5% load (1.5 kW)	93	210	335	465	605	745	890	1000	1100
10% load (3 kW)	45	100	165	230	295	365	440	515	590
15% load (4.5 kW)	28	65.5	105	145	190	235	285	330	380
20% load (6 kW)	20	47	77	105	140	170	205	240	275
25% load (7.5 kW)	15	36.5	59.5	84	105	135	160	185	215
30% load (9 kW)	11.5	29	48	68	88.5	105	130	150	175
35% load (10.5 kW)	9.5	24	40	56.5	74	92	110	125	145
40% load (12 kW)	7.8	20.5	34	48.5	63.5	79	94.5	110	125
45% load (13.5 kW)	6.5	17.5	29.5	42	55	68.5	82	96	110
50% load (15 kW)	5.5	15	26	37	48.5	60.5	73	85.5	98
55% load (16.5 kW)	—	13	23	33	43	54	65	76	87.5
60% load (18 kW)	—	11.5	20.5	29.5	38.5	48.5	58.5	68.5	78.5
65% load (19.5 kW)	—	10.5	18.5	26.5	35	44	53	62.5	72
70% load (21 kW)	—	9.6	16.5	24	32	40	48.5	57	65.5
75% load (22.5 kW)	—	8.6	15	22	29.5	37	44.5	52.5	60.5
80% load (24 kW)	—	7.8	14	20	27	34	41	48.5	55.5
85% load (25.5 kW)	—	7.1	12.5	19	25	31.5	38	45	52
90% load (27 kW)	—	6.5	11.5	17.5	23.5	29.5	35.5	42	48.5
95% load (28.5 kW)	—	5.9	11	16	21.5	27.5	33	39	45
100% load (30 kW)	—	5.4	10	15	20	25.5	31	36.5	42.5

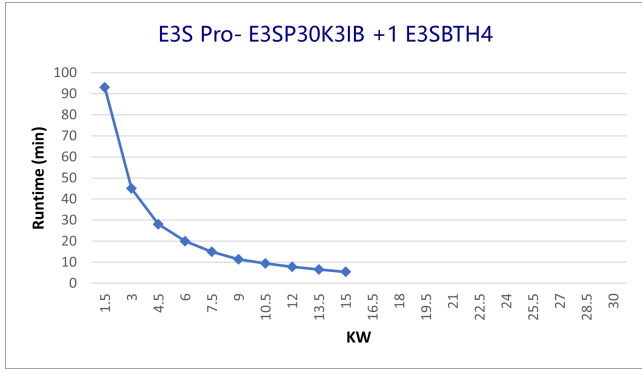
E3SP30K3IB Runtime Estimation in Minutes (Table 2)

Number of modular battery strings	10 x E3SBTH4	11 x E3SBTH4	12 x E3SBTH4	13 x E3SBTH4	14 x E3SBTH4	15 x E3SBTH4	16 x E3SBTH4	17 x E3SBTH4	18 x E3SBTH4
5% load (1.5 kW)	1300	1400	1600	1800	1900	2100	2300	2400	2600
10% load (3 kW)	665	740	820	900	980	1000	1100	1200	1300
15% load (4.5 kW)	430	480	530	580	635	685	740	790	845
20% load (6 kW)	310	350	385	425	460	500	540	575	615
25% load (7.5 kW)	245	270	300	330	360	390	420	450	480
30% load (9 kW)	195	220	245	270	290	315	340	365	390
35% load (10.5 kW)	165	185	205	225	245	265	285	305	330
40% load (12 kW)	140	160	175	195	210	230	245	265	285
45% load (13.5 kW)	125	140	155	170	185	200	215	230	245
50% load (15 kW)	110	120	135	150	160	175	190	205	220
55% load (16.5 kW)	99	110	120	130	145	155	170	180	195
60% load (18 kW)	89	99.5	110	120	130	140	155	165	175
65% load (19.5 kW)	81.5	91	100	110	120	130	140	150	160
70% load (21 kW)	74.5	83.5	92.5	100	110	120	125	135	145
75% load (22.5 kW)	68.5	76.5	85	93.5	100	110	115	125	135
80% load (24 kW)	63	71	78.5	86.5	94.5	100	110	115	125
85% load (25.5 kW)	59	66	73.5	80.5	88	95.5	100	110	115
90% load (27 kW)	55	61.5	68.5	75	82	89	96	100	110
95% load (28.5 kW)	51.5	57.5	64	70.5	77	83.5	90	97	100
100% load (30 kW)	48	54	60	66	72.5	78.5	84.5	91	97.5

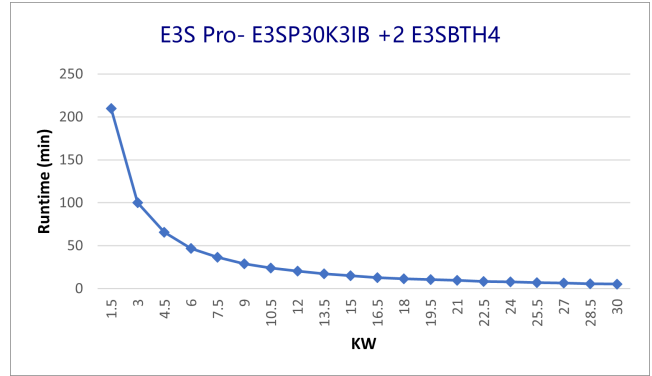
E3SP30K3IB Runtime Estimation in Minutes (Table 3)

Number of modular battery strings	19 x E3SBT-H4	20 x E3SBT-H4	21 x E3SBT-H4	22 x E3SBT-H4	23 x E3SBT-H4	24 x E3SBT-H4	25 x E3SBT-H4	26 x E3SBT-H4	27 x E3SBT-H4	28 x E3SBT-H4
5% load (1.5 kW)	2800	2900	3100	3300	3400	3600	3800	4000	4200	4300
10% load (3 kW)	1300	1400	1500	1600	1700	1800	1900	1900	2000	2100
15% load (4.5 kW)	900	955	1000	1000	1100	1100	1200	1200	1300	1400
20% load (6 kW)	655	695	735	780	820	860	900	945	985	1000
25% load (7.5 kW)	510	545	575	605	640	670	705	735	770	800
30% load (9 kW)	415	440	470	495	520	545	575	600	625	655
35% load (10.5 kW)	350	370	395	415	435	460	480	505	525	550
40% load (12 kW)	300	320	340	360	375	395	415	435	455	475
45% load (13.5 kW)	260	280	295	310	325	345	360	375	395	410
50% load (15 kW)	235	245	260	275	290	305	320	335	350	365
55% load (16.5 kW)	205	220	235	245	260	275	285	300	315	325
60% load (18 kW)	185	200	210	220	235	245	260	270	280	295
65% load (19.5 kW)	170	180	190	205	215	225	235	245	260	270
70% load (21 kW)	155	165	175	185	195	205	215	225	235	245
75% load (22.5 kW)	145	155	160	170	180	190	200	210	215	225
80% load (24 kW)	135	140	150	160	165	175	185	190	200	210
85% load (25.5 kW)	125	130	140	145	155	165	170	180	190	195
90% load (27 kW)	115	125	130	140	145	155	160	170	175	185
95% load (28.5 kW)	110	115	120	130	135	145	150	155	165	170
100% load (30 kW)	100	110	115	120	130	135	140	150	155	160

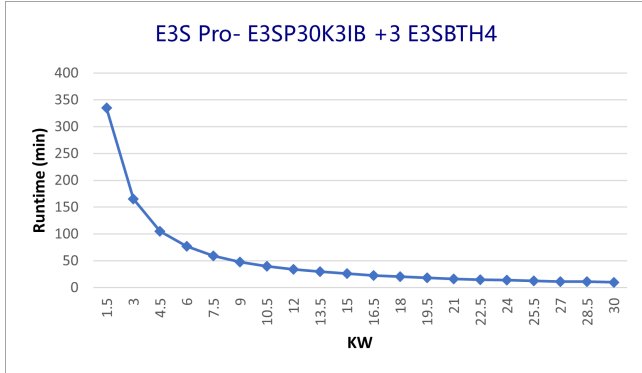
E3SP30K3IB with 1 E3SBTH4 Cabinet



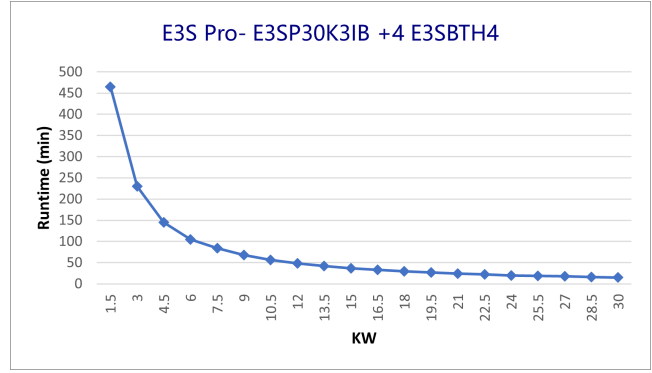
E3SP30K3IB with 2 E3SBTH4



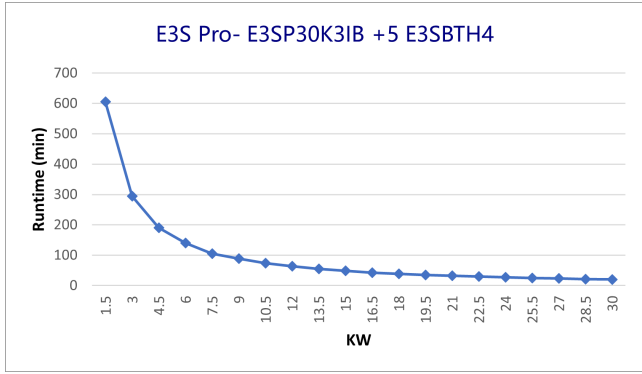
E3SP30K3IB with 3 E3SBTH4



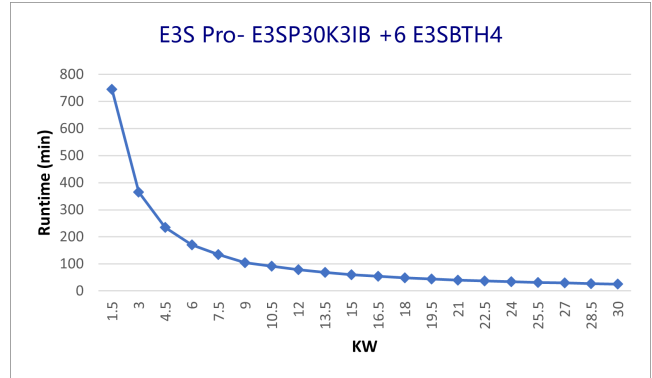
E3SP30K3IB with 4 E3SBTH4



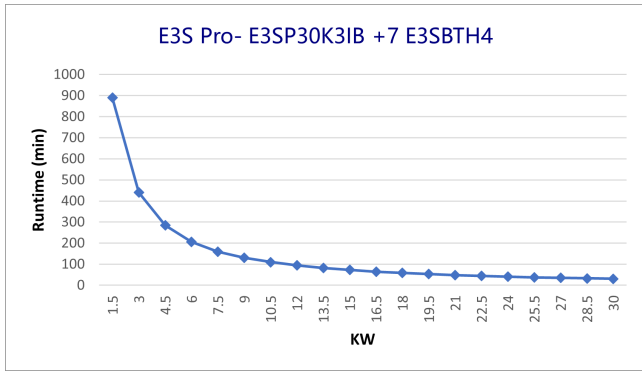
E3SP30K3IB with 5 E3SBTH4



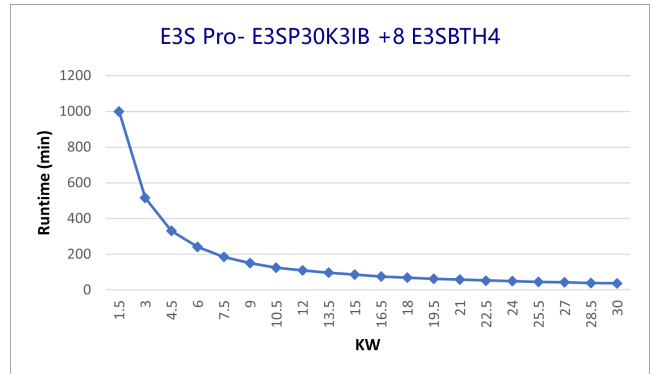
E3SP30K3IB with 6 E3SBTH4



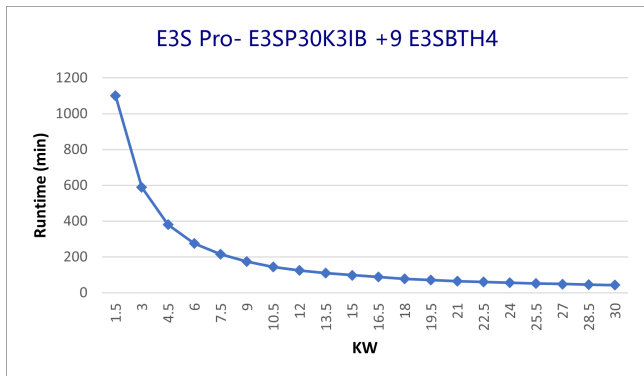
E3SP30K3IB with 7 E3SBTH4



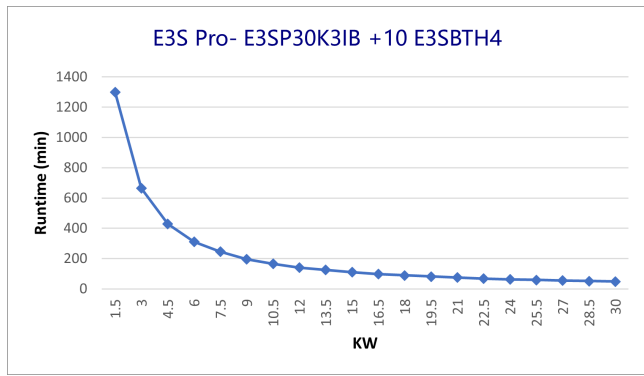
E3SP30K3IB with 8 E3SBTH4



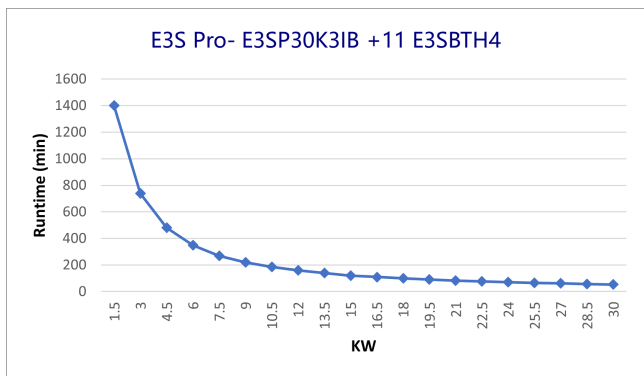
E3SP30K3IB with 9 E3SBTH4



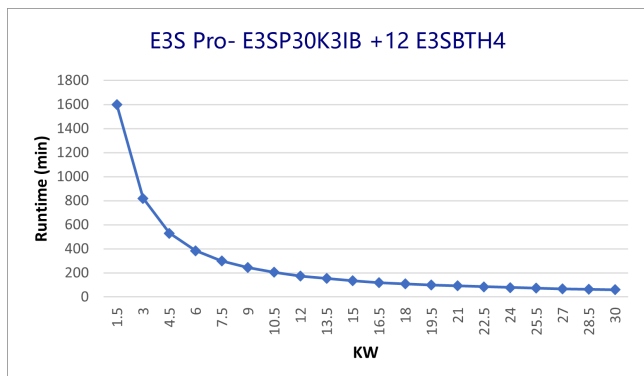
E3SP30K3IB with 10 E3SBTH4



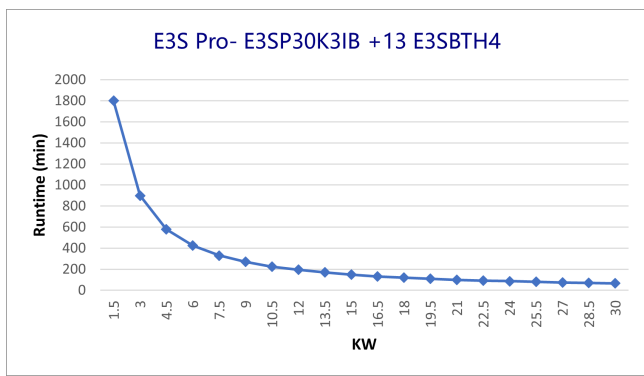
E3SP30K3IB with 11 E3SBTH4



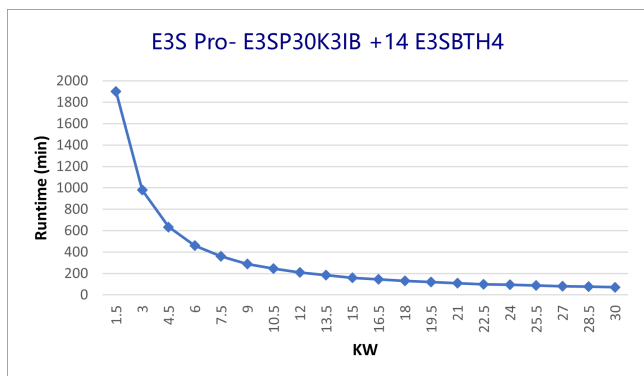
E3SP30K3IB with 12 E3SBTH4



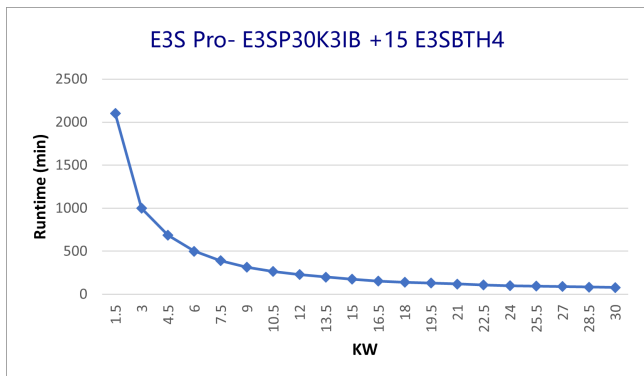
E3SP30K3IB with 13 E3SBTH4



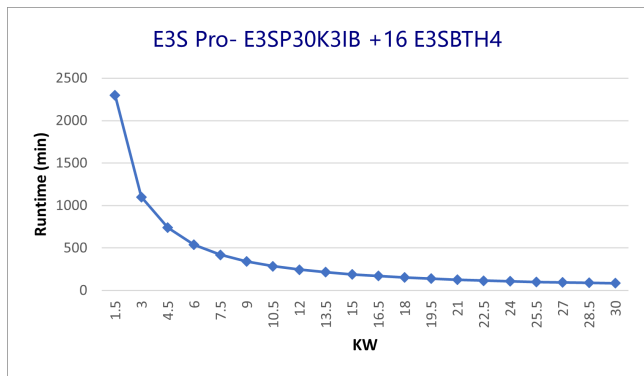
E3SP30K3IB with 14 E3SBTH4



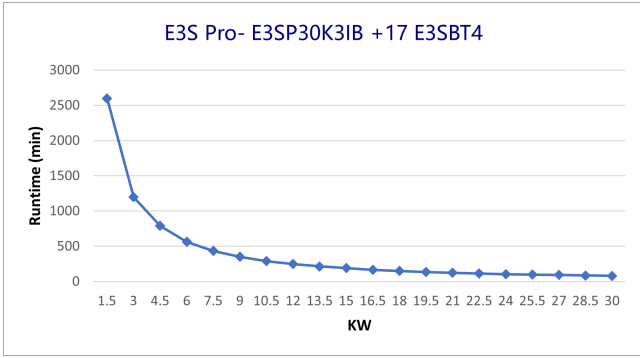
E3SP30K3IB with 15 E3SBTH4



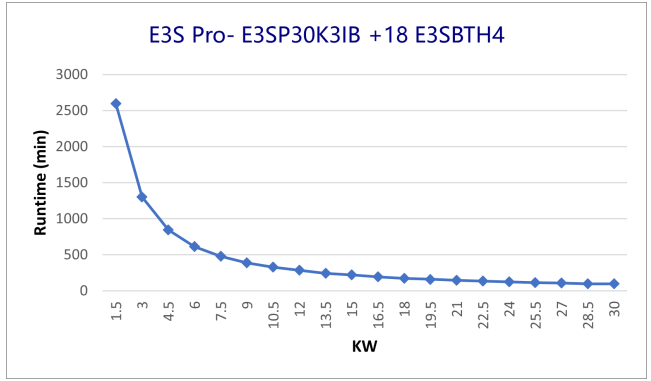
E3SP30K3IB with 16 E3SBTH4



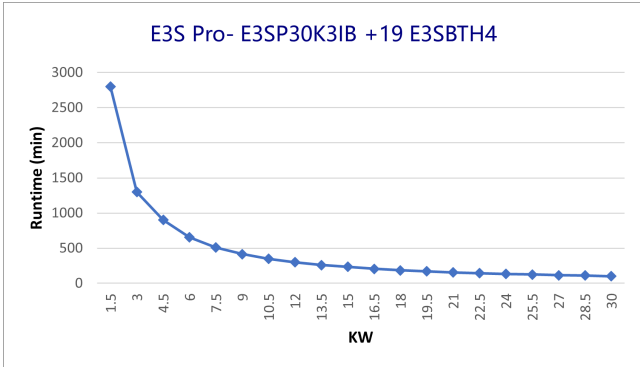
E3SP30K3IB with 17 E3SBTH4



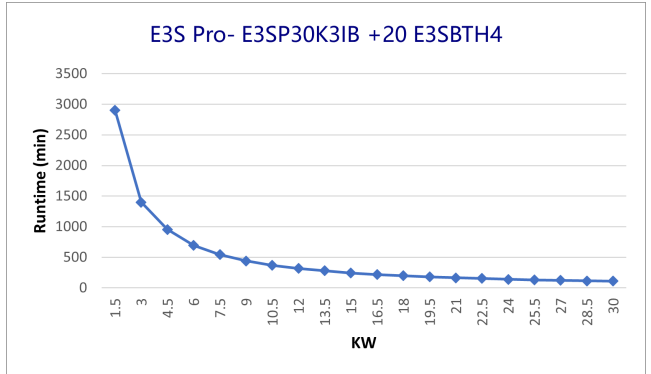
E3SP30K3IB with 18 E3SBTH4



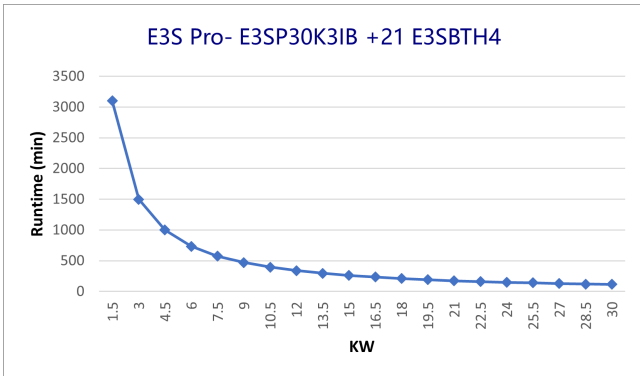
E3SP30K3IB with 19 E3SBTH4



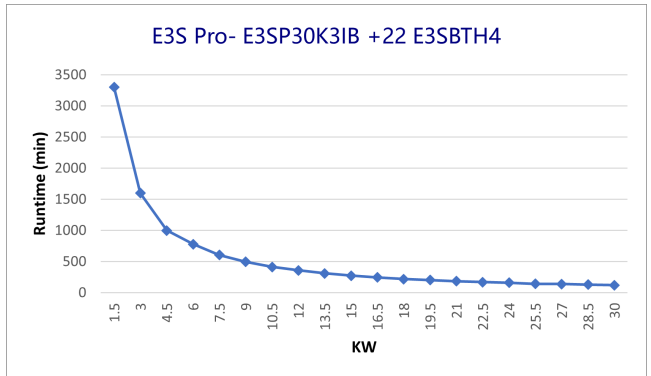
E3SP30K3IB with 20 E3SBTH4



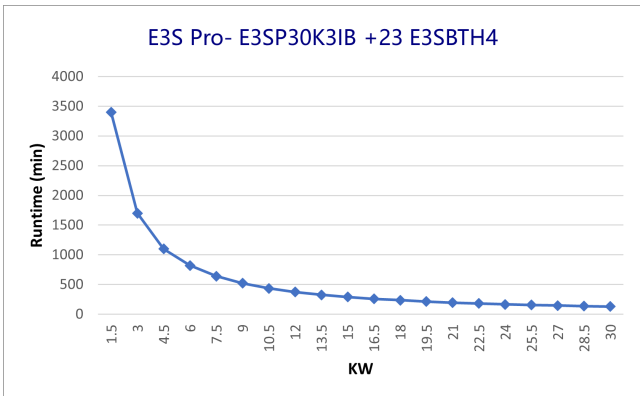
E3SP30K3IB with 21 E3SBTH4



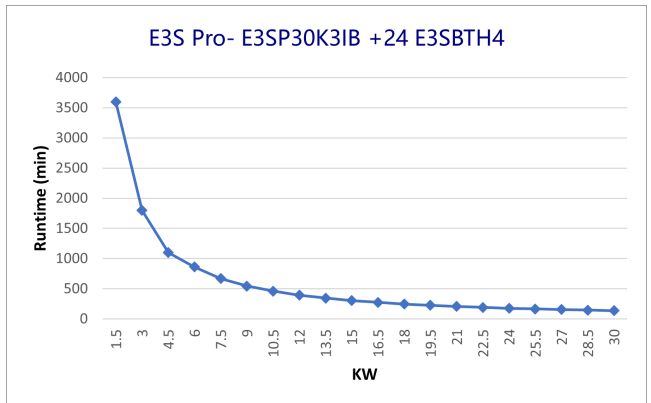
E3SP30K3IB with 22 E3SBTH4



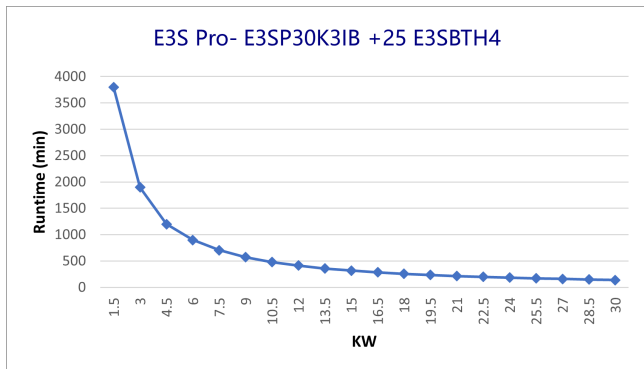
E3SP30K3IB with 23 E3SBTH4



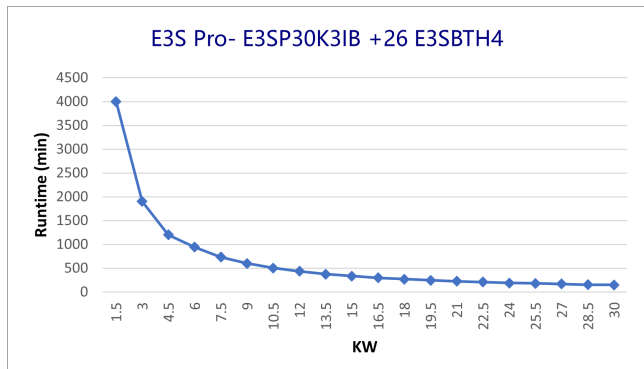
E3SP30K3IB with 24 E3SBTH4



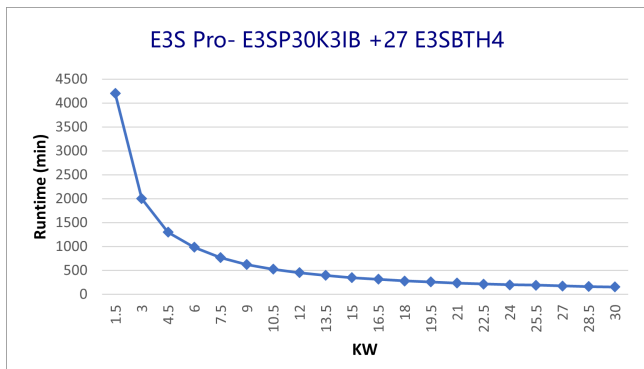
E3SP30K3IB with 25 E3SBTH4



E3SP30K3IB with 26 E3SBTH4



E3SP30K3IB with 27 E3SBTH4



E3SP30K3IB with 28 E3SBTH4

