



StarCharge Fast

# EV charging and Storage Solutions

Towards a new energy landscape

Electric vehicle charging and storage solutions  
Catalog 2026

[se.com/emobility](https://se.com/emobility)

Life Is On



# Legal information

The information provided in this Catalog contains description of Schneider Electric products, solutions and services ("Offer") with technical specifications and technical characteristics of the performance of the corresponding Offer.

**The content of this document is subject to revision at any time without notice due to continued progress in methodology, design and manufacturing.**

To the extent permitted by applicable law, no responsibility or liability is assumed by Schneider Electric and its subsidiaries for any type of damages arising out of or in connection with (i) informational content of this Catalog not conforming with or exceeding the technical specifications, or (ii) any error contained in this Catalog, or (iii) any use, decision, act or omission made or taken on basis of or in reliance on any information contained or referred to in this Catalog.

**SCHNEIDER ELECTRIC MAKES NO WARRANTY OR REPRESENTATION OF ANY KIND, WHETHER EXPRESS OR IMPLIED, AS TO WHETHER THIS CATALOG OR ANY INFORMATION CONTAINED THEREIN SUCH AS PRODUCTS AND SERVICES WILL MEET REQUIREMENTS, EXPECTATIONS OR PURPOSE OF ANY PERSON MAKING USE THEREOF.**

Schneider Electric brand and any trademarks of Schneider Electric and its subsidiaries referred to in this Catalog are property of Schneider Electric or its subsidiaries. All other brands are trademarks of their respective owners.

This Catalog and its content are protected under applicable copyright laws and provided for informative use only. No part of this Catalog may be reproduced or transmitted in any form or by any means (electronic, mechanical, photocopying, recording, or otherwise), for any purpose, without the prior written permission of Schneider Electric.

Copyright, intellectual, and all other proprietary rights in the content of this Catalog (including but not limited to software, audio, video, text, and photographs) rests with Schneider Electric or its licensors. All rights in content not expressly granted herein are reserved. No rights of any kind are licensed or assigned or shall otherwise pass to persons accessing this information.

# Contents

EV charging and Storage solutions.....	p. 4
eMobility for Residential Applications .....	p. 6
eMobility for Buildings Applications.....	p. 9
eMobility for Heavy Fleets .....	p. 15
eMobility for Retail and Public Spaces.....	p. 16
Discover Storage Solutions .....	p. 18
EV charging and storage solutions: Panorama.....	p. 20
<b>Schneider Charge.....</b>	<b>p. 23</b>
Schneider Charge.....	p. 24
<b>Schneider Charge Pro .....</b>	<b>p. 29</b>
Schneider Charge Pro .....	p. 30
Anti-tripping module for Schneider Charge and Schneider Charge Pro.....	p. 34
Resi9 Energy Meter for Schneider Charge Pro .....	p. 35
<b>EVlink™ Pro AC and Pro AC Metal.....</b>	<b>p. 37</b>
EVlink™ Pro AC .....	p. 38
Practical information .....	p. 40
EVlink™ Pro AC Metal.....	p. 42
Customization .....	p. 49
Range accessories and spare parts.....	p. 51
Cables for EVlink™ AC charging stations .....	p. 53
<b>DC Charging Stations .....</b>	<b>p. 55</b>
EVlink™ Pro DC 60 .....	p. 56
Schneider StarCharge Fast 60.....	p. 60
EVlink™ Pro DC 120-15-180 .....	p. 64
Schneider StarCharge Fast 180 and 320.....	p. 68
Schneider StarCharge Fast DC 720.....	p. 71
<b>Load Management for EV Charging .....</b>	<b>p. 79</b>
Energy Management .....	p. 80
EcoStruxure™ EV Charging Expert .....	p. 82
<b>Battery Energy Storage Solution for Commercial and Industrial Buildings.....</b>	<b>p. 87</b>
Battery Energy Storage System.....	p. 88
Schneider Boost Pro .....	p. 89
EcoStruxure Energy Asset Controller.....	p. 91
<b>eMobility Services.....</b>	<b>p. 93</b>
eMobility Services .....	p. 94
How do I install and commission?.....	p. 95
How do I maintain? .....	p. 96
How do I optimize? .....	p. 97
A professional Network.....	p. 97
Get in touch for support.....	p. 98
<b>Electrical Distribution for EV and Storage Solutions.....</b>	<b>p. 99</b>
Schneider Electric Power Distribution.....	p. 100
Acti9 Type A-SI or Type B: Residual Current Devices (RCD, RCBO and RCCB) .....	p. 101
Acti9 C120N and Acti9 Vigi C120 .....	p. 102
Metering solutions.....	p. 104
Canalis™: Decentralized EV distribution .....	p. 106
KPX Prefabricated Substation.....	p. 108
<b>Appendix .....</b>	<b>p. 111</b>

# EV charging and Storage Solutions



End-to-end solutions provider



Industry standards compliance



Worldwide customer support



Extensive network of certified partners



Powering the EV Charging revolution. Leveraging solutions, software and services for a smart and sustainable mobility



AT DESTINATION



FOR FLEETS



PUBLIC CHARGING





# We put new energy solution on the map



- SCALABILITY AND RESILIENCY
- EFFICIENCY AND SUSTAINABILITY
- CONNECTIVITY AND INTEROPERABILITY
- CYBERSECURITY

## AT WORK



## AT TRANSIT



## AT RESIDENTIAL BUILDING



## AT HOME



“ We provide end-to-end solutions, with deep market expertise and innovative leadership in Storage and EV charging infrastructure that enable you to harness the full potential of EV Charging, driving sustainability and efficiency while positioning your business as a leader in the new energy landscape.

Profit from solutions and services beyond the EV charging infrastructure, where the whole electric mobility ecosystem is connected to provide a cost-efficient and convenient charging experience for homes, buildings, and fleets, minimizing downtime and prioritizing the use of renewable energy for a net-zero future. ”

# eMobility for Residential Applications

## Smart homes, smarter EV charging: Schneider Charge



“ I want a robust end-to-end solution when installing EV charging stations that is compatible with my customer's preferred mobile application. ”

Deliver your customer an attractive charging station that provides them with simple remote control of their EV charging and optimizes their energy costs without compromising their comfort.

### > Schneider Charge

#### Single family home charging station

##### Easy installation and wiring:

- Three cabling options
- Wall spacers for uneven walls
- Captive screws and metal black plate with slotted holes
- Connectors for fast and long-time wiring
- Ready for voltage and continuity test

##### Characteristics:

- T2S socket up to 22 kW, combined 1P/3P
- Up to 7.4 kW 1P or 11 kW 3P, with 5 or 7 m attached cable with T2 connector
- OCPP 1.6J
- Single push-button for configuration
- Signal connectors for iMNx, DSO (Distribution System Operators: remote control enabling the utility to suspend the charge\*) and TIC (for France only, function requested to connect Linky meter)

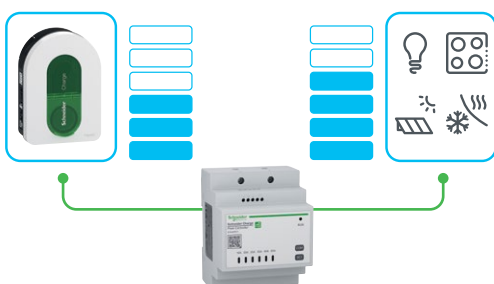
### > Anti-Tripping Module

#### Power load management

- Continuously adapts the charging power, taking home consumption and self-generated energy into account (PV, wind, storage...)

##### Characteristics:

- 1-phase or 3-phase products
- Power Line Communication with pairing: no need for additional cable



\*According to Technical Connection Rules VDE-AR-N-4100:2019-04

## ➤ Commission and control Schneider Charge from the palm of your hand

### Connectivity settings via eSetup

- Select or configure the 3<sup>rd</sup> party charging application (OCPP communication)
- Send information to the owner to let them finalize the connection to their EV charging application



### Monitor and control the EV charging station, and much more


- Monitoring, scheduling and cost optimization
- Plus other features depending on the application (grid services...)

## Overview of the Schneider Charge - Single Family Home Solution

### Upgrade the electrical installation



**Schneider Charge anti-tripping module:**  
1-phase or 3-phase Peak Controller



Power Line Communication

- 1 RCD Type A-SI or type B to detect AC residual current (30 mA)
- 2 MCB to provide charging station cable overload protection
- 3 MNx: undervoltage release tripping unit (IEC 61851-1 ed.3)

Option: RCBO residual current breaker with overcurrent protection



Commission easily with **eSetup**

### Charge at home



Domestic network



(WiFi or Ethernet cable)



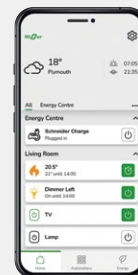
**Schneider Charge**

### Select the EV charging application to optimize energy costs




**Wiser**

Home Energy Management System



All-in-one app



Energy consumption dashboard



Charging modes selection



Power: from 7.4 to 22 kW



Or 3<sup>rd</sup> party EV charging applications

## ➤ Schneider Electric mobile applications

### eSetup or Wiser Home\* to commission Schneider Charge

- Firmware upgrade
- Electrical parameter settings
- Wi-Fi connection to home router
- EV charging application: Wiser pre-set



### Wiser Home to optimize home energy consumption, including the EV charging

- Remote control and scheduling
- Bill optimization based on Time of Use tariff
- Energy consumption and cost history

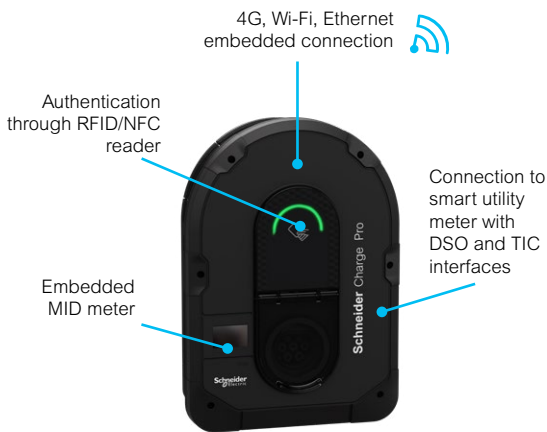
\* According to your country

# eMobility for Residential Applications

Schneider Charge Pro is designed for Fleet at home or residential buildings needs

## Fleet at Home

Accelerate corporate car electrification with our open solution, Schneider Charge Pro, a robust EV charger that simplifies home charging reimbursement and minimizes the power supply disruption thanks to anti-tripping module in single family homes.



## > Schneider Charge Pro AC charging station with MID meter and native connectivity

### Characteristics:

- Combine 1P-3P from 7.4 kW up to 22 kW
- T2S socket or 7 m attached cable with T2 connector
- OCPP 1.6J

### Easy installation, wiring and commissioning:

- Three cabling options
- Connectors for fast and long-time wiring
- On-site configuration with eSetup mobile app
- Wi-Fi direct technology for configuration

## > Customer benefits



### ► For Charge Point Operators:

- Designed for large-scale deployment
- Versatile offer
- Reduced Total Cost of Ownership
- Easy integration into CPO management system
- Certified energy measurement for billing (MID)



### ► For Electrical Contractors:

- Reduced installation time
- Fast to commission
- Robust solution
- Technical support and services from Schneider Electric



### ► For Employees:


- Charge at home
- Optimized comfort thanks to EV load management
- Attractive design
- Connectable with CPO driver app
- Easy reimbursement of EV charging fees

## Overview of EV Charging Solution



### Upgrade electrical installation

Anti-tripping module: 1-phase or 3-phase Peak Controller



- 1 RCD Type A-SI or Type B\* to detect AC residual current (30 mA)
- 2 MCB to provide charging station cable overload protection
- 3 MNx: undervoltage release tripping unit (IEC 61851-1 ed.3)

Option: RCBO residual current breaker with overcurrent protection


### Charge corporate EVs at home



Schneider Charge Pro  
Power: from 7.4 to 22 kW

### Integrate to CPO management system

Install base monitoring and individual billing via the CPO Management system



Commission easily with eSetup

\*In accordance with the electrical installation standard HD 60364-7-722:2016. Refer to local regulation.

# eMobility for Buildings Applications

## Residential buildings

Accelerate charging infrastructure deployment at apartment buildings with our open solution, Schneider Charge Pro, an affordable EV charger that simplifies billing, optimizes comfort of residents and manages EV loads in real-time thanks to EcoStruxure EV Charging Expert.

### › Integration with Charge Point Operator's management system

Schneider Charge Pro is easy to connect to any system thanks to OCPP 1.6-J



Charging Supervision Management System



Compatible with EV driver application from CPO

### › Load management system

#### EcoStruxure EV Charging Expert:

- Distribution of available power, including local production, for all charging stations
- Peak/off-peak hours EV charging management



### › Customer benefits



#### ▶ For Charge Point Operators:

- Versatile offer
- Reduced Total Cost of Ownership
- Easy integration into CPO management system
- Certified energy measurement for billing (MID)



#### ▶ For Electrical Contractors:

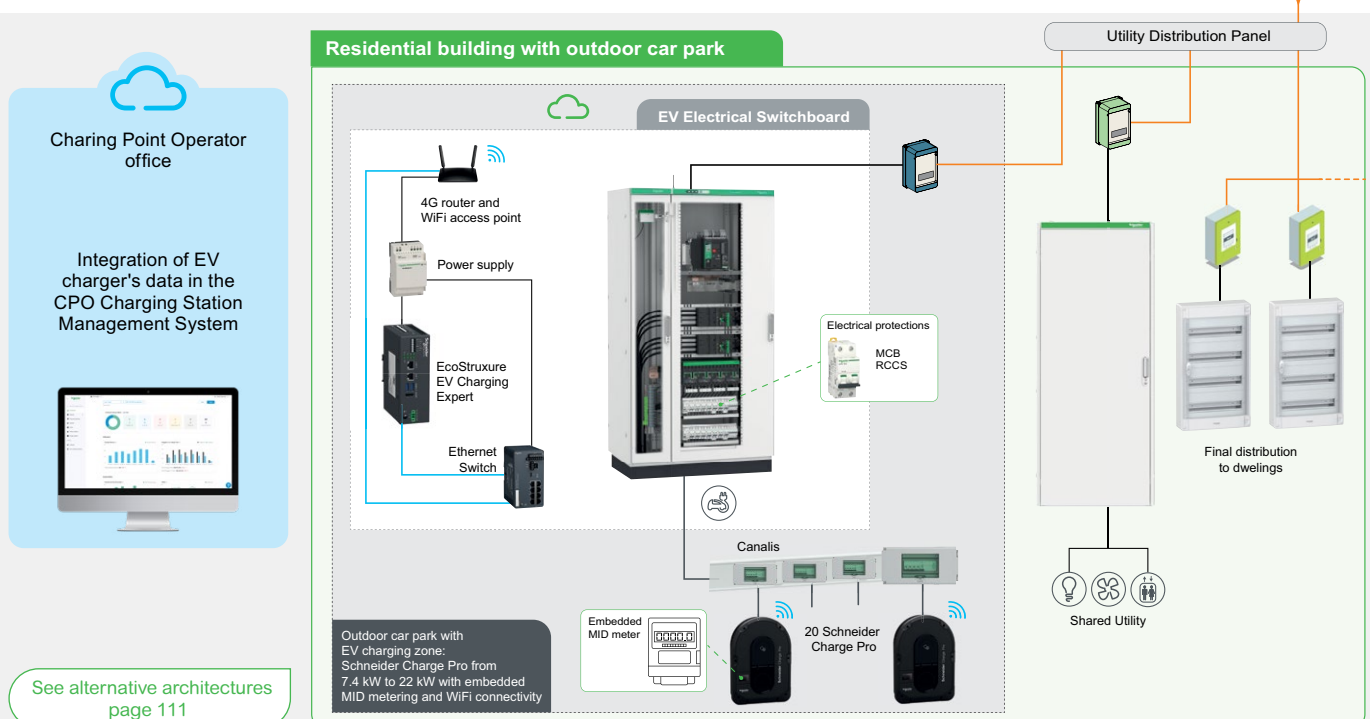
- Reduced installation time
- Fast to commission
- Robust solution
- Technical support and services from Schneider Electric



#### ▶ For Owner-corporations:

- Minimized property development costs
- Open and ready for operations
- Compliant with local regulations
- Scalable EV infrastructure

## EV charging infrastructure for residential buildings



See alternative architectures page 111

# eMobility for Buildings Applications

From a scalable to an optimized solution for tertiary sites



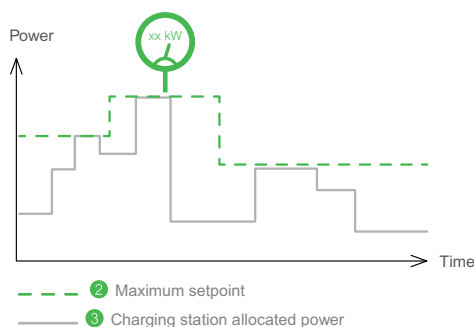
## EVlink Pro AC Connected EV charging stations

- Optimized usage and usability:
  - Reduced maintenance time
  - Robust design (IP55/IK10 rated) for indoor/outdoor installations
  - Customizable charging stations
- Embedded protection for power distribution (RCD; iMNx)
- RFID/NFC reader for user authentication
- Standards-compliant: precision metering (MID meters)
- Flexible and modular:
  - Interoperability with supervision solutions (OCPP 1.6-J)
  - Extended EV compatibility (IEC 61851 Ed.3, ISO 15118 upgradable)



## DC Fast Charging 180 kW v2 and 60 kW v2 dual connectors

- Certified to the highest electrical standards
- Dynamic load balancing between vehicle connectors
- Efficiency up to 97%
- Robust design for outdoor or indoor installations (IP55)
- Authentication: RFID/NFC reader; ISO15118 Plug n Charge or auto-charge (mac address)
- Interoperability with supervisions systems (OCPP 1.6-J)
- Repairable product, Green Premium labelled
- Worldwide network providing on-site service for commissioning and maintenance



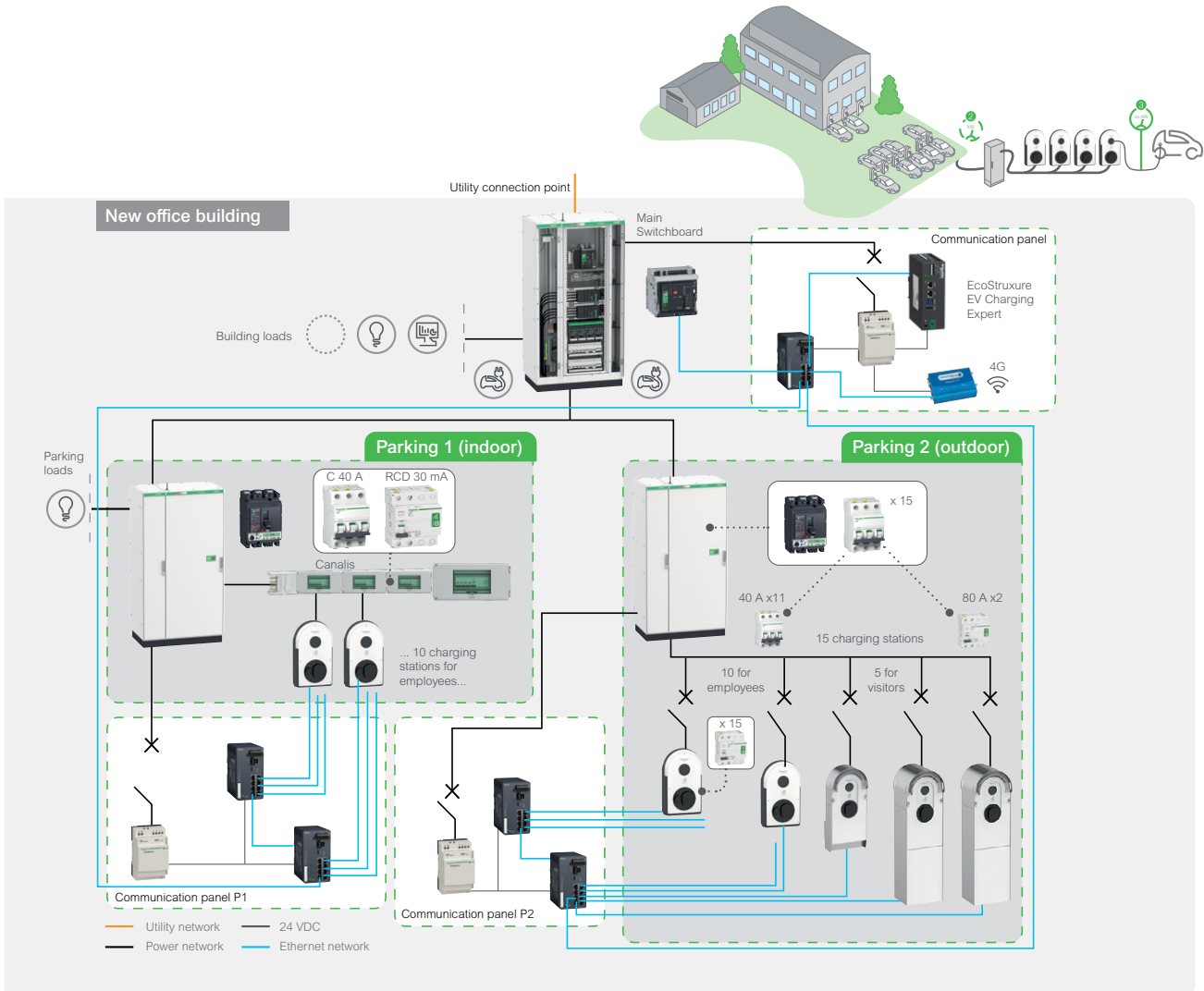
## EcoStruxure EV Charging Expert Load Management System

- Dynamic distribution of available power among charging stations
- On peak/off-peak hours EV charging management
- Monitoring and control of EV charging stations based on an open protocol (OCPP 1.6-J)



# Charging infrastructure for employees or customer's driving EVs

Our eMobility solution provides a first easy step for business owners to start up electric mobility in their companies while keeping investment, utility costs and power supply fully optimized. Improving the customer experience and satisfying employees driving an electric vehicle, all at the same time.



## Customer benefits



- ▶ For electrical contractors:
  - Reduced installation time
  - Guided commissioning
  - Schneider Electric Partner certification and training program



- ▶ For building owners:
  - Demonstration of sustainability commitments
  - Improved employee satisfaction and customer loyalty
  - Optimized power availability
  - Scalable infrastructure
  - In-house operations or delegated to external charge point operator

# eMobility for Buildings Applications

Transition car parks or fleets to net-zero transportation



DC fast charging station with Credit Card Reader



EVlink Pro Pay payment kiosk

## ➤ Payment terminal solutions for EV charging infrastructures

- Contactless payment
- Pin on glass
- VISA, Mastercard, Apple Pay, Google Pay
- Dynamic Display of pricing policy
- Electronic receipt by QR code
- Color touch screen
- Embedded within DC chargers
- Manage payment for up to 10 chargers
- LAN or 4G connectivity

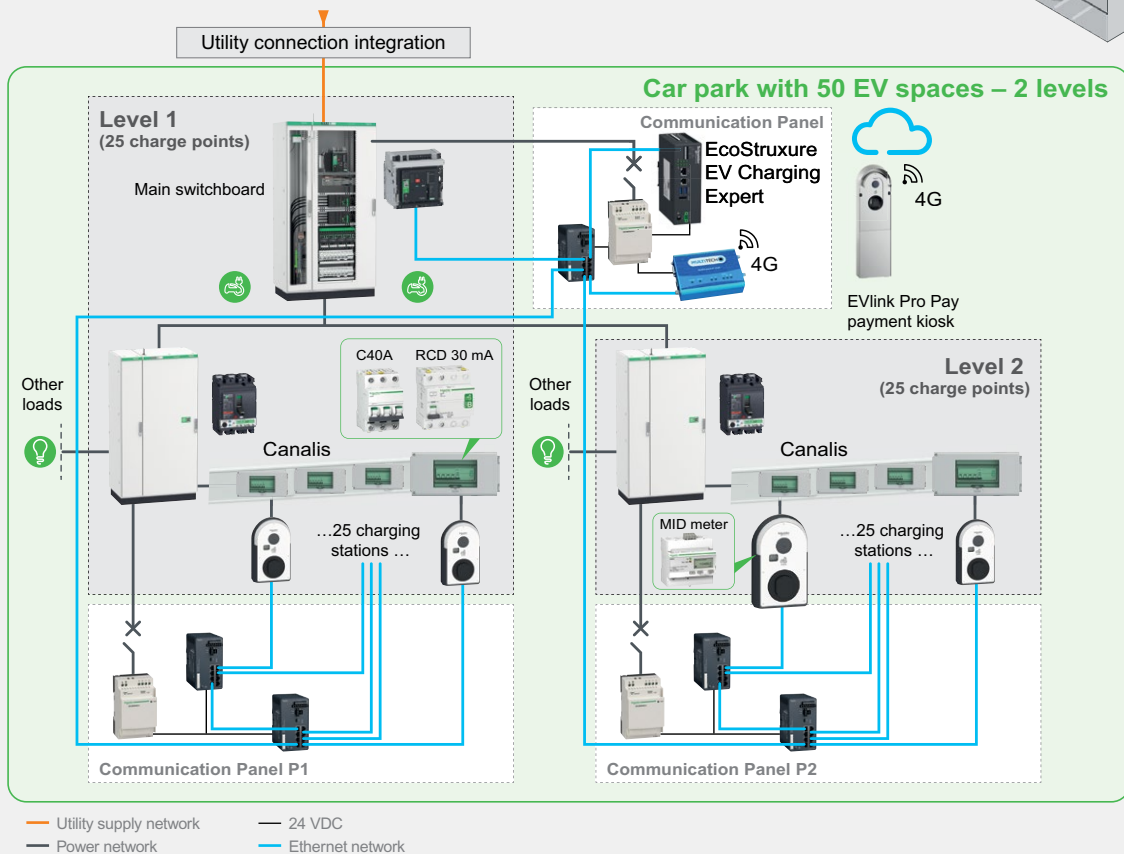
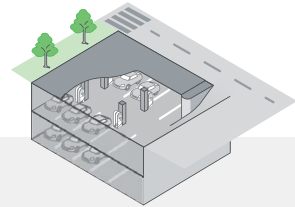


## ➤ Cloud-based supervision and parking management system integration

Our eMobility solution can be connected to a Charging Station Management System. These systems perform user access management, payment collection and many more, and/or can be integrated with parking management systems and others via API or other technology.

# Charging infrastructure for underground car parks with 2 EV zones

With our eMobility solution for EV charging, car parks owners offer a fully integrated one-stop service for visitors that increases their customers' satisfaction while generating new revenues.



Cloud-based supervision integrated into the Parking Management System via API or alternative capability\*.

**Charging Station Management System**

**Parking Management System (PMS)**

As an alternative, EV chargers can be directly integrated to the PMS in OCPP\*.

## > Customer benefits



- ▶▶ For car park operators:
- Attract EV drivers and create an additional revenue stream
  - Offer visitors a one-stop service
  - Optimize power availability and reduce energy costs
  - Integration with parking management system
  - Get technical support and services for your EV infrastructure



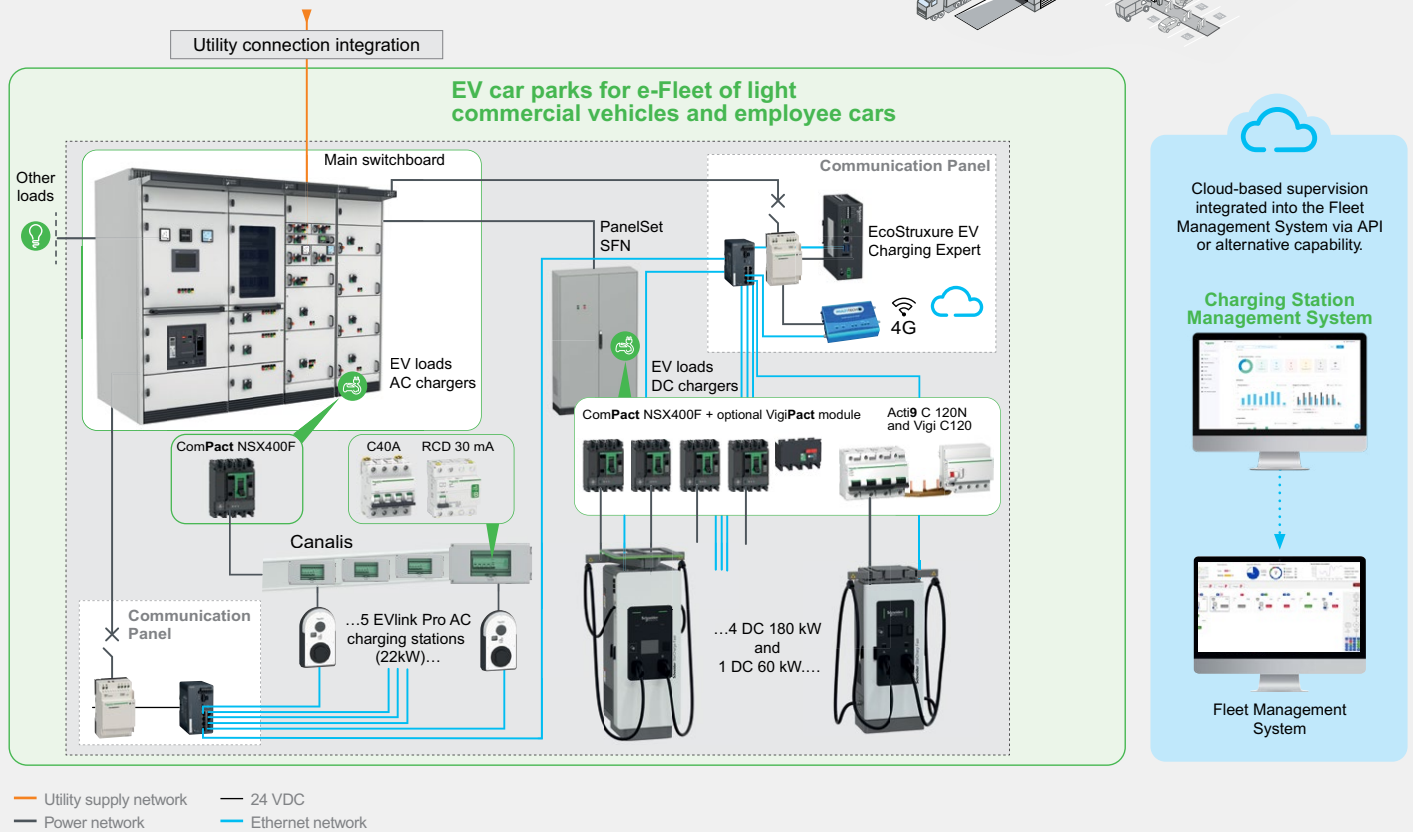
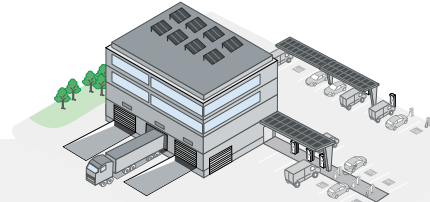
- ▶▶ For car park owners:
- Minimize development costs
  - Offer an EV service as a path to sustainability
  - Get a modular, flexible and scalable charging infrastructure ahead of future needs

\* Find out more details in our Design guide for Building applications.

# eMobility for Buildings Applications

## Charging infrastructure for EV cars and eVans depot with AC and fast DC chargers

EcoStruxure for eMobility is a comprehensive solution combining a line-up of high quality chargers from 7 kW AC to 180 kW DC, tailored electrical distribution, and Schneider Electric load's management expertise: a complete solution that actively helps decarbonize fleet operations.



## > Customer benefits



### ▶▶ For fleet managers:

- Decarbonize operations and start the journey to net-zero transportation
- Make certain the fleet is always charged and running on schedule
- Get a modular, flexible and scalable charging infrastructure to anticipate future needs



### ▶▶ For building owners/managers:

- Install charging infrastructure without compromising building processes
- Comply with new regulations
- Optimize power availability, energy costs and energy consumption
- Deploy lasting protection of the system using PanelSet SFN

# eMobility for Heavy Fleets

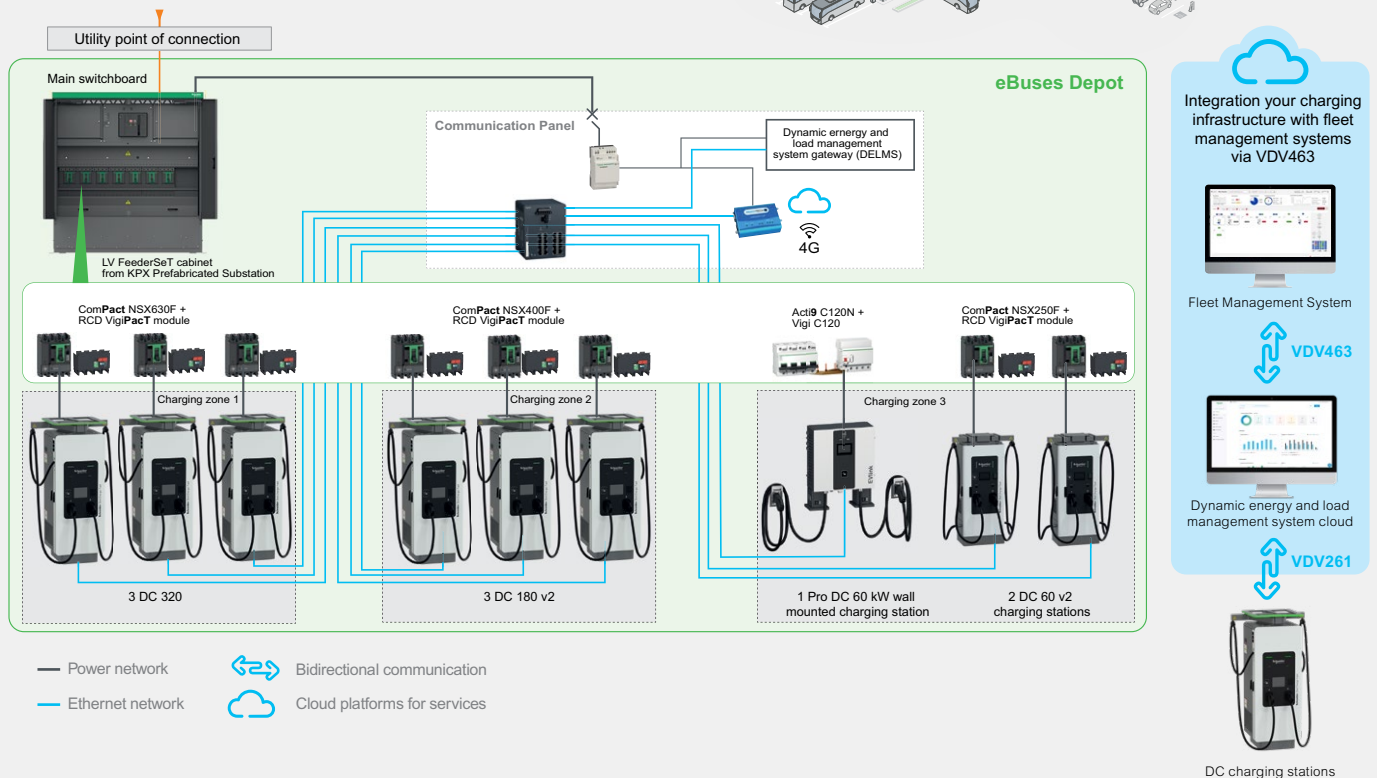
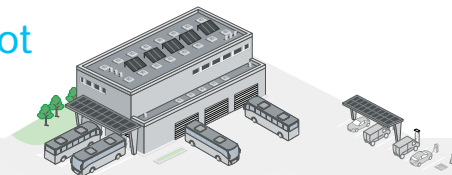
## Power up eFleets

### > DC Fast Charging ranges

Our Fleet-friendly solution supports VDV 261 bus preconditioning standard and integrates seamlessly with fleet management systems. It is scalable, delivers a smooth and optimized charging experience and offers the state-of-the-art serviceability.

- Floor standing or wall mounted\*
- High energy efficiency power modules (97%)
- 7.5m range output cable
- Plug and Charge authentication (autocharge and ISO 15118 support)
- Proactively maintained via sensors and the manufacturer EcoStruxure Asset Portal
- On-site or remote expert assistance from the manufacturer
- High performance in harsh environment: -30°C/+50°C temperature resistance without derating

### Charging infrastructure for eBuses Depot with fast DC chargers



### > Customer benefits



#### ▶ For Retail Owners:

- Make certain the fleet is always charged and operating on schedule
- Precondition my fleet prior to departure for optimal performance and passenger comfort
- Optimize energy allocation and consumption
- Get a modular, flexible and scalable charging infrastructure to anticipate future needs



#### ▶ For System Integrators:

- End-to-end solution from a single provider
- Open and scalable solution
- Schneider Electric expertise support from design to execution



#### ▶ For Charge Point Operators:

- Designed for large scale deployment
- Versatile offer
- Easy integration into CPO management system

# eMobility for Retail and Public Spaces

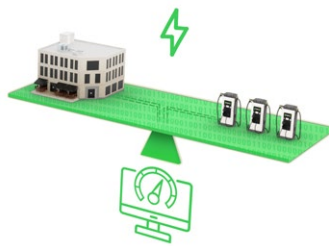
Offering a simple, efficient and always-on charging infrastructure

Our eMobility solution provides transparent payment options and multiple authentication possibilities to offer a seamless customer experience. To amortize CAPEX investment, it combines the efficiency of our latest generation of fast DC chargers with our advanced EV Load Management System. Furthermore, the advanced connectivity for streamlined supervision combined with robust design and our comprehensive range of services, optimizes uptime of the EV infrastructure.

## > EcoStruxure EV Charging Expert

Load management for EV charging to prioritize business activity

- Dynamically adjust the EV loads limit to the building's activities
- Cost optimization based-on tariff and peak hours
- Easy integration with Charging Point Operator supervision systems (OCPP 1.6 JSON)

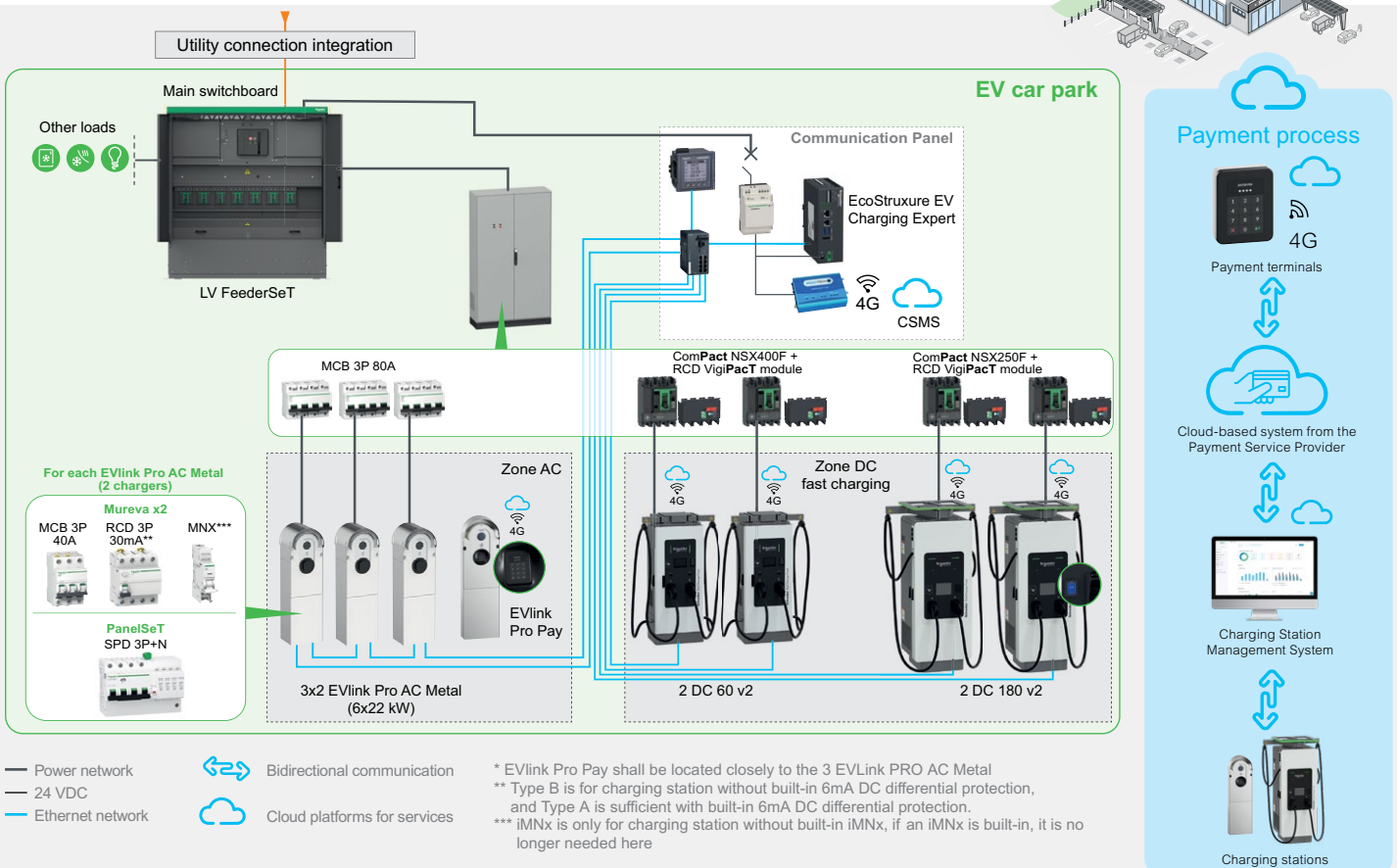


## > eMobility Services

Maximize the uptime and performance of your EV infrastructure leveraging our expertise, remotely or through on-site assistance.

- A cloud-based solution that enables Schneider Electric's experts to diagnose remotely and notify you if necessary
- Quick repair support from our global network of field services representatives
- Customer support in local language

## Charging infrastructure for retail and public spaces



## > Customer benefits



### ▶ For Retail Owners:

- Business continuity and EV charging efficiency
- Optimal EV driver experience that increased my customers' loyalty
- Open and scalable infrastructure



### ▶ For Electrical Contractors:

- End-to-end solution from a single provider
- Seamless experience for the infrastructure manager and owner



### ▶ For Charge Point Operators:

- Maximizes uptime
- Full spectrum of services from commissioning to maintenance
- Advanced connectivity to streamline the supervision of the EV infrastructure



# Discover Storage Solutions

## Battery Energy Storage Solution for Commercial and Industrial Buildings



Schneider Electric provides a fully integrated solution for commercial and industrial buildings

### ➤ One solution for different energy strategies

#### Self-consumption optimization

Store excess solar/wind production and use it later to avoid grid imports.

#### Extra power allocation

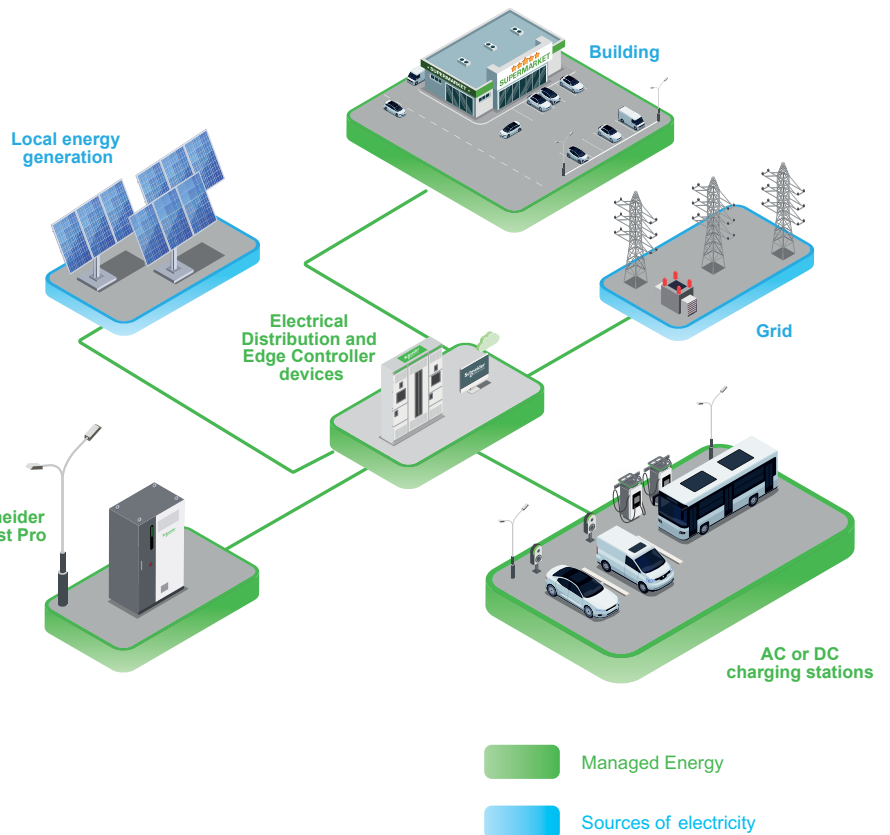
Use pre-charged BESS when the required energy is higher than the site available energy.

#### Peak Shaving

Discharge battery during consumption peaks, to lower peak demand.

#### Tariff Management

The battery charges during off-peak hours, when electricity prices are low, and discharges during peak hours, when prices are high, to reduce energy costs.



#### Imbalance Management

(December 2025)

Follow the TSO signal to generate additional revenue.

# Discover Storage Solutions

## Industrial Buildings: Schneider Boost Pro

➤ An all-in-one solution combining hardware, software, and services designed to evolve with your needs and deliver lasting performance.



**1** **Schneider Boost Pro** is a 200kWh (100 kW inverter power) stationary storage system designed for commercial and industrial applications.

- Business continuity and peace of mind through robust system and cybersecurity-focused design
- Achieve peak performance with seamless connection with existing energy assets (PV, EV) and multiple energy strategies support
- Easily scale up to 2 MWh by combining 10 power cabinets

Paired with the EcoStruxure Energy Asset Controller (EEAC) Schneider Boost Pro enables multiple energy strategies: self-consumption, peak shaving, load balancing, tariff arbitrage,...



**2** **EcoStruxure Energy Asset Controller**

An edge controller enabling onsite monitoring, control, and optimization of a site's electrical assets (battery, solar, EV charging infrastructure...).



**EcoStruxure Energy Asset Portal - Maintain**

A cloud-based solution that enables remote services from our Schneider Electric experts.

See related product  
[page 72](#)

# EV charging and storage solutions

## Buildings

### Single Family Home

#### Schneider Charge

AC charging station

Monitoring and control of the EV charging



Wiser or 3rd party EV charging application



Anti-tripping module for Single Family Home



### > At Residential Buildings

#### Schneider Charge Pro

AC charging station



Integration to Charging Station Management System (OCPP protocol)



### > In Transit

#### Schneider StarCharge Fast 720



Integration to Charging Station Management System (OCPP protocol)



#### EcoStruxure EV Charging Expert

Load Management system for EV charging in Residential or Commercial and Industrial Buildings



#### Electrical distribution

Main switchgear, decentralized solution, protections, metering, gateway and power load management devices from Schneider Electric

> Battery Energy Storage Solution for Commercial and Industrial Buildings

**Schneider Boost Pro**



**EcoStruxure Energy Asset Controller**



Integration to Charging Station Management System (OCPP protocol)

> At Work and Public Spaces

**EVlink Pro AC**  
AC charging station



**Schneider StarCharge Fast and EVlink Pro DC 60 kW**

Floor standing or wall mounted 60 kW



**Schneider StarCharge Fast**

From 120 to 320 kW



Integration to Charging Station Management System (OCPP protocol)

> For Heavy Fleets

**Schneider StarCharge Fast**

From 120 to 320 kW



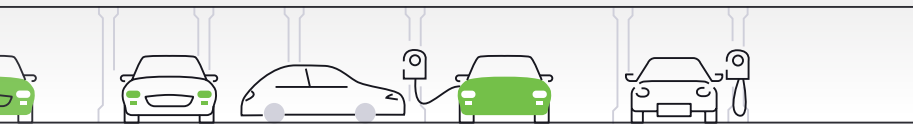
Integration to Charging Station Management System (OCPP protocol)



**EcoStruxure EV Charging Expert**



Load Management system for EV charging in Residential or Commercial and Industrial Buildings



**eMobility Services**

Over the entire lifecycle



# Schneider Charge

Electric Vehicle charging stations and accessories

Schneider Charge..... p. 24

# Schneider Charge

## Characteristics



RoHS compliant  
Reach compliant



### Certification

Schneider Charge has obtained the test certificate, establishing compliance with the IEC 61851-1 standard.

### Standards

EN 61851-1 Ed3.0 (2019)  
EN 61000-6-1  
EN 61000-6-3  
IEC 61851-21-2  
IEC 62955 ed. 1.0  
2014/53/UE RE Directive compliant

### Charging station offer

Charging power:

**Attached cable version:** 5 m or 7 m with T2 connector:  
7.4 kW single-phase or 11 kW three-phase

#### T2S version:

7,4 kW 1-phase and 11 kW/22 kW 3-phase

- Maximum charging current can be adjusted from 6 A to 32 A
- T2 socket outlet with shutter
- Attached cable (5 m or 7 m) with T2 connector

### Power supply network

- 230 V +/- 10% single-phase - 50-60 Hz for 7,4 kW charging stations
- 400 V +/- 10% three-phase - 50-60 Hz for 11 kW/22 kW charging stations
- Internal protection: 6 mA DC filter
- Suitable earthing systems: TT, TN-S, TN-C-S, IT/TT without Neutral (230 V AC only)

### Mechanical and environmental characteristics

- Ingress protection code: IP55
- Impact protection code: IK10
- Operating temperature:

	T2 socket outlet	Attached cable
1P 32 A	-30...50°C	-35...50°C
3P 16 A	-30...55°C	-35...55°C
3P 32 A	-30...45°C	

- Storage temperature: -40°C to +85°C
- Relative humidity 5% to 95%
- Altitude < 2000 m
- Attached cable length: 5 m for versions supporting it

### Dimension

- Attached cable version: 352x244x107 mm
- T2S version: 352x244x117 mm
- Weight:

	Attached cable	
	1P + N	3P + N
3.3 kg	5m: 4.5 kg 7m: 5.3 kg	5m: 4.5 kg 7m: 5.2 kg

### Installation

- Wall mounting

### Anti-tripping

- Exclusive energy management options: real-time maximum charging current control (with the addition of an external anti-tripping module)
- Power Line Carrier communication between the charging station and the anti-tripping module (limited to 6 devices within a distance of 200 m max).

### Services offer

- Worldwide network of installers providing on-site installation and commissioning
- Worldwide customer care center

### Commissioning:

- eSetup mobile phone application or Wiser Home (according to your country)

### Operation

#### Interoperable with EV charging applications

- Wiser (France, Germany, Spain, Portugal, Sweden, Norway, Finland, Denmark)
- Third party EV charging applications

## Charging station references

### > Schneider Charge



EVH5A22N2S

Schneider Charge					
References <sup>(1)</sup>	Number of phases	Type of socket	Power kW	Output current	Embedded protection
<b>T2 with shutters</b>					
EVH5A22N2S	1P/3P+N	T2S	(7.4)(11)/22	32A	with 6 mA DC filter
<b>With attached 5 m<sup>(1)</sup> cable and T2 connector</b>					
EVH5A07N2C5	1PH	-	7.4	32A	with 6 mA DC filter
EVH5A11N2C5	3PH	-	11	16 A	with 6 mA DC filter
<b>With attached 7 m<sup>(1)</sup> cable and T2 connector</b>					
EVH5A07N2C7	1PH	-	7.4	32A	with 6 mA DC filter
EVH5A11N2C7	3PH	-	11	16 A	with 6 mA DC filter

<sup>(1)</sup>References to be defined and local availability to be checked by Schneider Electric front offices.

Schneider Charge with TIC <sup>(2)</sup> (France offer)					
References	Number of phases	Type of socket	Power kW	Output current	Embedded protection
<b>T2 with shutters</b>					
EVH5A22N400F	1P/3P+N	T2S	(7.4)(11)/22	32A	with 6 mA DC filter

<sup>(2)</sup>For France only : TIC- Anti-tripping module connected to the energy meter (Linky)

### > Protections and options with Schneider Charge

Description	Single-phase	Three-phase	
Charging			
Rated Power - Current	7.4 kW - 32 A	11 kW - 16 A	22 kW - 32 A
Protection			
Circuit breaker (overcurrent) <sup>(1)</sup>	40 A Curve C	20 A Curve C	40 A Curve C
RCD (residual current) <sup>(1)</sup>	30 mA A-SI Type or Type B <sup>(2)</sup>	30 mA A-SI Type or Type B <sup>(2)</sup>	30 mA A-SI Type or Type B <sup>(2)</sup>
Under voltage tripping auxiliary <sup>(3)(4)</sup>	iMNX	iMNX	iMNX

<sup>(1)</sup> References to be defined and local availability to be checked by Schneider Electric front offices.

<sup>(2)</sup> In accordance with the electrical installation standard HD 60364-7-722:2016. Refer to local regulation.

<sup>(3)(4)</sup> iMNX is mandatory in case of charging station damage following a downstream short circuit.

## Commission and control Schneider Charge from the palm of your hand

### > Wisier

(Available in France, Germany, Spain, Portugal, Sweden, Norway, Finland and Denmark)



#### Easy to sign up:

- Download Wisier on Appstore and Google Store
- Scan your charger QR code to pair your charger

#### Schedule and adapt:

- Plan your charging time
- Adjust your energy mix
- Start and/or Stop the charge

#### History:

- Track your charging session power and associated cost

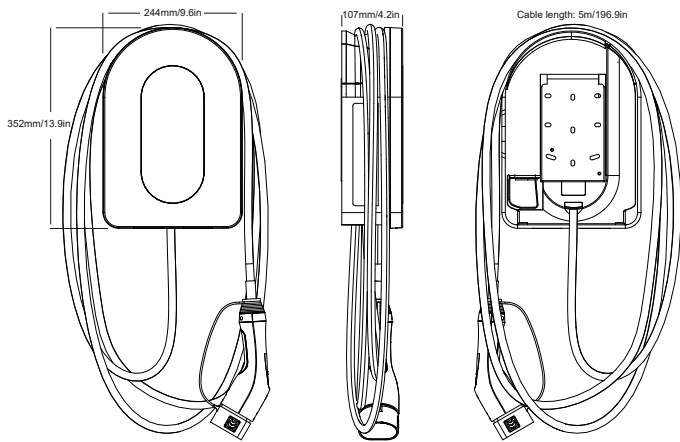
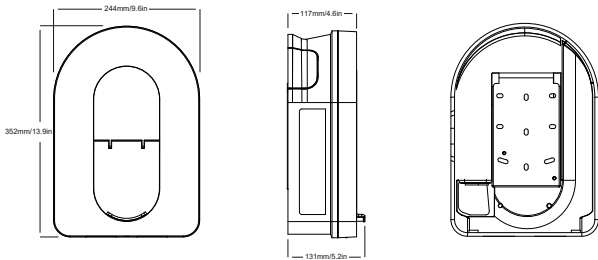
### > Third-party EV charging applications

Monitor, control the EV charging station, and much more


- Monitoring, scheduling and cost optimization
- Plus other features depending on the application (smart charging, grid services...)

# Schneider Charge


## Charging stations dimensions




### With socket outlets

  $\approx 3.2 \text{ kg (7.05 lb)}$   
T2 – 7.4 kW / 11 kW / 22 kW

### With attached cable

 5 m  $\approx 4.5 \text{ kg (9.92 lb)}$  – 7.4 kW  
7 m  $\approx 5.3 \text{ kg (11.68 lb)}$  – 7.4kW

 5 m  $\approx 4.5 \text{ kg (9.92 lb)}$  – 11 kW  
7 m  $\approx 5.2 \text{ kg (11.46 lb)}$  – 11 kW



## Accessories

### EVlink Cable



To connect the car to the charging station. Available in different lengths with a T2 connector.

Please refer to page 53

### EV cable holder



Reference: EVA5GH

## Anti-tripping modules

### 1-phase or 3-phase peak controllers



The anti-tripping module is a power load management system that continuously adapts the power supplied to charge the car, taking home consumption into account.

Please refer to page 34

Technical documentation  
Please refer to bibliography in Appendix





# Schneider Charge Pro

## Electric Vehicle charging stations and accessories

Schneider Charge Pro ..... p. 30

Anti-tripping modules for Schneider Charge  
and Schneider Charge Pro ..... p. 34

Resi9 Energy Meter for Schneider Charge Pro ..... p. 35

Cables for EVlink™ AC charging stations ..... p. 53

# Schneider Charge Pro

## Characteristics



EVB4S22N40  
EVB4S22N40G  
EVB4S22N40M  
EVB4S22N40MG



EVB4S22NC0  
EVB4S22NC0G  
EVB4S22NC0M  
EVB4S22NC0MG



RoHS compliant  
Reach compliant



### Certification

Schneider Charge Pro has obtained the test certificate, establishing compliance with the IEC/EN 61851-1 standard.

### Standards

IEC 61439-7  
IEC 62955 ed. 1.0  
2014/53/UE RE Directive compliant  
EN/IEC 61851-21-2  
EN/IEC 61000-6-1  
EN/IEC 61000-6-2  
EN/IEC 61000-6-3  
EN/IEC 61000-6-4  
E.V. READY 2.0A  
EN 301489-1  
EN 301489-3  
EN 301489-17  
EN 301489-52  
EN 301511  
EN 301908-1  
EN 301908-2  
EN 301908-13  
EN 300328  
EN 300330  
EN/IEC 62311  
ISO15118-2 and ISO15118-3

### Charging station offer

Charging power:

**Attached cable version:** 7 m with T2 connector:

7.4 kW 1-phase or 11 kW/22 kW 3-phase

**T2S version:**

7.4 kW 1-phase or 11 kW/22 kW 3-phase

- Maximum charging current can be adjusted from 6 A to 32 A
- T2 socket outlet with shutter
- Attached cable (7 m) with T2 connector

### Access control modes

- Free access
- User authentication through RFID or NFC badge
  - NFC 13.56 MHz reader compatible with Class 1, Class 2, Class 3, Class 4, Class 5, Class 6 badges
  - RFID reader:
    - conforming to ISO/IEC 14443 A and B and ISO/IEC 15693 protocols,
    - compatible with Mifare Ultralight, Mifare Classic, Mifare Plus

### Embedded protection and metering

(depending on commercial references)

- Earth leakage protection: RDC-DD 6 mA +
- MID energy meter (For commercial references with embedded MID meter). 1% accuracy according to IEC 62053-21 (Class 1/0.5) and EN50470-3:2022 (Class B/C )
- Metering board and CTs 1% accuracy

### Versatile connection to a supervision

- Wired Ethernet: 2 ports support star and daisy chain
- Connection through embedded 4G or Wi-Fi modem
- OCPP 1.6 Json Smart Charging interface
- With module EVA2M8, compliance with ISO15118-2 and -3 without Plug and charge
- Energy management options:
  - Peak controller (see details about anti-tripping on next page)
  - Digital inputs for DSO and TIC interface for French utility meter or universal energy meter

### Mechanical and environmental characteristics

- Ingress protection code: IP55
- Impact protection code: IK10
- Operating temperature: -30 to 50°C\*
- Storage temperature: -40°C to +85°C
- Relative humidity 5% to 95%
- Altitude < 2000 m
- Attached cable length: 7 m for versions supporting it

### Dimension

- Attached cable version: 292 x 418 x 119 mm
- T2S version: 292 x 418 x 136 mm
- Weight: 4.3 kg for T2S ; 7.4 kg for attached cable

### Installation

- Wall mounting
- Pedestal for 1 or 2 charging stations

\*The charging station embeds a power derating in case of external temperature higher than 50°C, to enable the continuity of service.

### Power supply network

- 220-240 V AC +/- 10 %, single-phase, 50/60 Hz for 7,4 kW charging stations
- 380-415 V AC +/- 10 %, three-phase, 50/60 Hz for 11 kW/22 kW charging stations
- Suitable earthing systems: TN-S, TN-C-S, TT, IT (220-240 V only)

### Anti-tripping

- Exclusive energy management options: real-time maximum charging current control with the addition of an external anti-tripping module
- Power Line Carrier communication between the charging station and the anti-tripping module (limited to 6 devices within a distance of 200 m max).

### Services offer

- Worldwide network of installers providing on-site installation and commissioning
- Worldwide customer care center

### Commissioning:

- eSetup mobile phone application

### Operation

- Interoperable with Schneider Electric or third party EV charging applications, EcoStruxure EV Charging Expert and local or remote Charging Station Management Systems

## Charging station references

### ➤ Schneider Charge Pro

Schneider Charge							
References <sup>(1)</sup>	Number of phases	Type of socket	Power kW	Output current	Embedded 4G Modem	Embedded MID Meter	Embedded protection
<b>T2 with shutters</b>							
EVB4S22N40	1P/3P+N	T2S	7.4/11/22	32A	No	No	with 6 mA DC filter
EVB4S22N40M	1P/3P+N	T2S	7.4/11/22	32A	No	Yes	with 6 mA DC filter
EVB4S22N40G	1P/3P+N	T2S	7.4/11/22	32A	Yes	No	with 6 mA DC filter
EVB4S22N40MG	1P/3P+N	T2S	7.4/11/22	32A	Yes	Yes	with 6 mA DC filter
<b>With attached 7 m<sup>(1)</sup> cable and T2 connector</b>							
EVB4S22NC0	1P/3P+N	Att cable	7.4/11/22	32A	No	No	with 6 mA DC filter
EVB4S22NC0M	1P/3P+N	Att cable	7.4/11/22	32A	No	Yes	with 6 mA DC filter
EVB4S22NC0G	1P/3P+N	Att cable	7.4/11/22	32A	Yes	No	with 6 mA DC filter
EVB4S22NC0MG	1P/3P+N	Att cable	7.4/11/22	32A	Yes	Yes	with 6 mA DC filter

<sup>(1)</sup>References to be defined and local availability to be checked by Schneider Electric front offices.

### ➤ Protections and options with Schneider Charge Pro

Description	Single-phase	Three-phase	
Charging	Single-phase	Three-phase	
Rated Power - Current	7.4 kW - 32 A	11 kW - 16 A	22 kW - 32 A
Protection			
Circuit breaker (overcurrent) <sup>(1)</sup>	40 A Curve C	20 A Curve C	40 A Curve C
RCD (residual current) <sup>(1)</sup>	30 mA A-SI Type or Type B <sup>(2)</sup>	30 mA A-SI Type or Type B <sup>(2)</sup>	30 mA A-SI Type or Type B <sup>(2)</sup>
Under voltage tripping auxiliary <sup>(3)(4)</sup>	iMNX	iMNX	iMNX

<sup>(1)</sup> References to be defined and local availability to be checked by Schneider Electric front offices.

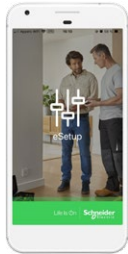
<sup>(2)</sup> In accordance with the electrical installation standard HD 60364-7-722:2016. Refer to local regulation.

<sup>(3)(4)</sup> iMNX is mandatory in case of charging station damage following a downstream short circuit.

# Schneider Charge Pro

## Charging station tools

### > eSetup

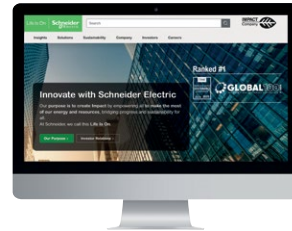


A professional application to simplify and finalize the commissioning of your EV infrastructure on your customers' sites.



[Download the Application](#)

### > EcoStruxure Charging Configuration Tool



An easy-to-use PC based tool to perform local or remote maintenance tasks on EVlink Pro AC and Schneider Charge Pro through a simple and intuitive laptop interface.

[Download it on se.com](#)

## Accessories and Spare parts references

### EVlink Cable



To connect the car to the charging station. Available in different lengths with a T2 connector.

### EV cable holder



Reference: **EVA5GH**

### Pedestal mounting pole



Floor standing:


- for 1 Schneider Charge Pro Reference: **EVA2PBS1**
- for 2 Schneider Charge Pro Reference: **EVA2PBS2**
- Plate to convert the pedestal for 1 charger to a pedestal for 2 chargers. Reference: **EVA2PCS2**

### TS2 Socket



Reference: **EVP2SSS43**

### ISO15118 communication module for AFIR compliance

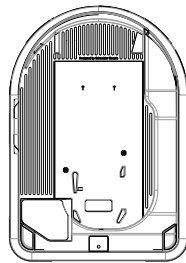
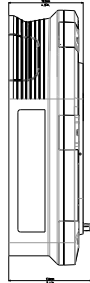
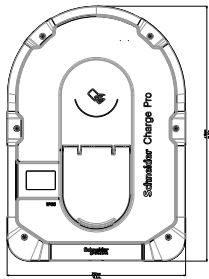


ISO15118 Module for Schneider Charge Pro  
Reference: **EVA2M8**

Please refer to page 53

# Schneider Charge Pro

## ➤ Charging stations dimensions



### With socket outlets

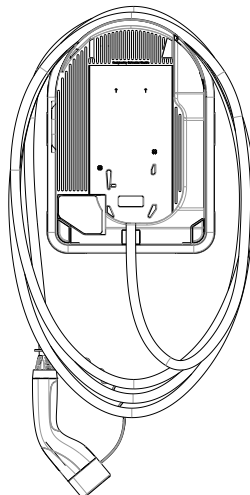
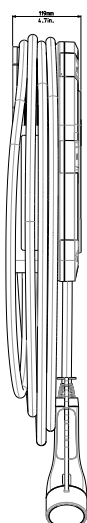
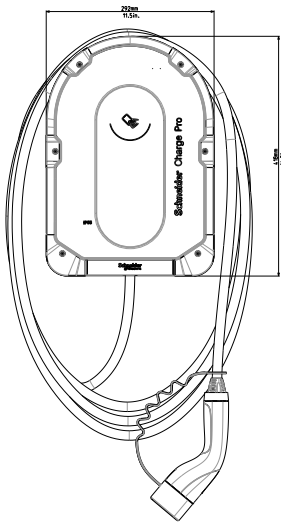


≈ 4.3 kg (9.92 lb)  
T2 – 7.4 kW / 11 kW / 22 kW

### With attached cable



≈ 7.4 kg (16.75 lb)  
7 m attached cable - 7,4kW / 11 kW / 22 kW



# Anti-tripping module for Schneider Charge and Schneider Charge Pro

## Characteristics

1-phase Universal Peak controller:



EVA4HPC1  
from 16 A to 50 A

EVA2HPC1  
from 32 A to 100 A

3-phase Universal Peak controller:



EVA2HPC3  
from 16 A to 50 A



RoHS compliant  
Reach compliant



### Standards

EN 61326-1-2013  
EN 61010-1-2010

### Main function

- Home Anti-tripping is a power load management system that adapts the power supplied to charge the car continuously, taking home consumption into account\*.
- The power availability is calculated by the Home Anti-tripping System comparing the utility power limit and the home consumption gathered by a current transformer positioned on the bottom of the main circuit breaker.
- For photovoltaic application it continuously adapts the charging power taking home consumption and self-generated energy (PV, wind, storage...) into account.

\* The Anti-Tripping Module limits the maximum power draw of the charging station, in some cases completely stopping the charging according to the power available in the electrical installation, especially if the home is equipped with a heat pump. Minimum recommendation: 25A 3P+N.

### Pairing functionality:

- Pairing functionality with Schneider Charge and Schneider Charge Pro charging station.  
Up to 6 pairs can be used at the same time within PLC function range (200-meter power cable length).

### Power supply network and electrical characteristics

- 220-240 V AC (+/- 10%) 50/60 Hz
- TN-S, TN-C-S, TT, IT (only 220-240V, single-phase)
- Rated power:
  - 1Ph: 4 W
  - 3Ph: 5 W
- Overvoltage category: III, Pollution degree: 2
- Insulation degree: reinforced insulation

### Mechanical and environmental

- Dimensions:
  - 1Ph: 70.4 x 93.2 x 68.8mm
  - 3Ph: 72 x 89 x 75 mm
- Weight:
  - 1Ph: 196 g
  - 3Ph: 180 g
- Mounting type: Top-hat rail mounting
- Nominal temperature -30°C to +50°C

### Settings

- Possible current value settings:
  - 1P (EVA4HPC1): 16A, 20A, 25A, 32A, 40A and 50A
  - 1P-HR (EVA2HPC1): 32A, 40A, 50A, 63A, 80A and 100A
  - 3P (EVA2HPC3): 16A, 20A, 25A, 32A, 40A and 50A

### Communication

- Communication with Schneider Charge and Schneider Charge Pro charging stations via Power Line Carrier

Technical documentation  
Please refer to bibliography in Appendix

# Resi9 Energy Meter for Schneider Charge Pro

## Characteristics

### ➤ Resi9 Energy Meter 1 or 3-phases

#### Main function

- Metering function that communicates power and current to the charging station to avoid tripping of the installation
  - I<sub>max</sub> (3P) = 80-160-250A
  - I<sub>max</sub> (1P) = 80A

#### Advantages

- Device configurable with eSetup
- Accuracy 1% (class1) in accordance to IEC 61557-12 standard.
- Unlimited numbers of pairs can be used at the same time (1000m max. Modbus cable length).

#### Inconvenient


- Extra cable needed due to communication through modbus RS485



R9M80X6M  
1 phase



R9MUX6M  
3 phases



R9MCT80



R9MCT160



R9MCT250

Three current transformers are proposed with different ratings: 80/160/250A. For single phase module, only CT80A is compatible. Specific marking on the CT is showing the current flow to avoid mismatch on the power cable.

### ➤ Learn more



SpaceLogic KNX  
catalog

R9M80X6M



R9MUX6M



LSS100100



RS485



# EVlink™ Pro AC and Pro AC Metal

## Electric Vehicle charging stations and accessories

EVlink™ Pro AC .....	p. 38
EVlink™ Pro AC Metal.....	p. 42
Customization .....	p. 49
Range accessories and spare parts.....	p. 51
Cables for EVlink™ AC charging stations .....	p. 53

# EVlink™ Pro AC

## Characteristics



RoHS compliant  
Reach compliant

### Certification

EVlink Pro AC has been certified according to the IEC 61851-1 ed3.0 standard by the DEKRA certification body

### Standards

IEC/EN 61851-1 Ed 3.0  
IEC/EN 62196-1 Ed 2.0 - IEC/EN 62196-2 Ed 1.0  
IEC 60364-7-722 Ed.2  
IEC 62955 ed. 1.0  
2014/53/UE RE Directive compliant  
EMC IEC 61851-21-2  
EMC EN 301 489-1 V2.1.1 - EN 301 489-17 V3.1.1  
Upgradable to ISO 15118 Plug and Charge  
EV Ready  
ISO15118-2 and ISO15118-3

### Power supply network

- 220 - 240 V AC single-phase – 50/60 Hz for 7.4 kW charging stations
- 380 - 415 V AC three-phase – 50/60 Hz for 11 and 22 kW charging stations

### Earthing system

- TT, TN-S, TN-C-S
- 3 phases versions with embedded RCD (A or B) are not compliant with single phase distribution or 3x230 Vac (ph-ph) distribution
- EVlink Pro AC is compatible with IT single-phase network only, and is not compatible with 400V 3-phase IT network

### Rated charging current

- T2S socket outlet with shutters and silver-plated contacts: 16 A to 32 A (factory setting: 32 A)
- TE or TF domestic socket-outlet: 10 A
- T2 attached cable, length 5 meters: 16 A to 32 A
- Socket-outlet on the front

### Mechanical and environmental characteristics

- Ingress protection code: suitable for indoor and outdoor use
  - IP55 with T2S socket-outlet
  - IP55 with attached cable
  - IP54 with domestic socket
- Impact protection code: IK10
- Ambient air temperature for operation: -30°C to +50°C (+40°C for EVlink Pro AC with embedded RCD type Asi)
- Ambient air temperature for storage: -40°C to +80°C (+70°C for EVlink Pro AC with embedded RCD type Asi)
- Energy management options:
  - via digital inputs: limited current, postponed/suspended charge,
  - dynamic energy management combined with TIC interface with French utility meter or universal energy meter
- EV presence detection via digital input

### Access control modes

- Free access
- User authentication through RFID or NFC badge
  - NFC 13.56 MHz reader compatible with type 1, 2, 4 and 5 badges
  - RFID reader:
    - conforming to ISO/IEC 14443 A and B and ISO/IEC 15693 protocols,
    - compatible with Mifare Ultralight, Mifare Classic, Mifare Plus

### Embedded protection and metering

(depending on commercial references)

- Earth leakage protection: RDC-DD 6 mA + RCD type Asi 30 mA or RCD type B-EV
- Undervoltage tripping auxiliary MNx
- MID energy meter
- Metering board and CTs 1% accuracy

### Easy to install and commission

- Wall mounting or floor standing
- 1 or 2 charging stations on the same pedestal
- Parameter setting through eSetup app via Bluetooth or EcoStruxure EV Charging Expert

### Versatile connection to a supervision

- Wired Ethernet: 2 ports (1 for daisy chain)
- Connection through embedded or external 3G/4G modem as an accessory
- OCPP 1.6 Json Smart Charging interface. OCA certification in progress
- With module EVA1M8, compliance with ISO15118-2 and -3 without Plug and charge

### Services

- Worldwide customer care center
- Additional 1- or 3-year Warranty Extension
- On-site or remote commissioning support
- Services Plan
- Schneider Electric manufactured spare parts
- Advanced on-site training
- Worldwide network of partners providing on-site installation, commissioning and maintenance services

# EVlink™ Pro AC

## Charging station commercial references

### EVlink Pro AC

Commercial references <sup>(1)</sup> <sup>(2)</sup> <sup>(7)</sup>	Type of socket	Domestic socket	Output current	Power kW	Number of phases	Embedded protection	Embedded protection <sup>(4)</sup>	Protection supplied	Embedded MID meter <sup>(6)</sup>
EVB3S07NC0	Att T2 <sup>(5)</sup>	-	32 A	7.1	1PH	RDC-DD 6 mA	MNx	-	-
EVB3S07N40M	T2S	-	32 A	7.4	1PH	RDC-DD 6 mA	MNx	-	Yes
EVB3S07N40EM	T2S	TE	32 A	7.4	1PH	RDC-DD 6 mA	MNx	-	Yes
EVB3S07N4AM	T2S	-	32 A	7.4	1PH	RDC-DD 6 mA + RCD Asi 30 mA	MNx	-	Yes
EVB3S07N4EAM	T2S	TE	32 A	7.4	1PH	RDC-DD 6 mA + RCD Asi 30 mA	MNx	-	Yes
EVB3S07NCAM	Att T2 <sup>(5)</sup>	-	32 A	7.4	1PH	RDC-DD 6 mA + RCD Asi 30 mA	MNx	-	Yes
EVB3S07N4A	T2S	-	32 A	7.4	1PH	RDC-DD 6 mA + RCD Asi 30 mA	MNx	-	-
EVB3S07N4EA	T2S	TE	32 A	7.4	1PH	RDC-DD 6 mA + RCD Asi 30 mA	MNx	-	-
EVB3S07NCA	Att T2 <sup>(5)</sup>	-	32 A	7.4	1PH	RDC-DD 6 mA + RCD Asi 30 mA	MNx	-	-
EVB3S07N4E1	T2S	TE	32 A	7.4	1PH	RDC-DD 6mA	-	-	-
EVB3S07N41	T2S	-	32 A	7.4	1PH	RDC-DD 6mA	-	-	-
EVB3S11N4A	T2S	-	16 A	11	3PH	RDC-DD 6 mA + RCD Asi 30 mA	MNx	-	-
EVB3S11NCA	Att T2 <sup>(5)</sup>	-	16 A	11	3PH	RDC-DD 6 mA + RCD Asi 30 mA	MNx	-	-
EVB3S11N4FB	T2S	TF	16 A	11	3PH	RCD B EV	MNx	-	-
EVB3S22NC0	Att T2 <sup>(5)</sup>	-	32 A	22	3PH	RDC-DD 6mA	MNx	-	-
EVB3S22N4	T2S	-	32 A	22	3PH	RDC-DD 6 mA	MNx	-	-
EVB3S22N4E	T2S	TE	32 A	22	3PH	RDC-DD 6 mA	MNx	-	-
EVB3S22N4A	T2S	-	32 A	22	3PH	RDC-DD 6 mA + RCD Asi 30 mA	MNx	-	-
EVB3S22NCA	Att T2 <sup>(5)</sup>	-	32 A	22	3PH	RDC-DD 6 mA + RCD Asi 30 mA	MNx	-	-
EVB3S22N4EA	T2S	TE	32 A	22	3PH	RDC-DD 6 mA+ RCD Asi 30 mA	MNx	-	-
EVB3S22N4B	T2S	-	32 A	22	3PH	RCD B EV	MNx	-	-
EVB3S22NCB	Att T2 <sup>(5)</sup>	-	32 A	22	3PH	RCD B EV	MNx	-	-
EVB3S22N4EB	T2S	TE	32 A	22	3PH	RCD B EV	MNx	-	-
EVB3S22N4FB	T2S	TF	32 A	22	3PH	RCD B EV	MNx	-	-
EVB3S22N4E1	T2S	TE	32 A	22	3PH	RDC-DD 6mA	-	-	-
EVB3S22N41	T2S	-	32 A	22	3PH	RDC-DD 6mA	-	-	-
EVB3S22N40M	T2S	-	32 A	22	3PH	RDC-DD 6 mA	-	-	Yes
EVB3S22N40EM	T2S	TE	32 A	22	3PH	RDC-DD 6 mA	-	-	Yes
EVB3S22N40FM	T2S	TF	32 A	22	3PH	RDC-DD 6 mA	-	-	Yes
EVB3S22NC0M	Att T2 <sup>(5)</sup>	-	32 A	22	3PH	RDC-DD 6 mA	-	-	Yes
EVB3S22N40MR <sup>(3)</sup>	T2S	-	32 A	22	3PH	-	-	RCD B EV+MNx	Yes

1) Cable for T2S charger available as an accessory

2) Includes 1 RFID badge

3) Recommended for metallic charger, this specific charging station only measures the power consumption of the electric vehicle

4) An MNx under voltage tripping auxiliary is mandatory in case of charging station damage following a downstream short circuit

5) Attached cable with T2 connector

6) MID certified energy meter, IEC accuracy class 1, B (active)

7) All 3-phase references can be wired as 1-phase except those with embedded RCDs

### Protections with EVlink Pro AC

Description	Single-phase	Three-phase
<b>Charging</b>		
Rated Power - Current	7.4 kW - 32 A <sup>(2)</sup>	11 kW - 16 A <sup>(2)</sup>   22 kW - 32 A <sup>(2)</sup>
<b>Protection</b>		
Circuit breaker (overcurrent) <sup>(1)</sup>	40 A Curve C	20 A Curve C   40 A Curve C
<b>Delayed start</b>		
Relay	With normally open contact <sup>(3)</sup>	
<b>Temporary current limitation</b>		
Relay	With normally open contact <sup>(3)</sup>	

(1) References to be defined and local availability to be checked by Schneider Electric front offices.

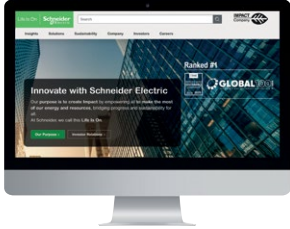
(2) With or without domestic socket.

(3) EVlink Pro AC setting can be changed to "normally closed" if necessary, with the eSetup commissioning app.

Technical documentation  
Please refer to bibliography in Appendix

# Practical information

## Charging station tools



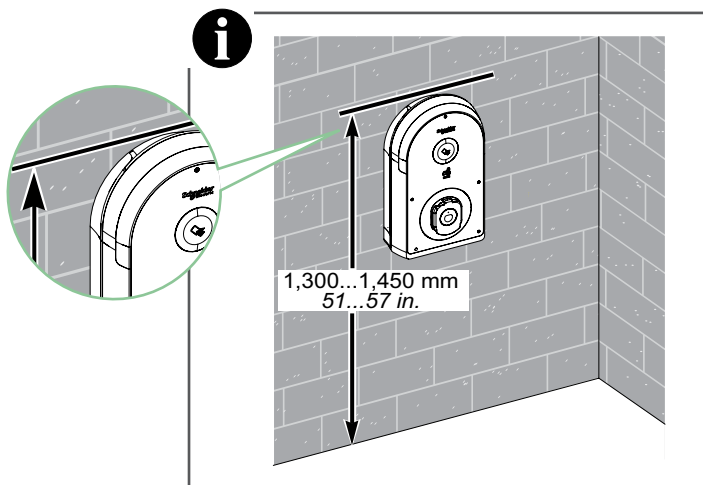
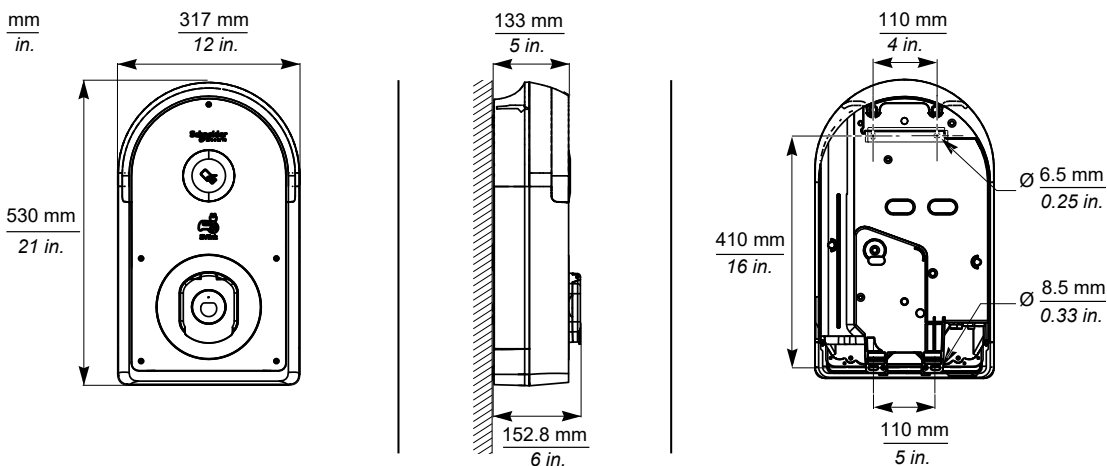
### > EcoStruxure Charging Configuration Tool

An easy-to-use PC based tool to perform local or remote maintenance tasks on EVlink Pro AC and Schneider Charge Pro through a simple and intuitive laptop interface.

[Download it on se.com](#)

## Practical information

### > EVlink Pro AC dimensions



Cable entry from above, below or through the wall



With T2S socket outlet



≈ 7.2 kg (15.43 lb)

With T2 attached cable



≈ 10 kg (22.05 lb)



# EVlink™ Pro AC Metal

## Characteristics



EVA1RWKS1



EVA1RFKS1



EVA1RFKS2



RoHS compliant  
Reach compliant

### Standards

IEC/EN 61851-1 ed 3.0  
EMC IEC 61851-21-2  
IEC/EN 62196-1 ed 2.0  
IEC/EN 62196-2 ed 1.0  
Enclosures IEC/EN 60529

### Extensive choice

#### Features

The EVlink Pro AC Metal charger is sold as a kit and it is available as:

- Wall mounted 1 charge point
- Floor standing 1 or 2 charge points

#### Design

Refer to page 44 for assembly details.

#### Power supply network

- Same as EVlink Pro AC

#### Mechanical and environmental characteristics

- Charging station: same as EVlink Pro AC
- IP3X Metal enclosure
- IP65 Mureva enclosure
- IP66 PanelSeT enclosure

#### Access control modes

- Same as EVlink Pro AC

#### Services

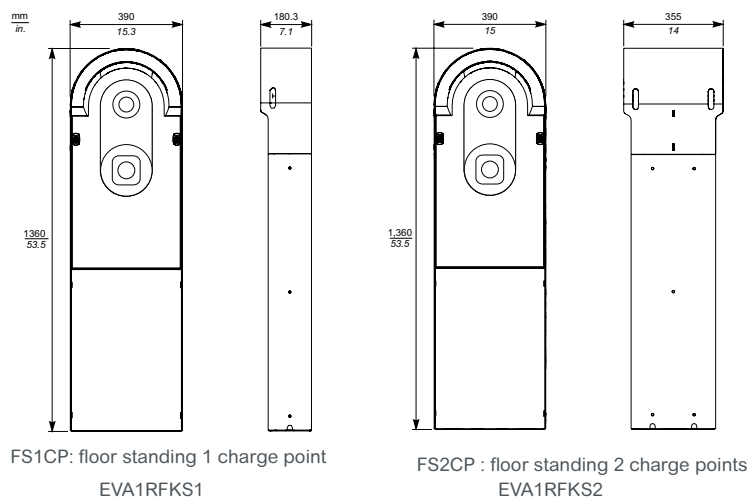
- Same as EVlink Pro AC

Technical documentation  
Please refer to bibliography in Appendix

# EVlink™ Pro AC Metal

## Practical information

### EVlink Pro AC Metal dimensions



### EVlink Pro AC Metal assembly time

EVlink Pro AC Metal	Average assembly time
Floor standing 2 charge points	90 to 110 min
Floor standing 1 charge point	50 to 70 min
Wall mounted 1 charge point	50 to 70 min



### EVlink Pro AC metallic kits

All EVlink Pro AC charging stations can be assembled in any metallic kit.

Part number	Description
<b>EVA1RWKS1</b>	EVlink metallic kit for AC wall mounted 1 charge point
<b>EVA1RFKS1</b>	EVlink metallic kit for AC floor standing 1 charge point
<b>EVA1RFKS2</b>	EVlink metallic kit for AC floor standing 2 charge points

### Enclosures

Depending on the protection chosen to be embedded into the EVlink Pro AC Metal charger, the installation of an enclosure (Mureva or PanelSeT) may be necessary. Refer to the configuration tables on the next pages.



Mureva 13960M



PanelSeT EVA1RFKES

Part number	Description
<b>Mureva IP65 1 x 12 modules of 18 mm - 267 x 200 x 112 mm to install in the EVlink Pro AC metal WM 1CP or FS 1CP and 2 CP</b>	
<b>13979</b>	No terminals
<b>13960M</b>	T terminals
<b>13444</b>	T/N terminals
<b>PanelSeT to install in the EVlink Pro AC FS2CP base for one cable entrance up to 35 mm²</b>	
<b>EVA1RFKES</b>	<ul style="list-style-type: none"> <li>• 25 and 35 mm²- IP66 270x360x180mm</li> <li>• 1 Telequick plate</li> <li>• 2 DIN rail 240 mm max</li> <li>• 4 fixing brackets</li> <li>• Cable glands: 2xM32, 1xM12, 1x5G25/5G36</li> </ul>

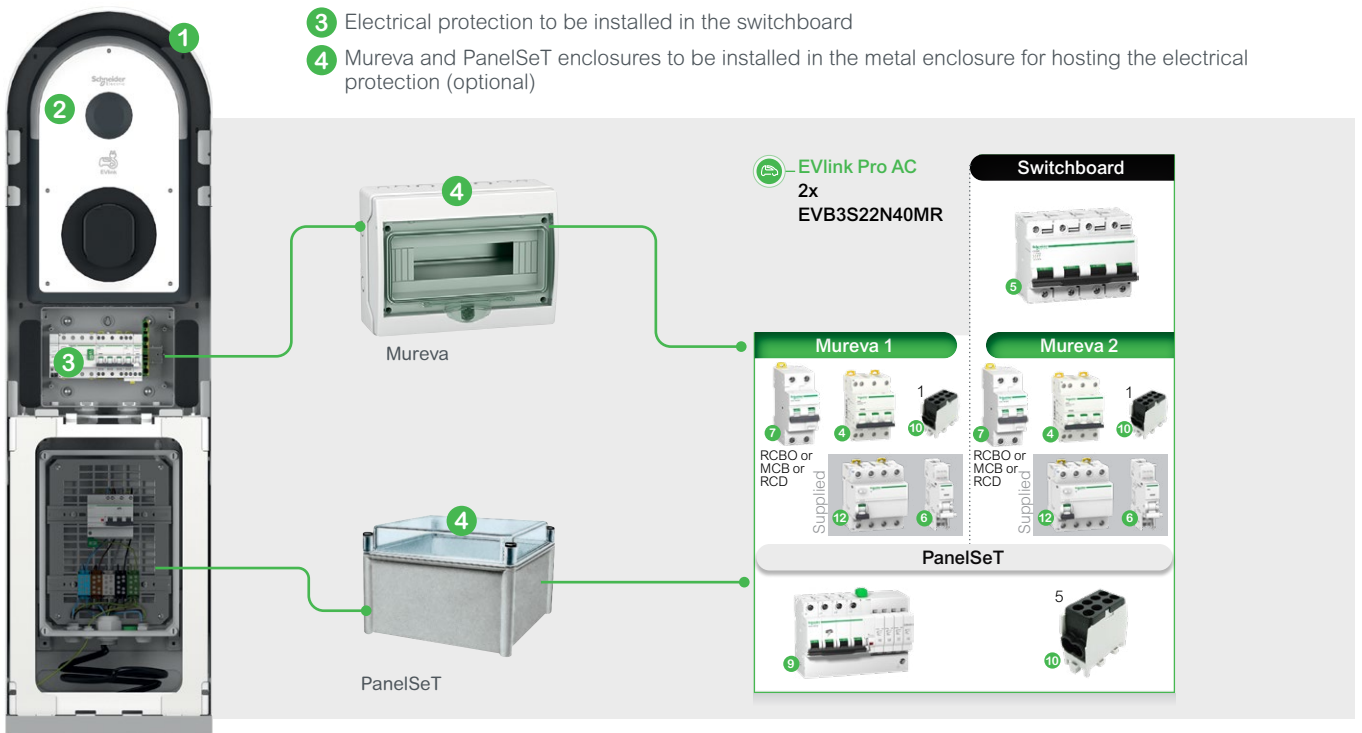
# EVlink™ Pro AC Metal

## EVlink Pro AC Metal assembly criteria

### ➤ Wall mounted, floor standing, 1-or 2 charge points

EVlink Pro AC Metal is designed to be handled, assembled and installed by only one person. The necessary components for assembling the EVlink Pro AC Metal are the following:

- 1 A metallic kit enclosure: wall mounted for 1 charge point or floor standing for 1 or 2 charge points
- 2 EVlink Pro AC charging station to be installed inside the metal enclosure, various commercial reference possibilities (see details on p 27)
- 3 Electrical protection to be installed in the switchboard
- 4 Mureva and PanelSeT enclosures to be installed in the metal enclosure for hosting the electrical protection (optional)



### ➤ Legend


	1 MCB 1P+N 40 A		5 MCB 4P 80 A		9 SPD 3P+N		13 Type B RCD triphasé
	2 MCB 2P 80 A		6 MNx		10 Terminal connector 25 mm²		
	3 MCB 3P+N 20 A		7 RCBO		11 Type Asi RCD monophasé		
	4 MCB 3P+N 40 A		8 SPD 1P+N		12 Type Asi RCD triphasé		

# EVlink™ Pro AC Metal


## > One-Cable, One-Charger

**EVlink Pro AC**  
EVB3S22N40MR

**Switchboard**




**Mureva**




Supplied

**EVlink Pro AC**  
EVB3S22N4A or  
EVB3S22N4B or  
EVB3S22N4C or  
EVB3S22N4CB or  
EVB3S22N4EB or  
EVB3S22N4FB or  
EVB3S22N4EA

**Switchboard**




**Mureva**




**EVlink Pro AC**  
EVB3S22N40M or  
EVB3S22NC0M or  
EVB3S22N40EM or  
EVB3S22N40FM

**Switchboard**




**Mureva**




Supplied

**EVlink Pro AC**  
EVB3S07N40M or  
EVB3S07N40EM

**Switchboard**




**Mureva**




Supplied

**EVlink Pro AC**  
EVB3S22N4 or  
EVB3S22N4E or  
EVB3S22NC0

**Switchboard**




**Mureva**




**EVlink Pro AC**  
EVB3S07NC0

**Switchboard**




**Mureva**




**EVlink Pro AC**  
EVB3S11N4A or  
EVB3S11N4C or  
EVB3S11N4FB

**Switchboard**




**Mureva**




5 (if SPD)

**EVlink Pro AC**  
EVB3S07N4A or  
EVB3S07N4C or  
EVB3S07N4EA or  
EVB3S07N4AM or  
EVB3S07N4CAM or  
EVB3S07N4EAM

**Switchboard**




**Mureva**




3 (if SPD)

**EVlink Pro AC**  
EVB3S22N41 or  
EVB3S22N4E1

**Switchboard**



**Mureva**



- 1 MCB 1P+N 40 A
- 2 MCB 2P 80 A
- 3 MCB 3P+N 20 A
- 4 MCB 3P+N 40 A
- 5 MCB 4P 80 A
- 6 MNx
- 7 RCBO
- 8 SPD 1P+N
- 9 SPD 3P+N
- 10 Terminal connector 25 mm<sup>2</sup>


- 11 Type Asi RCD monophasé
- 12 Type Asi RCD triphasé
- 13 Type B RCD triphasé

# EVlink™ Pro AC Metal


## ➤ One-Cable, One-Charger

**EVlink Pro AC**  
EVB3S07N41 or  
EVB3S07N4E1

**Switchboard**



**Mureva**




- 1 MCB 1P+N 40 A
- 2 MCB 2P 80 A
- 3 MCB 3P+N 20 A
- 4 MCB 3P+N 40 A
- 5 MCB 4P 80 A
- 6 MNx
- 7 RCBO
- 8 SPD 1P+N
- 9 SPD 3P+N
- 10 Terminal connector 25 mm<sup>2</sup>
- 11 Type Asi RCD monophasé
- 12 Type Asi RCD triphasé
- 13 Type B RCD triphasé


## ➤ One-Cable, Two-Chargers

**EVlink Pro AC**  
2x  
EVB3S2240MR

**Switchboard**




**Mureva 1**



RCBO or  
MCB or  
RCD

Supplied


**Mureva 2**



RCBO or  
MCB or  
RCD


Supplied

**PanelSeT**




**EVlink Pro AC**  
2x  
EVB3S22N40M or  
EVB3S22NC0M or  
EVB3S22N40EM or  
EVB3S22N40FM

**Switchboard**




**Mureva 1**




Supplied

**Mureva 2**




Supplied

**PanelSeT**




**EVlink Pro AC**  
2x  
EVB3S07N40M or  
EVB3S07N40EM

**Switchboard**




**Mureva 1**




Supplied

**Mureva 2**




Supplied

**PanelSeT**




**EVlink Pro AC**  
2x  
EVB3S22N4 or  
EVB3S22N4E or  
EVB3S22NC0


**Switchboard**




**Mureva 1**



**Mureva 2**




**PanelSeT**




**EVlink Pro AC**  
2x  
EVB3S07NC0


**Switchboard**




**Mureva 1**



**Mureva 2**




**PanelSeT**




**EVlink Pro AC**  
2x EVB3S22N4A or  
EVB3S22N4B or  
EVB3S22NCA or  
EVB3S22NCB or  
EVB3S22N4EB or  
EVB3S22N4FB  
+ EVB3S22N4EA


**Switchboard**




**Mureva 1**



**Mureva 2**



**PanelSeT**



# EVlink™ Pro AC Metal

## ➤ One-Cable, Two-Chargers

**EVlink Pro AC**  
2x  
EVB3S11N4A or  
EVB3S11NCA or  
EVB3S11N4FB

**Switchboard**  
5

**Mureva 1**  
3

**Mureva 2**  
3

**PanelSeT**  
9 5 10

**EVlink Pro AC**  
2x EVB3S07N4A or  
EVB3S07NCA or  
EVB3S07N4EA or  
EVB3S07N4AM or  
EVB3S07NCAM or  
EVB3S07N4EAM

**Switchboard**  
2

**Mureva 1**  
2 10 8

**Mureva 2**  
1 10

**PanelSeT**

**EVlink Pro AC**  
2x  
EVB3S22N41 or  
EVB3S22N4E1

**Switchboard**  
5

**Mureva 1**  
4 1 10 12 6

**Mureva 2**  
4 1 10 12 6

**PanelSeT**  
9 5 10

**EVlink Pro AC**  
2x  
EVB3S07N41 or  
EVB3S07N4E1

**Switchboard**  
2

**Mureva 1**  
1 10 11 6

**Mureva 2**  
1 10 11 6

**PanelSeT**  
8 3 10

- 1 MCB 1P+N 40 A
- 2 MCB 2P 80 A
- 3 MCB 3P+N 20 A
- 4 MCB 3P+N 40 A
- 5 MCB 4P 80 A
- 6 MNx
- 7 RCBO
- 8 SPD 1P+N
- 9 SPD 3P+N
- 10 Terminal connector 25 mm<sup>2</sup>
- 11 Type Asi RCD monophasé
- 12 Type Asi RCD triphasé
- 13 Type B RCD triphasé

## ➤ Dual cable entrance, Two-Chargers

**EVlink Pro AC**  
2x  
EVB3S22N40MR

**Switchboard**  
2x 9 2x 4

**Mureva 1**  
Supplied 6 13 7 1 10

**Mureva 2**  
Supplied 6 13 7 1 10

RCBO or MCB or RCD

**EVlink Pro AC**  
2x  
EVB3S22N40M or  
EVB3S22NC0M or  
EVB3S22N40EM or  
EVB3S22N40FM

**Switchboard**  
2x 4

**Mureva 1**  
9 6 12 1 10

**Mureva 2**  
9 6 12 1 10

Supplied

**EVlink Pro AC**  
2x  
EVB3S07N40M  
EVB3S07N40EM

**Switchboard**  
2x 1

**Mureva 1**  
8 6 11 1 10

**Mureva 2**  
8 6 11 1 10

Supplied

# EVlink™ Pro AC Metal

## ➤ Dual cable entrance, Two-Chargers

<p>EVlink Pro AC 2x EVB3S22N4 or EVB3S22N4E or EVB3S22NC0</p>	<p><b>Switchboard</b></p>	<p>EVlink Pro AC 2x EVB3S07NC0</p>	<p><b>Switchboard</b></p>	<p>EVlink Pro AC 2x EVB3S22N4A or EVB3S22N4B or EVB3S22NCA or EVB3S22NCB or EVB3S22N4EB or EVB3S22N4FB or EVB3S33N4EA</p>	<p><b>Switchboard</b></p>
<p><b>Mureva 1</b></p>	<p><b>Mureva 2</b></p>	<p><b>Mureva 1</b></p>	<p><b>Mureva 2</b></p>	<p><b>Mureva 1</b></p>	<p><b>Mureva 2</b></p>

<p>EVlink Pro AC 2x EVB3S11N4A or EVB3S11NCA or EVB3S11N4FB</p>	<p><b>Switchboard</b></p>	<p>EVlink Pro AC 2x EVB3S07N4A or EVB3S07NCA or EVB3S07N4EA or EVB3S07N4AM or EVB3S07NCAM or EVB3S07N4EAM</p>	<p><b>Switchboard</b></p>	<p>EVlink Pro AC 2x EVB3S22N41 or EVB3S22N4E1</p>	<p><b>Switchboard</b></p>
<p><b>Mureva 1</b></p>	<p><b>Mureva 2</b></p>	<p><b>Mureva 1</b></p>	<p><b>Mureva 2</b></p>	<p><b>Mureva 1</b></p>	<p><b>Mureva 2</b></p>

<p>EVlink Pro AC 2x EVB3S07N41 or EVB3S07N4E1</p>	<p><b>Switchboard</b></p>
<p><b>Mureva 1</b></p>	<p><b>Mureva 2</b></p>

- 1 MCB 1P+N 40 A
- 2 MCB 2P 80 A
- 3 MCB 3P+N 20 A
- 4 MCB 3P+N 40 A
- 5 MCB 4P 80 A
- 6 MNx
- 7 RCBO
- 8 SPD 1P+N
- 9 SPD 3P+N
- 10 Terminal connector 25 mm<sup>2</sup>
- 11 Type Asi RCD monophasé
- 12 Type Asi RCD triphasé
- 13 Type B RCD triphasé

Technical documentation  
Please refer to bibliography in Appendix

# Customization

The EVlink Pro AC customization can be executed through local partners with the help of the product drawings below.

## ➤ EVlink Pro AC

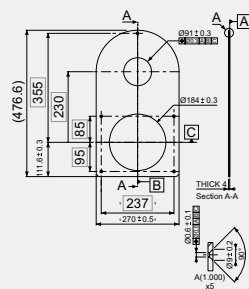


- The front plate can be customized.
- The material is PC BAYLOY 10 UV white 3.

## ➤ EVlink Pro AC Metal



- The metallic enclosure can be customized.
- The material is electrogalvanized steel.



Schneider Electric provides the 2D plan with dimensions to produce the customized sticker [se.com/EVlink](https://se.com/EVlink).

# EVlink™ Pro AC

## EVlink Pro AC solutions

### ➤ EVlink Pro AC to measure the consumption of the EV only

A specific commercial reference is available with power and control supply separated and embedded MID meter.



EVB3S22N40MR

<b>Commercial reference</b>	<b>EVB3S22N40MR</b>
Type of socket	T2S
Current output	32 A
Power kW	22
Number of phases	3 PH
Protection supplied	RCD B EV+MNx
MID inside	Yes

### ➤ EVlink Pro Pay payment kiosk

EVlink Pro Pay offers an ad-hoc payment kiosk that can manage up to 15 charging points, is compliant with AFIR regulation and can be integrated with Charging Station Supervision System\*.



EVPROPAY



RoHS compliant  
Reach compliant

<b>Payment</b>	Contactless payment, PIN entry Digital receipt via QRcode VISA, Vpay, Mastercard, Maestro, Apple/Google Pay
<b>Installation</b>	Wall mounted or floor standing Robust (Pro Metal kit)
<b>Mechanical and environmental characteristics</b>	IP 55 IK 9
<b>Power Supply</b>	230V, 50hz
<b>Certifications</b>	CE, UK Standards - IEC62368-1 Payment terminal - PCI PTS 6.X

Contact your local sales representative for more details on the payment kiosk solution. Please note that additional actions with payment service provider and payment terminal manufacturer are required to process payment transactions. Check with your CSMS provider that they support Payter Apollo terminals in kiosk mode.

\* Check with your CSMS provider that they support Payter Apollo terminals in kiosk mode.

# Range accessories and spare parts

## Accessories

### ➤ EVlink Pro AC and Pro AC Metal

#### 4G Kits

4G embedded modem dedicated for architecture up to 10 EVlink Pro AC

- Cost-efficient solution for remote monitoring applications
- 1 device to manage wireless communication of up to 10 charging stations
- Compact and directly integrated inside the charging station.



Embedded 4G modem with 2 internal antennas for EVlink Pro AC.  
Reference: **EVA1MS**



Embedded 4G modem with an external antenna for EVlink Pro AC Metal  
Reference: **EVA1MM**



External modem for architecture with more than 10 EVlink Pro AC and/or EcoStruxure EV Charging Expert  
Manage wireless communication of large infrastructure and installation requiring load management.

External modem with antenna  
Modem reference: **EVP3MM**  
Antenna reference: **EVP2MX**

#### Pack of 10 RFID badges



For charging stations equipped with an RFID reader. The badges are supplied blank, ready to be programmed to identify an administrator or user. Sheet of adhesive labels for badges:  
1 administrator + 9 users.  
Reference: **EVP1BNS**

#### TIC interface



Energy management: Smart meter connection to Historical and Standard TIC Tele Information Client card EVlink interface with French utility meters.  
Reference: **EVA1MTH**

#### EVlink Cable



To connect the car to the charging station. Available in different lengths with a T2 connector.

Please refer to page 53

### ➤ EVlink Pro AC

#### Pedestal mounting pole



Floor standing:

- for 1 EVlink Pro AC,  
Reference: **EVA1PBS1**  
H 1300 x W 285 x D 229 mm
- for 2 EVlink Pro AC,  
Reference: **EVA1PBS2**  
H 1300 x W 285 x D 384 mm
- Plate to convert the pedestal for 1 charger to a pedestal for 2 chargers.  
Reference: **EVA1PCS2**

#### Permanent cable locker



To keep the cable attached permanently to the charging station.  
Reference: **EVA1PLS1**

#### ISO15118 communication module for AFIR compliance



ISO15118 Module for EVlink pro AC  
Reference: **EVA1M8**

# Range accessories and spare parts

## Accessories

### EVlink Pro AC Metal Kit accessories

#### Cable holder



Allows the cable to be left connected on the side charging station. The cable holder is mandatory for charging stations with attached cable. In case of charging station with socket, it can allow to lock the accessory cable. Reference: **EVA1FWHS12**

#### Locking accessory



Polyamid handle lock, mainly for cybersecurity purpose, direct mounting on front plate. 1 cylindrical barrel, 2 keys Nr 610, 1 handle with key lock. Reference: **NSYCL610CSX**  
Quantity: 2 for WM1CP, or 2 for FS1CP, or 4 for FS2CP

## Spare part references

EVlink Pro AC front plate	Reference
---------------------------	-----------



**EVP1SS**

EVlink Pro AC front plate with cut-out window	Reference
---	-----------




**EVP1SM**

Designed with a cut-out window enabling to see the embedded MID meter inside EVlink Pro AC.

EVlink Pro AC front cover with light strip	Reference
--	-----------



**EVP1SCL**

EVlink Pro AC and Pro AC Metal - Socket outlets	References
 1PH socket outlet T2S	<b>EVP1SSS41</b>
3PH socket outlet T2S	<b>EVP1SSS43</b>
1PH socket outlet T2S - Domestic TE	<b>EVP1SSS51</b>
3PH socket outlet T2S - Domestic TE	<b>EVP1SSS53</b>
3PH socket outlet T2S - Domestic TF	<b>EVP1SSS63</b>

EVlink Pro AC and Pro AC Metal - Attached cables	References
<b>T2 charging connector</b>	
 T2 attached cable 1PH 32A 5m length	<b>EVP1CSS321C</b>
 T2 attached cable 3PH 32A 5m length	<b>EVP1CSS323C</b>

Technical documentation  
Please refer to bibliography in Appendix

# Cables for EVlink™ for AC charging stations

## Characteristics



Type 2 (T2)



- Tested and certified product: Third-party laboratory CB certification (LCIE) complies with the applicable standard IEC 62196
- Fast charging (Mode 3)
- High-strength cable

### Characteristics

- Length: available in 5, 7 and 10 m
- Max. current: 32 A
- Operating temperature: -30°C to +50°C
- Degree of protection: IP44.

### Two good reasons to have a second EVlink cable in your electric vehicle

1

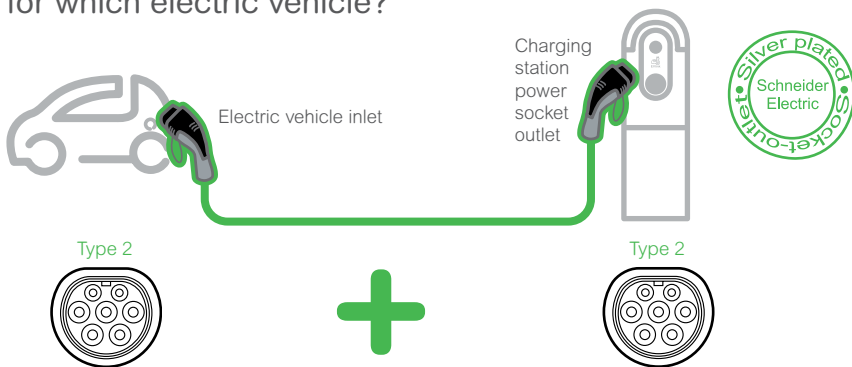
To take advantage of the charging capacity of public charging stations: by having an appropriate EVlink cable for the charging stations used, you obtain fast charging with integrated protection<sup>(1)</sup>.

2

To have a fallback solution.

E.g. charging cable damaged or misplaced, or to help out another electric vehicle user.

## Which EVlink cable for which electric vehicle?



References	No. of phases		Charging power accepted (kW)				Cable length (m)
	1	3	3.7	7.4	11	22	
EVP1CNS32122	●		●	●			5
EVP1CNL32122	●		●	●			7
EVP1CNX32122	●		●	●			10
EVP1CNS32322		●	●	●	●	●	5
EVP1CNL32322		●	●	●	●	●	7
EVP1CNX32322		●	●	●	●	●	10



(1) [Learn more on the Wiki guide for Electric Vehicle charging](#)



# DC Charging Stations

## Electric vehicle charging stations

EVlink™ Pro DC 60 .....	p. 56
Schneider StarCharge Fast 60 .....	p. 60
EVlink™ Pro DC 120-150-180 .....	p. 64
Schneider StarCharge Fast 180 and 320 .....	p. 68
Schneider StarCharge Fast 720 .....	p. 71

# EVlink™ Pro DC 60

## In short



EVD1S60TBB  
with pedestal EVP1DB3LG



RoHS compliant  
Reach compliant



### Standards

EV international standard: EN 61851-1 Ed. 3 IEC/  
EN 61851-23 – Ed. 1  
EV connector international standard: IEC/EN  
IEC62196-1 & IEC62196-3  
Immunity for industrial environment: EN 61000-6-2  
Emission for industrial environment: EN 61000-6-4  
EMC for industrial environment: Class A.  
Radio certification  
RFID/NFC: EN 300 330 V2.1.1  
4G: EN 301 908 -13 V13.1.1  
Wi-Fi: EN 300 328 V2.2.2 - EN 301 893  
RED DA EN 18031-1/2/3: 2024  
EMC radio Equipment EN 301 489-1 V2.2.0  
RFID/NFC: EMC EN 301 489-3 V2.1.1  
4G: EMC EN 301 489-52 V1.1.0  
Wi-Fi: EMC EN 301 489-17 V2.1.1

### Charging station offer

EVlink Pro DC DC 60 is a compact charger able to be install on a wall or pedestal. It exits in various combinations.

- 2 connectors, CCS Combo 2 + CCS Combo 2
- 2 connectors, CHAdeMO + CCS Combo 2

DC 60 kW with 2 vehicle connectors is cable to charge one vehicle up to 60 kW or simultaneously two vehicles at 30 kW each.

### Easy to install

- Indoor or outdoor
- Wall mounted or floor mounted with additional pedestal
- Installation in less than 2 hours (when supply cable is already installed)

### Mechanical and environment features

- Degree of protection: IP55
- Degree of mechanical protection: IK10 – IK08 for the screen
- Operating temperature: -30°C / +55°C (with derating above 50°C)
- Storage temperature: -40°C to 70°C
- Operating altitude: 2000 m max.
- Relative humidity: 5% to 95%
- Housing corrosion protection C3M
- Charge interrupt button
- Accessible to disable people

### Access control modes

- Free Access
- User authentication through:
  - RFID or NFC badge
    - NFC 13,56 MHz reader compatible with type 1, 2, 4 and 5 badges
    - RFID reader:
      - conforming to ISO/CEI 14443 A & B and ISO/CEI 15693 protocols
      - compatible with Mifare Ultralight, Mifare Classic, Mifare Plus
  - Auto-charge (EV MAC address)
  - QR code for CPO application

### Services

- Worldwide Customer Care Centre
- Additional 1- or 3-years Warranty Extension
- Onsite commissioning support
- Services Plan
- Schneider Electric manufactured Spare parts
- Advanced training
- Worldwide network of Schneider Electric services representatives providing on-site installation, commissioning and maintenance services
- Connection to Ecostruxure Energy Asset Portal for remote support and troubleshooting provided by Schneider Electric Customer Care Center or field services team.

## Application

EVlink Pro DC 60 charging stations are recommended for office buildings and light fleet depot applications.



## Characteristics



EVD1S60THB



EVD1S60TBBC7

### Power supply network and charging mode

- Power supply: 380 - 400 V - 415 Vac +/- 10% 50/60\* Hz
- Poles description: L1+L2+L3+N+PE

### Direct current charging (all charging stations)

- Charging in Mode 4 (IEC 61851-23)
- Charging power: CCS Combo 2 and CHAdeMO - 60 kW
- Charging voltage/current:
  - CCS Combo 2 - 150 to 1 000 VDC / 200 A Max
  - CHAdeMO (version 2.0) 150 to 500 VDC / 125 A Max
- Standby power: 50 W
- Protection against overheating, temperature regulated
- Cable range: 3.5 m with cable management; 7 m without cable management
- Efficiency 94.5% at nominal output power
- Power Factor  $\geq 0.99$  at nominal output power
- THDi  $\leq 5\%$  at nominal output power
- Acoustic noise: Variable under load: 0 dB - 65 dB at 1 m in front of the charger

### Embedded protection and metering

- MCB
- RCD
- SPD
- Metering: DC Meter class B (1% accuracy at full scale)

### Diagram of the earthing system

- TT, TN-S, TN-C-S
- IT (Compatible IT with additional isolating transformer)

### Versatile connection to a supervision

- Ethernet
- Wireless 4G modem
- Wi-Fi
- OCPP 1.6Json Smart Charging interface with OCA certification
- ISO15118 / DIN 70121
- LAN/TCP IP protocol
- Modbus TCP

### Heavy depot functionalities

- VDV 261 support for eBus pre-conditioning
- Volvo/Renault eTruck wake-up function to be able to restart a charge automatically

### User interfaces

- 7-inch touch screen (multi-language support: English, French, German, Norwegian, Spanish, Italian, Danish, Vietnamese, Ukrainian...) Additional languages to be confirmed with your local Schneider Electric sales representative
- Multi-color LED for status indication for each vehicle connector
- User interface customization, (logo, tariff display, charge cost, advertisement screen)

### Sensors

- Humidity sensor
- Door sensor
- Tilt sensor

\*For Saudi Arabia, please ask your local sales representative.

EVlink Pro DC 60 Assemblies	Dimensions in mm (HxWxD)	Dimensions in inches (HxWxD)
Charging station with Cable management	1204 x 1303 x 339	47.4 x 51.3 x 13.3
Charging station without Cable management	1037 x 802 x 339	40.8 x 31.6 x 13.3
Charging station with Cable management – 740 mm pedestal	1694 x 1303 x 551	66.7 x 51.3 x 21.7
Charging station without Cable management – 740 mm pedestal	1527 x 802 x 551	60.1 x 31.6 x 21.7
Charging station with Cable management – 1 m pedestal	1954 x 1303 x 551	76.9 x 51.3 x 21.7
Charging station without Cable management – 1 m pedestal	1787 x 802 x 551	70.4 x 31.6 x 21.7

# EVlink™ Pro DC 60

## Charging station references

EVlink Pro DC 60							
Power	Connector(s)	References	Weight without power module	Weight with power module	Cable range	Cable management	Frequency
60 kW	CCS2 + CCS2	EVD1S60TBB	131 kg / 288.2 lb.	161 kg/ 354.2 lb.	3.5 m	Yes	50 Hz
60 kW	CCS2 + CHAdeMO	EVD1S60THB	131 kg / 288.2 lb.	161 kg/ 354.2 lb.	3.5 m	Yes	50 Hz
60 kW	CCS2 + CCS2	EVD1S60TBBC5	100 kg / 220 lb.	130 kg/ 286 lb.	5 m	No	50 Hz
60 kW	CCS2 + CHAdeMO	EVD1S60THBC5	100 kg / 220 lb.	130 kg/ 286 lb.	5 m	No	50 Hz
60 kW	CCS2 + CCS2	EVD1S60TBBC7	108 kg / 237 lb.	138 kg/ 304 lb.	7 m	No	50 Hz

## Current information and protections

Current information and protections to use with EVlink Pro DC 60		
<b>Current</b>		
Power		<b>60 kW</b>
	Rated current	<b>97 A</b>
	Max. current	<b>107 A</b>
<b>Electrical protection</b>		
	Circuit Breaker (Overcurrent) Schneider Electric™ reference*	3P+N or 4P Acti9 C120 4P 125 A, curve C + Acti9 vigi C120 4P 30mA type A-SI (Optional RCD Protection)

\*To check availability, please contact Schneider Electric front offices.

## Accessories



EVA1D60S01



EVP1DB4LG  
EVP1DB6LG



EVP1DB3LG  
EVP1DB5LG

How to install an EVlink Pro DC 60 charging station on a wall



How to Install a floor-standing EVlink Pro DC 60 charging station



EVlink Pro DC 60					
References	Description	Height	Width	Depth	Weight
EVP1BNS	10 RFID badges				
EVP1DB3LG	Pedestal to use with EVD1S60TBB or EVD1S60TBBC5 or EVD1S60TBBC7	740 mm	341 mm <i>13.4 in</i>	454 mm <i>17.9 in</i>	11 kg <i>24.2 lb</i>
EVP1DB4LG	Pedestal to use with EVD1S60TBB or EVD1S60TBBC5 or EVD1S60TBBC7	1000 mm	341 mm <i>13.4 in</i>	454 mm <i>17.9 in</i>	13 kg <i>28.6 lb</i>
EVP1DB5LG	Pedestal to use with EVD1S60THB or EVD1S60THBC5	740 mm	341 mm <i>13.4 in</i>	454 mm <i>17.9 in</i>	11 kg <i>24.2 lb</i>
EVP1DB6LG	Pedestal to use with EVD1S60THB or EVD1S60THBC5	1000 mm	341 mm <i>13.4 in</i>	454 mm <i>17.9 in</i>	13 kg <i>28.6 lb</i>
EVA1D60S01	Cable management accessory for EVD1S60TBBC5 or EVD1S60THBC5				

Technical documentation  
Please refer to bibliography in Appendix

---

For maintenance services



### ➤ EcoStruxure Energy Asset Portal - Maintain

A cloud-based solution that enables remote services from our Schneider Electric experts.

# Schneider StarCharge Fast 60

## In short



EVD2S60TBB



RoHS compliant  
Reach compliant



## Standards

IEC/EN 61851-1 – Ed 3.0  
IEC/EN 61851-23/24 – Ed 1.0  
EN 61851-23:2014+AC:2016-06  
EN 61851-24:2014 + AC:2015  
EN IEC 62196-1:2022  
EN IEC 62196-3:2022  
EN IEC 61851-21-2:2021, EN IEC 61000-6-2:2019,  
EN IEC 61000-6-4:2019,  
EN 61000-6-4:2007/A1:2011, EN 61000-6-2:2005  
EMC Class  
Radio certification  
RFID/NFC: EN 300 330 V2.1.1(2017-02)  
2/3/4G: EN 301 908-1 V15.2.1(2023-01) ; EN  
301 908-2 V13.1.1(2020-06) ; EN 301 908-13  
V13.2.1(2022-02) ; EN 301 511 V12.5.1(2017-03)  
Wi-Fi: EN 300 328 V2.2.2(2019-07)  
RED DA EN 18031-1/2/3: 2024  
EMC radio equipment  
RFID/NFC, 2/3/4G, Wi-Fi: EN 301 489-1  
V1.9.2(2011-09), EN 301 489-1 V2.2.3(2019-11),  
EN 301 489-3 V2.3.2(2023-01), EN 301 489-17  
V3.2.4(2020-09), EN 301 489-17 V3.3.1(2024-09),  
EN 301 489-52 V1.2.1(2021-11), EN 301 489-52  
V1.3.1(2024-11)

## Application

Schneider StarCharge Fast 60 charging stations are recommended for public charging such as restaurant, retail and light fleet depot applications

## Charging station offer

Schneider StarCharge Fast 60 with 2 vehicle connectors can charge one vehicle up to 60 kW or simultaneously two vehicles at 30 kW each.

## Easy to install

- Installation in less than 2 hours (when supply cable is already installed)

## Mechanical and environment features

- Degree of protection: IP55
- Degree of mechanical protection: IK10 – IK08 for the screen
- Operating temperature: -30°C / +55°C (with derating above 50°C)
- Storage temperature: -40°C to 70°C
- Operating altitude: 2000 m max.
- Relative humidity: 5% to 95%
- Housing corrosion protection C4M
- Charge interrupt button
- Accessible to disable people

## Access control modes

- Free Access
- User authentication through:
  - RFID or NFC badge
    - NFC 13,56 MHz reader compatible with type 1, 2, 4 and 5 badges
    - RFID reader:
      - conforming to ISO/CEI 14443 A & B and ISO/CEI 15693 protocols
      - compatible with Mifare Ultralight, Mifare Classic, Mifare Plus
  - Auto-charge (EV MAC address)
  - QR code for CPO application
  - Embedded payment terminal
  - ISO15118-2 Plug n Charge

## Services

- Worldwide Customer Care Centre
- Additional 1- or 3-years Warranty Extension
- Onsite commissioning support
- Services Plan
- Schneider Electric manufactured Spare parts
- Advanced training
- Worldwide network of Schneider Electric services representatives providing on-site installation, commissioning and maintenance services
- Connection to Ecostruxure Energy Asset Portal for remote support and troubleshooting provided by Schneider Electric Customer Care Center or field services team.

## Characteristics



EVD2S60TBCC



EVD2S60TBBC7

### Power supply network and charging mode

- Power supply: 380 - 400 V - 415 Vac +/- 10% 50/60 Hz
- Poles description: L1+L2+L3+N+PE

### Direct current charging (all charging stations)

- Charging in Mode 4 (IEC 61851-23)
- Charging power: CCS Combo 2 - 60 kW
- Charging voltage/current:
  - CCS Combo 2 - 150 to 1 000 VDC / 200 A Max
- Standby power: 36 W
- Protection against overheating, temperature regulated
- Cable range: 3.5 m with cable management; or 7.5 m without cable management
- Power module efficiency up to 97%
- Power Factor  $\geq 0.99$  at nominal output power
- THDi  $\leq 5\%$  at nominal output power
- Acoustic noise: Variable under load: 0 dB to  $< 51$  dB at 1 m in front of the charger

### Embedded protection and metering

- MCB
- SPD
- Metering: DC MID Meter class B (1% accuracy at full scale) – Compliant with French LNE DC meter regulation

### Diagram of the earthing system

- TT, TN-S, TN-C-S
- IT (Compatible IT with additional isolating transformer)

### Versatile connection to a supervision

- Ethernet
- Wireless 4G modem
- Wi-Fi
- OCPP 1.6Json Smart Charging interface
- ISO15118 / DIN 70121
- LAN/TCP IP protocol
- Modbus TCP

### Heavy depot functionalities

- VDV 261 support for eBus pre-conditioning
- Volvo/Renault eTruck wake-up function to be able to restart a charge automatically

### User interfaces

- 7-inch touch screen (multi-language support: English, French, German, Norwegian, Spanish, Italian, Danish, Vietnamese, Ukrainian...) Additional languages to be confirmed with your local Schneider Electric sales representative
- Multi-color LED for status indication for each vehicle connector
- User interface customization, (logo, tariff display, charge cost, advertisement screen)

### Sensors

- Humidity sensor
- Door sensor
- Water ingress sensor
- Tilt sensor
- Fan sensor to detect anomalies of cooling
- Power outage sensor backend notification
- USB-C connector (permit to power a laptop during maintenance operation)

### Dimensions (cabinet with Cable management)

- H 1770 x W 1020 x D 470 mm; H 69.68 x W 40.16 x D 18.50 In.

### Dimensions (cabinet without Cable management)

- H 1650 x W 700 x D 470 mm; H 64.96 x W 27.56 x D 18.50 In.

# Schneider StarCharge Fast 60

## Charging station references

Schneider StarCharge Fast 60							
Power	Connector(s)	References	Weight without power module	Weight with power module	Cable range	Cable management	Payment Terminal
60 kW	CCS2 + CCS2	EVD2S60TBB	~246 kg / ~542.3 lb.	~276 kg/ ~608.5 lb.	3.5 m	Yes	No
60 kW	CCS2 + CCS2	EVD2S60TBCC	~246 kg / ~542.3 lb.	~276 kg/ ~608.5 lb.	3.5 m	Yes	Payter Appollo
60 kW	CCS2 + CCS2	EVD2S60TBBC7	~222 kg / ~489.4 lb.	~252 kg/ ~555.6 lb.	7.5 m	No	No
60 kW	CCS2 + CCS2	EVD2S60TBCC1	~246 kg / ~542.3 lb.	~276 kg/ ~608.5 lb.	3.5 m	Yes	PAX IM30

## Current information and protections

Current information and protections to use with Schneider StarCharge Fast 60	
<b>Current</b>	
Power	<b>60 kW</b>
Rated current	<b>95 A</b>
Max. current	<b>105 A</b>
<b>Electrical protection</b>	
Circuit Breaker (Overcurrent) Schneider Electric™ reference*	<b>3P+N or 4P ComPacT NSX160/250 4P 160 A + Optional: VigiPacT Earth-leakage add-on protection module</b>

\*To check availability, please contact Schneider Electric front offices.

## For maintenance services



### ➤ EcoStruxure Energy Asset Portal - Maintain

A cloud-based solution that enables remote services from our Schneider Electric experts.

der  
etric

DC Meter B

B

Schneider Electric StarCharge Fast



# EVlink™ Pro DC 120-150-180

## In short



### Charging station offer

EVlink DC Pro DC 120 – 150 – 180 kW charging stations are able to charge an electric vehicle in less than 30 minutes. The range covers a large variety of needs with a choice of either, per station:

- Option for payment terminal
- Option for range of output cable
- Option for Eichrecht certification

Pro DC 120 – 150 – 180 kW with 2 vehicle connectors is capable to charge one vehicle at full power or simultaneously two vehicles with dynamic power allocation. For instance, to charge one vehicle at 120 kW while charging another one at 60 kW at the same time.

### Easy to install

- Indoor or outdoor
- Floor mounted
- Installation in less than 2 hours (when supply cable is already installed)

### Mechanical and environment features

- Degree of protection: IP55
- Degree of mechanical protection: IK10 – IK08 for the screen
- Operating temperature: -30°C / +55°C (with derating above 50°C)
- Storage temperature: -40°C to 70°C
- Operating altitude: 2000 m max.
- Relative humidity: 5% to 95%
- Housing corrosion protection C4M
- Charge interrupt button
- Accessible to disable people

### Access control modes

- Free Access
- User authentication through:
  - RFID or NFC badge
    - NFC 13,56 MHz reader compatible with type 1, 2, 4 and 5 badges
    - RFID reader:
      - conforming to ISO/CEI 14443 A & B and ISO/CEI 15693 protocols
      - compatible with Mifare Ultralight, Mifare Classic, Mifare Plus
  - Auto-charge (EV MAC address)
  - QR code for CPO application
  - Embedded payment terminal

### Services

- Worldwide Customer Care Centre
- Additional 1- or 3-years Warranty Extension
- Onsite commissioning support
- Services Plan
- Schneider Electric manufactured Spare parts
- Advanced training
- Worldwide network of Schneider Electric services representatives providing on-site installation, commissioning and maintenance services
- Connection to Ecostruxure Energy Asset Portal for remote support and troubleshooting provided by Schneider Electric Customer Care Center or field services team.



RoHS compliant  
Reach compliant



### Standards

EV international standard: EN 61851-1 Ed. 3 IEC/EN 61851-23 – Ed. 1  
 EV connector international standard: IEC/EN IEC62196-1 & IEC62196-3  
 Immunity for industrial environment: EN 61000-6-2  
 Emission for industrial environment: EN 61000-6-4  
 EMC for industrial environment: Class A.  
 Radio certification  
 RFID/NFC: EN 300 330 V2.1.1  
 4G: EN 301 908 -13 V13.1.1  
 Wi-Fi: EN 300 328 V2.2.2 - EN 301 893  
 RED DA EN 18031-1/2/3: 2024  
 EMC radio Equipment  
 EN 301 489-1 V2.2.0  
 RFID/NFC: EMC EN 301 489-3 V2.1.1  
 4G: EMC EN 301 489-52 V1.1.0  
 Wi-Fi: EMC EN 301 489-17 V2.1.1

## Application

EVlink Pro DC 120 – 150 – 180 kW charging stations are recommended for vehicle depot and traffic application.



## Characteristics



EVD1S120TBB  
EVD1S150TBB  
EVD1S180TBB



EVD1S120TBCC  
EVD1S150TBCC  
EVD1S180TBCC  
EVD1S120TBCC-G  
EVD1S150TBCC-G  
EVD1S180TBCC-G



EVD1S120TBCC7  
EVD1S150TBCC7  
EVD1S180TBCC7  
EVD1S120TBCC7-G  
EVD1S150TBCC7-G  
EVD1S180TBCC7-G

### Power supply network and charging mode

- Power supply: 380 - 400 V - 415 Vac +/- 10% 50/60 Hz
- Poles description: L1+L2+L3+N+PE

### Direct current charging (all charging stations)

- Charging in Mode 4 (IEC 61851-23)
- Charging power:
  - CCS Combo 2 - 120 – 150 – 180 kW
  - CHAdeMO - 60 kW
- Charging voltage/current:
  - CCS Combo 2 - 150 to 1 000 VDC / 300 A Max
- Standby power: 90 W
- Protection against overheating, temperature regulated
- Cable range: 3.6 m with cable management, 7.5 m without cable management
- Efficiency 94.5% at nominal output power
- Power Factor  $\geq 0.99$  at nominal output power
- THDi  $\leq 5\%$  at nominal output power
- Acoustic noise: Variable under load: 0 dB - 65 dB at 1 m in front of the charger

### Embedded protection and metering

- MCB
- RCD
- SPD
- Metering: DC Meter class B (1% accuracy at full scale) – Compliant with French DC meter regulation
- Eichrecht compliant

### Diagram of the earthing system

- TT, TN-S, TN-C-S
- IT (Compatible IT with additional isolating transformer)

### Versatile connection to a supervision

- Ethernet
- Wireless 4G modem
- Wi-Fi
- OCPP 1.6Json Smart Charging interface with OCA certification
- ISO15118 / DIN 70121
- LAN/TCP IP protocol
- Modbus TCP

### Heavy depot functionalities

- VDV 261 support for eBus pre-conditioning
- Volvo/Renault eTruck wake-up function to be able to restart a charge automatically

### User interfaces

- 10-inch touch screen (multi-language support: English, French, German, Norwegian, Spanish, Italian, Danish, Vietnamese, Ukrainian...)  
Additional languages to be confirmed with your local Schneider Electric sales representative
- Multi-color LED for status indication for each vehicle connector

### Sensors

- Humidity sensor
- Door sensor
- Water ingress sensor
- Tilt sensor

### Dimensions (cabinet with Cable management)

- H 2202 x W 1050 x D 982 mm ; H 86.69 x W 41.34 x D 38.67 In.

### Dimensions (cabinet without Cable management)

- H 2103 x W 833 x D 963 mm ; H 83.86 x W 32.80 x D 37.92 In.

# EVlink™ Pro DC 120-150-180

## Charging station references

EVlink Pro DC 120-150-180 W								
Power	Connector(s)	References <sup>(1)</sup>	Weight without power module	Weight with power module	Cable range	Cable management	Payment terminal	Eichrecht
120 kW DC	CCS Combo 2 + CCS Combo 2	EVD1S120TB	~470 kg / 1037 lb	~530 kg / 1168 lb	3.6m	Yes	No	No
		EVD1S120TBBC7	~451 kg / 995 lb	~511 kg / 1127 lb	7.5m	No	No	No
		EVD1S120TBCC	~470 kg / 1037 lb	~530 kg / 1168 lb	3.6m	Yes	Yes	No
		EVD1S120TBCC-G	~470 kg / 1037 lb	~530 kg / 1168 lb	3.6m	Yes	Yes	Yes
		EVD1S120TBBC7-G	~451 kg / 995 lb	~511 kg / 1127 lb	3.6m	No	No	Yes
150 kW DC	CCS Combo 2 + CCS Combo 2	EVD1S150TB	~470 kg / 1037 lb	~545 kg / 1201 lb	3.6m	Yes	No	No
		EVD1S150TBBC7	~451 kg / 995 lb	~526 kg / 1160 lb	7.5m	No	No	No
		EVD1S150TBCC	~470 kg / 1037 lb	~545 kg / 1201 lb	3.6m	Yes	Yes	No
		EVD1S150TBCC-G	~470 kg / 1037 lb	~545 kg / 1201 lb	3.6m	Yes	Yes	Yes
		EVD1S150TBBC7-G	~451 kg / 995 lb	~526 kg / 1160 lb	7.5m	No	No	Yes
180 kW DC	CCS Combo 2 + CCS Combo 2	EVD1S180TB	~470 kg / 1037 lb	~560 kg / 1235 lb	3.6m	Yes	No	No
		EVD1S180TBBC7	~451 kg / 995 lb	~541 kg / 1193 lb	7.5m	No	No	No
		EVD1S180TBCC	~470 kg / 1037 lb	~560 kg / 1235 lb	3.6m	Yes	Yes	No
		EVD1S180TBCC-G	~470 kg / 1037 lb	~560 kg / 1235 lb	3.6m	Yes	Yes	Yes
		EVD1S180TBBC7-G	~451 kg / 995 lb	~541 kg / 1193 lb	7.5m	No	No	Yes

(1) References to be defined and local availability to be checked by Schneider Electric front offices.

## Current information and protections

Current information and protections to use with EVlink Pro DC 120 - 150 - 180 kW				
Current				
Power		120 kW	150 kW	180 kW
	Rated current	193 A	242 A	291 A
	Max. current	214 A	268 A	323 A
Electrical protection				
	Circuit breaker (overcurrent)	3P+N or 4P	3P+N or 4P	3P+N or 4P
	References	C25F4TM250* or C25F44V2501*	C40F42D400	C40F42D400
	Optional RCD protection (VigiPact)	-	LV432465	LV432465

\*Optional RCD protection included.

Note: if there is plan to upgrade later (from 120 to 150 kW or 150 to 180kW...) already consider the protection sizings for DC 180kW.

## For maintenance services



### ➤ EcoStruxure Energy Asset Portal - Maintain

A cloud-based solution that enables remote services from our Schneider Electric experts.

Technical documentation  
Please refer to bibliography in Appendix



# Schneider StarCharge Fast 180 and 320

## In short



RoHS compliant  
Reach compliant

### Standards

IEC/EN 61851-1 – Ed 3.0  
IEC/EN 61851-23/24 – Ed 1.0  
EN 61851-23:2014+AC:2016-06  
EN 61851-24:2014 + AC:2015  
EN IEC 62196-1:2022  
EN IEC 62196-3:2022  
EN IEC 61851-21-2:2021, EN IEC 61000-6-2:2019,  
EN IEC 61000-6-4:2019,  
EN 61000-6-4:2007/A1:2011, EN 61000-6-2:2005  
EMC Class  
Radio certification  
RFID/NFC: EN 300 330 V2.1.1(2017-02)  
2/3/4G: EN 301 908-1 V15.2.1(2023-01) ; EN  
301 908-2 V13.1.1(2020-06) ; EN 301 908-13  
V13.2.1(2022-02) ; EN 301 511 V12.5.1(2017-03)  
Wi-Fi: EN 300 328 V2.2.2(2019-07)  
RED DA EN 18031-1/2/3: 2024  
EMC radio equipment  
RFID/NFC, 2/3/4G, Wi-Fi: EN 301 489-1  
V1.9.2(2011-09), EN 301 489-1 V2.2.3(2019-11),  
EN 301 489-3 V2.3.2(2023-01), EN 301 489-17  
V3.2.4(2020-09), EN 301 489-17 V3.3.1(2024-09),  
EN 301 489-52 V1.2.1(2021-11), EN 301 489-52  
V1.3.1(2024-11)

## Application

Schneider StarCharge Fast 180 and 320 charging stations are recommended for heavy vehicle depot, especially eBus and eTruck, and for traffic application.

### Charging station offer

Schneider StarCharge Fast 180 and 320 kW charging stations using last generation power module technology with efficiency up to 97% are able to charge an electric vehicle in less than 30 minutes.

The range covers a large variety of needs with a choice of either, per station:

- Option for payment terminal
- Option for 7.5 m range of output cable

Schneider StarCharge Fast 180 and 320 with 2 vehicle connectors are capable to charge one vehicle at full power or simultaneously two vehicles with dynamic power allocation.

### Easy to install

- Indoor or outdoor
- Floor mounted
- Installation in less than 2 hours (when supply cable is already installed)

### Mechanical and environment features

- Degree of protection: IP55
- Degree of mechanical protection: IK10 – IK08 for the screen
- Operating temperature: -30°C / +55°C (with derating above 50°C)
- Storage temperature: -40°C to 70°C
- Operating altitude: 2000 m max.
- Relative humidity: 5% to 95%
- Housing corrosion protection C4M
- Charge interrupt button
- Accessible to disable people

### Access control modes

- Free Access
- User authentication through:
  - RFID or NFC badge
    - NFC 13,56 MHz reader compatible with type 1, 2, 4 and 5 badges
    - RFID reader:
      - conforming to ISO/CEI 14443 A & B and ISO/CEI 15693 protocols
      - compatible with Mifare Ultralight, Mifare Classic, Mifare Plus
  - Auto-charge (EV MAC address)
  - QR code for CPO application
  - Embedded payment terminal
  - ISO15118-2 Plug n Charge

### Services

- Worldwide Customer Care Centre
- Additional 1- or 3-years Warranty Extension
- Onsite commissioning support
- Services Plan
- Schneider Electric manufactured Spare parts
- Advanced training
- Worldwide network of Schneider Electric services representatives providing on-site installation, commissioning and maintenance services
- Connection to Ecostruxure Energy Asset Portal for remote support and troubleshooting provided by Schneider Electric Customer Care Center or field services team.



## Characteristics



EVD2S320TBB  
EVD2S240TBB  
EVD2S180TBB  
EVD2S120TBB



EVD2S320TBCC  
EVD1S180TBCC



EVD2S320TBBC7  
EVD2S180TBBC7

### Power supply network and charging mode

- Power supply: 380 - 400 V - 415 Vac +/- 10% 50/60 Hz
- Poles description: L1+L2+L3+N+PE

### Direct current charging (all charging stations)

- Charging in Mode 4 (IEC 61851-23)
- Charging power:
  - CCS Combo 2 - 120 – 180 – 240 – 320 kW
- Charging voltage/current:
  - CCS Combo 2 - 150 to 1 000 VDC
  - 300 A Max with boost up to 500 A
- Standby power:
  - <60 W without top LED (version without cable management)
  - <80 W with top LED (version with cable management)
- Protection against overheating, temperature regulated
- Cable range: 3.8 m with cable management, 7.5 m without cable management
- Power module efficiency up to 97%
- Power Factor  $\geq 0.99$  at nominal output power
- THDi  $\leq 5\%$  at nominal output power
- Acoustic noise: Variable under load:
  - 0 dB - 60 dB at 1 m in front of the charger for Schneider StarCharge Fast 180
  - 0 dB - 65 dB at 1 m in front of the charger for Schneider StarCharge Fast 320

### Embedded protection and metering

- MCB
- SPD
- Metering: MID DC Meter class B (1% accuracy at full scale) – Compliant with French LNE DC meter regulation

### Diagram of the earthing system

- TT, TN-S, TN-C-S
- IT (Compatible IT with additional isolating transformer)

### Versatile connection to a supervision

- Ethernet
- Wireless 4G modem
- Wi-Fi
- OCPP 1.6Json Smart Charging interface with OCA certification
- ISO15118 / DIN 70121
- LAN/TCP IP protocol
- Modbus TCP

### Heavy depot fonctionnalités

- VDV 261 support for eBus pre-conditioning
- Volvo/Renault eTruck wake-up function to be able to restart a charge automatically

### User interfaces

- 10-inch touch screen (multi-language support: English, French, German, Norwegian, Spanish, Italian, Danish, Vietnamese, Ukrainian...) Additional languages to be confirmed with your local Schneider Electric sales representative
- Multi-color LED for status indication for each vehicle connector
- Top LED with version with cable management for charger visibility from distance
- User interface customization, (logo, tariff display, charge cost, advertisement screen)

### Sensors

- Humidity sensor
- Door sensor
- Water ingress sensor
- Tilt sensor
- Fan sensor to detect anomalies of cooling
- Power outage sensor backend notification
- USB-C connector (permit to power a laptop during maintenance operation)

### Dimensions (cabinet with Cable management)

- H 2230 x W 1259 x D 1076 mm; H 87.80 x W 49.57 x D 42.36 In.

### Dimensions (cabinet without Cable management)

- H 2050 x W 846 x D 1006 mm; H 80.71 x W 33.1 x D 39.61 In.

Technical documentation  
Please refer to bibliography in Appendix

# Schneider StarCharge Fast 180 and 320

## Charging station references

EVlink Pro DC 120-150-180 W								
Power	Connector(s)	References <sup>(1)</sup>	Weight without power module	Weight with power module	Cable range	Cable management	Payment terminal	Eichrecht
120 kW DC	CCS Combo 2 + CCS Combo 2	EVD2S120TBB	~474 kg / ~1045 lb.	~538 kg / ~1086 lb.	3.8 m	Yes	No	No
		EVD2S120TBB-G	~474 kg / ~1045 lb.	~538 kg / ~1086 lb.	3.8 m	Yes	No	Yes
180 kW DC	CCS Combo 2 + CCS Combo 2	EVD2S180TBB	~474 kg / ~1045 lb.	~570 kg / ~1256 lb.	3.8 m	Yes	No	No
		EVD2S180TBB-G	~474 kg / ~1045 lb.	~570 kg / ~1256 lb.	3.8 m	Yes	No	Yes
		EVD2S180TBBC7	~455 kg / ~1003 lb.	~551 kg / ~1214 lb.	7.5 m	No	No	No
		EVD2S180TBBC7-G	~455 kg / ~1003 lb.	~551 kg / ~1214 lb.	7.5 m	No	No	Yes
		EVD2S180TBBC	~474 kg / ~1045 lb.	~570 kg / ~1256 lb.	3.8 m	Yes	Payter Appollo	No
		EVD2S180TBBC-G	~474 kg / ~1045 lb.	~570 kg / ~1256 lb.	3.8 m	Yes	Payter Appollo	Yes
		EVD2S180TBBC1	~474 kg / ~1045 lb.	~570 kg / ~1256 lb.	3.8 m	Yes	Pax IM30	No
		EVD2S180TBBC1-G	~474 kg / ~1045 lb.	~570 kg / ~1256 lb.	3.8 m	Yes	Pax IM30	Yes
240 kW DC	CCS Combo 2 + CCS Combo 2	EVD2S240TBB	~474 kg / ~1045 lb.	~576 kg / ~1269 lb.	3.8 m	Yes	No	No
		EVD2S240TBB-G	~474 kg / ~1045 lb.	~576 kg / ~1269 lb.	3.8 m	Yes	No	Yes
320 kW DC	CCS Combo 2 + CCS Combo 2	EVD2S320TBB	~474 kg / ~1045 lb.	~610 kg / ~1344 lb.	3.8 m	Yes	No	No
		EVD2S320TBB-G	~474 kg / ~1045 lb.	~610 kg / ~1344 lb.	3.8 m	Yes	No	Yes
		EVD2S320TBBC7	~455 kg / ~1003 lb.	~591 kg / ~1303 lb.	7.5 m	No	No	No
		EVD2S320TBBC7-G	~455 kg / ~1003 lb.	~591 kg / ~1303 lb.	7.5 m	No	No	Yes
		EVD2S320TBBC	~474 kg / ~1045 lb.	~610 kg / ~1344 lb.	3.8 m	Yes	Payter Appollo	No
		EVD2S320TBBC-G	~474 kg / ~1045 lb.	~610 kg / ~1344 lb.	3.8 m	Yes	Payter Appollo	Yes
		EVD2S320TBBC1	~474 kg / ~1045 lb.	~610 kg / ~1344 lb.	3.8 m	Yes	Pax IM30	No
		EVD2S320TBBC1-G	~474 kg / ~1045 lb.	~610 kg / ~1344 lb.	3.8 m	Yes	Pax IM30	Yes

(1) References to be defined and local availability to be checked by Schneider Electric front offices.

## Current information and protections

### Current information and protections to use with StarCharge Fast 120 - 180 kW

Current			
Power		120 kW	180 kW
	Rated current	190 A	285 A
	Max. current	211 A	316 A
Suggested protection			
Circuit breaker (Overcurrent)		3P+N or 4P	3P+N or 4P
Schneider Electric offer range		ComPacT NSX250H 4P 250 A + Trip Unit MicroLogic 4.2 for ComPacT NSX 250	ComPacT NSX400H 4P 400 A + Trip Unit MicroLogic 4.3 for ComPacT NSX 400/630

Note: if there is plan to upgrade from 120 to 150 kW or 180 kW at a later stage, consider the protection sizings for DC 150 or 180 kW.

### Current information and protections to use with StarCharge Fast 240 - 320 kW

Current			
Power		240 kW	320 kW
	Rated current	380 A	507 A
	Max. current	422 A	563 A
Suggested protection			
Circuit breaker (Overcurrent)		3P+N or 4P	3P+N or 4P
Schneider Electric offer range		ComPacT NSX630 4P 570 A + Earth-leakage VigiPacT add-on protection module	ComPacT NSX630 4P 630 A + Earth-leakage VigiPacT add-on protection module

Note: if there is plan to upgrade from 240 to 320 kW at a later stage, consider the protection sizings for DC 320 kW.

## For maintenance services



### ➤ EcoStruxure Energy Asset Portal - Maintain

A cloud-based solution that enables remote services from our Schneider Electric experts.

# Schneider StarCharge Fast 720

## In short



RoHS compliant  
Reach compliant



## Charging station offer

Fast, future-ready, and efficient: our decentralized DC charging system delivers up to 720 kW across 6 dispensers – designed to meet the evolving demands of fleets, industrial sites, and commercial buildings.

- Scalable from 360 kW to 480 kW (with 30 kW power module) or from 480 kW to 720 kW (with 40 kW power module)
- Highly customizable to align with your specific needs
- Anti-tripping and cost-optimized load management powered by EcoStruxure EV Charging Expert
- End-to-end support to bring your project to life and keep it running smoothly
- Fully integrated with Schneider Electric's end-to-end solutions, enabling effortless incorporation of electric mobility into your existing infrastructure

## High power, high efficiency

- 97% efficiency of power module
- Boostable to 600 A
- Anti-tripping and smart cost management with EcoStruxure EV Charging Expert

## Built to perform, built to last

- 100% robust-tested
- Compliant with the latest market standards
- High-performance charging in harsh environments (IP55)
- -30°C/+50°C temperature resistance without derating
- C4M corrosion protection (enclosure)
- Metal housing for outdoor/ indoor use
- Embedded protections (MCB, SPD)

## Fleet friendly

- eBus preconditioning capability (VDV261)
- Restart of the charge after completion (BCB Toggle wake-up)

## Advanced connectivity for seamless supervision and user experience

- Embedded Wi-Fi and 4G modem enabling remote monitoring and smart charging
- Interoperability certified with dozens of Charging Station Management Systems
- Flexible authentication options (ISO 15118, Autocharge, payment terminal, RFID, QR code)
- Charging Station Management System notification in case of power outage

## Maximum uptime with 360 support

- High reparability level
- Preventive maintenance thanks to sensors
- Worldwide network of Schneider Electric services representatives providing on-site installation, commissioning and maintenance services
- Connection to Ecostruxure Energy Asset Portal for remote support and troubleshooting provided by Schneider Electric Customer Care Center or field services team

## Application

Schneider StarCharge Fast DC 720 charging stations are recommended for buildings, fleets and transit applications.

# Schneider StarCharge Fast 720

## Power cabinet characteristics



EVD1S360  
EVD1S483  
EVD1S480  
EVD1S720

### Standards

EN IEC 61851-1:2019/AC:2023-12  
EN 61851-23:2014/AC: 2016-06  
EN 61851-24:2014/AC: 2015  
EN 62311:2008, EN IEC 62311:2020  
EN IEC 61851-21-2:2021  
EN 61000-6-2:2005/AC:2005,  
EN IEC 61000-6-2:2019  
EN 61000-6-4:2007/A1:2011,  
EN IEC 61000-6-4:2019  
EMC Class A

### Radio certification

2/3/4G: EN 301 511 V12.5.1 (2017-03)  
EN 301 908-1 V15.2.1 (2023-01),  
EN 301 908-2 V13.1.1(2020-06)  
EN 301 908-13 V13.2.1 (2022-02),  
EN 301 908-13 V13.3.1 (2024-10)  
Wi-Fi: EN 300 328 V2.2.2 (2019-07)  
RED DA: EN 18031-1/2/3: 2024

### EMC radio equipment

2/3/4G, Wi-Fi: EN 301 489-1 V1.9.2 (2011-09),  
EN 301 489-1 V2.2.3 (2019-11)  
EN 301 489-17 V3.2.4 (2020-09)  
EN 301 489-52 V1.2.1 (2021-11)

### Mechanical and environment features

- Degree of protection: IP55
- Degree of shock protection: IK10
- Operating temperature: -30 to +55°C derating above 50°C
- Storage temperature: -40 to +70°C
- Operating altitude: Up to 2000 m (without physical derating)
- Relative humidity: 5 to 95 %
- Housing corrosion protection: C4M
- Cooling Filter: air cooling
- Acoustic noise: variable under load 0 to 70 dB @ 25°C (1 meter)
- Material charging station: 430 stainless steel
- Mounting mode: Floor standing

### Electrical Characteristics

- Power supply: 3 PH
- Poles description: L1+L2+L3+N+PE
- (Us) rated supply voltage: 380 V – 415 Vac +/- 10% 50/60 Hz
- Power factor: 0.99 at nominal output power
- Efficiency: Up to 97% power modules
- THDi: ≤ 5% at nominal output power without any additional filter
- Standby power: 80 W
- Overvoltage category: OVC III
- Rated conditional short-circuit current: 50 kA
- Sensors: Humidity sensor; door sensor; tilt sensor; water ingress sensor; fan sensors
- Protection: Protected against short circuit, overload, overheating, and temperature regulated
- Charging Stop button

### Diagram of the earthing system

- TT, TN-S/TN-C-S
- IT (compatible with additional isolation transformer on the power supply)

### Charger interfaces

- Output characteristics:
  - 12 outputs
  - Output current: 380 A rated current with 600 A boost per output
  - Output voltage: 150 - 1000 V per output
- Configuration:
  - Compatible with Schneider StarCharge Fast 720 Dispenser
  - Manage up to 6 dispensers
  - Each dispenser can be located up to 80 m from power cabinet
- Dynamic-simultaneous charging: It is possible to charge up to 12 vehicles simultaneously. The charging station automatically adapts to use the full charging power available and to respond to the actual power request of each vehicle(s) connected to minimize the charging time.

---

### Communication and available functions

- Local signal: 1x multi-color LED for status of the charging station
- Communication port protocol:
  - OCPP 1.6 Json smart charging including security part
  - ISO15118/DIN 70121
  - VDV 261
  - BCB toggle wake-up
- Network connection:
  - Wi-Fi (802.11 b/g/n, 2.4GHz)
  - Ethernet (RJ 45) 10/100 Base T
  - Modem 4G (4G, GSM, WCDMA, LTE-FDD and LTE-TDD)
- Functions:
  - Load management
  - Diagnosis capabilities
  - Software updates
  - Charging Station Management System notification in case of power outage
  - Connection to EcoStruxure Energy Asset Portal for remote support and troubleshooting (Schneider Electric Customer Care Center or field services team)

### Services

- Worldwide Customer Care Centre
- Additional 1- or 3-years Warranty Extension
- Onsite commissioning support
- Services Plan
- Schneider Electric manufactured Spare parts
- Advanced training
- Worldwide network of Schneider Electric services representatives providing on-site installation, commissioning and maintenance services

### Dimensions and weight

- H 2206 x W 1503 x D 1220 mm
- 360 kW scalable up to 480 kW: 824 kg without power module.  
With power modules: 1016 kg (EVD1S360), 1080 kg (EVD1S483)
- 480 kW scalable up to 720 kW: 922 kg without power module.  
With power modules: 1126 kg (EVD1S480), 1228 kg (EVD1S720)

# Schneider StarCharge Fast 720

## Dispensers characteristics



EVD1D720TBB



EVD1D720TBBC7



EVD1D720TBCC

### Standards

EN IEC 61851-1:2019/AC:2023-12  
 EN 61851-23:2014/AC:2016-06  
 EN 61851-24:2014/AC:2015  
 IEC/EN IEC 62196-1 & IEC 62196-3  
 EN 62311:2008, EN IEC 62311:2020  
 EN IEC 61851-21-2:2021  
 EN 61000-6-2:2005/AC:2005, EN IEC 61000-6-2:2019  
 EN 61000-6-4:2007/A1:2011, EN IEC 61000-6-4:2019  
 EMC Class A  
 Radio certification  
 RFID/NFC: EN 300 330 V2.1.1 (2017-02)  
 2/3/4G: EN 301 908 -1 V15.2.1 (2023-01)  
 EN 301 908 -2 V13.1.1 (2020-06)  
 EN 301 908 -13 V13.2.1 (2022-02)  
 EN 301 908-13 V13.3.1 (2024-10)  
 EN 301 511 V12.5.1 (2017-03)  
 Wi-Fi: EN 300 328 V2.2.2 (2019-07)  
 RED DA: EN 18031-1/2/3: 2024  
 EMC radio equipment  
 RFID/NFC, 2/3/4G, Wi-Fi:  
 EN 301 489-1 V1.9.2 (2011-09),  
 EN 301 489-1 V2.2.3 (2019-11)  
 EN 301 489-3 V2.3.2 (2023-01)  
 EN 301 489-17 V3.2.4 (2020-09)  
 EN 301 489-52 V1.2.1 (2021-11)

### Mechanical and environment features

- Degree of protection: IP55
- Degree of shock protection: IK10 - screen IK08
- Operating temperature: -30 to +55°C derating above 50°C
- Storage temperature: -40 to +70°C
- Operating altitude: Up to 2000 m (without physical derating)
- Relative humidity: 5 to 95 %
- Housing corrosion protection: C4M
- Cooling Filter: air cooling
- Acoustic noise: variable under load 0 to 55 dB at 25°C (1 meter in front of the charger)
- Material charging station: 430 stainless steel
- Mounting mode: Floor standing

### Easy to use

- Accessible to disable people (depending on the standards applicable in the country)

### Electrical Characteristics

- Power supply: 1 PH
- Poles description: L1+N
- DC meter: Each DC output includes Class B DC PTB/MID meter (1% accuracy at full scale). Visible by any user
- Standby power: < 55 W
- Sensors: Humidity sensor; door sensor; tilt sensor; water ingress sensor; fan sensors
- Protection: Protected against short circuit, overload, overheating, and temperature regulated
- Overvoltage category: OVC III
- Charging Stop button

### Diagram of the earthing system

- TT, TN-S/TN-C-S
- IT (compatible with additional isolation transformer on the power supply)

### Connections between dispenser and power cabinet

- DC power cable per vehicle connector: 1000 VDC
- Rated supply voltage: 220 V – 240 Vac +/- 10% 50/60 Hz
- Communication: Ethernet (RJ 45) 10/100 Base T

### Charger interfaces

- 2 Vehicle connectors
- Output type: CCS2
- Output voltage: 150 – 1000 VDC
- Output current: 380 A rated current with boost mode up to 600 A
- Dynamic-simultaneous charging: It is possible to charge two vehicles simultaneously. The charging station automatically adapts to use the full charging power available and to respond to the actual power request of each vehicle(s) connected to minimize the charging time.

---

## Communication and available functions

- Local signal: 1x multi-color LED for status indication for each vehicle connector
- User Interface: 7" screen
- Multi-language support: Bulgarian, Czech, Danish, Dutch, English, Estonian, Finnish, French, German, Greek, Hebrew, Hungarian, Indonesian, Italian, Latvian, Lithuanian, Norwegian, Portuguese, Romanian, Spanish, Swedish, Thai, Ukrainian, Vietnamese.  
It is possible to add additional languages
- Communication port protocol:
  - OCPP 1.6 Json smart charging including security part
  - ISO15118/DIN 70121
  - VDV 261
  - BCB toggle wake-up
  - Modbus TCP
- Access control system
  - RFID badge reader conforming to ISO/IEC 14443 Type A&B and ISO/IEC 15693
  - NFC reader compatible with tag type 1,2,4,5
  - Reader support: MIFARE Ultralight, MIFARE Classic 1K/4K, MIFARE DESFire EV1/EV2, MIFARE Plus cards
  - ISO15118 Plug and Charge
  - Autocharge (EV Mac address)
  - Payment terminal (option available in Europe and Australia)
- Functions:
  - Load management
  - Diagnosis capabilities
  - Software update
  - Real-time charge cost display
  - EV driver HMI customization for tariff display
  - EV driver HMI logo and screen saver customization
  - Connection to EcoStruxure Energy Asset Portal for remote support and troubleshooting (Schneider Electric Customer Care Center or field services team)
  - Charging Station Management System notification in case of power outage
  - Advertisement possibility

## Services

- Worldwide Customer Care Centre
- Additional 1- or 3-years Warranty Extension
- Onsite commissioning support
- Services Plan
- Schneider Electric manufactured Spare parts
- Advanced training
- Worldwide network of Schneider Electric services representatives providing on-site installation, commissioning and maintenance services

## Dimensions and weight

- With cable management: H 2170 x W 720 x D 720 mm. Weight: 240 kg
- Without cable management: H 2170 x W 720 x D 720 mm. Weight: 236 kg

# Schneider StarCharge Fast 720

## Schneider StarCharge Fast 720 references

Power Cabinet	
Characteristics	References <sup>(1)</sup>
Schneider Star Charge Fast DC 720 range, 360 kW, power cabinet	EVD1S360
Schneider Star Charge Fast DC 720 range, 480 kW, power cabinet, 30 kW power module	EVD1S483
Schneider Star Charge Fast DC 720 range, 480 kW, power cabinet	EVD1S480
Schneider Star Charge Fast DC 720 range, 720 kW, power cabinet	EVD1S720

Dispensers	
Characteristics	References <sup>(1)</sup>
Schneider Star Charge Fast DC 720 range, Dispenser, 400 A, CCS2 + CCS2, 4.15 m cable range with cable management	EVD1D720TBB
Schneider Star Charge Fast DC 720 range, Dispenser, 400 A, CCS2 + CCS2, long cable range without cable management	EVD1D720TBBC7
Schneider Star Charge Fast DC 720 range, Dispenser, 400 A, CCS2 + CCS2, 4.15 m cable range with cable management, payment terminal	EVD1D720TBCC

(1) References to be defined and local availability to be checked by Schneider Electric front offices.

## Power cabinet - Current information and protections

Current information and protections				
Current				
Power		360 kW	480 kW	720 kW
	Rated current*	570 A	759 A	1139 A
	Max. current*	633 A	843 A	1266 A
Suggested protection				
Circuit breaker (Overcurrent)		3P+N or 4P	3P+N or 4P	3P+N or 4P
Schneider Electric offer range		ComPact NSX630 3P/4P 500 A * 2 Optional: Type A RCD	ComPact NSX630 3P/4P 630 A * 2 Optional: Type A RCD	ComPact NS800 3P/4P 800 A * 2 Optional: Type A RCD

\* There are two incoming power lines inside the power cabinet. It is recommended to have two power supply circuits and circuit breakers upstream.  
The circuit breakers and cables for each circuit should be selected according to half of the rated current and maximum current of power cabinet.  
Note: If planning to upgrade power of the power cabinet at a later stage, consider the protection sizing accordingly.

## For maintenance services



### ➤ EcoStruxure Energy Asset Portal - Maintain

A cloud-based solution that enables remote services from our Schneider Electric experts.



Schneider  
Electric

DC Meter A

DC Meter B



A

B

Schneider StarCharge Fast

GLOBAL

Zones and outlets

ZONES

All zones

1st Floor

1st Floor - North

1st Floor - South

2nd Floor

3rd Floor (VIP)

POWER OUTLETS

All power outlets

PowerMeter1

EXPORT TRANSACTIONS

INFORMATION

DASHBOARD

Station fleet

Stations 23

Cluster power

Charge points 39

- available 32
- charging 3
- suspended by EV 1
- suspended by system 1
- faulted 2
- not connected 0
- unavailable 0



CHARGES

0

Charges

Optimal

Reduced

Suspended

charging stations

local production

STATIONS

Name	Zone	Connect
Station 17	2nd Floor - North-East	1
Station 18	2nd Floor - North-East	2
Station 19	2nd Floor - North-East	1
Station 20	2nd Floor - North-East	2
Station 21	2nd Floor - North-East	1
Station 22	2nd Floor - North-East	1
Station 23	2nd Floor - North-West	2
Station 24	2nd Floor - North-West	1
Station 25	2nd Floor - North-West	2
Station 26	2nd Floor - North-West	1



# Load Management for EV Charging

Energy management ..... p. 80

EcoStruxure™ EV Charging Expert ..... p. 82


# Energy Management

Monitor, control, and maximize EV charging capacity based on the power availability, peak demand, and tariffs.

Installing charging stations in an existing electrical distribution installation can have a significant impact on cost, efficiency, and service continuity. The additional power required by electrical vehicles could significantly increase the electrical bill.

Furthermore, increasing peak demand can lead to potential discontinuity in the building's load supply by exceeding the maximum power allowed by electrical distribution protection.

EcoStruxure™ EV Charging Expert helps building owners avoid extra costs, optimize their EV infrastructure efficiency, and enhance the service continuity by adapting to each building's energy contract and power constraints.



## ➤ EcoStruxure EV Charging Expert



Optimal comfort and charging for EV drivers in residential buildings



Scalable solution for car parks and tertiary sites



Supports the transition to EV fleets without compromising business continuity

## ➤ Key benefits



### Peace of mind

Maximize continuity of service while providing fair and controlled EV charging services.



### Cost effective

Minimum infrastructure upgrade are required and on-peak/off-peak tariff functionality can be set.



### Simple offer

Now offered as a single reference, our solution comes fully equipped with all features and supports up to 250 charge points. Easily scale your infrastructure by adding EV chargers as your needs evolve.



### Local or connected offer

This open solution is compatible with Charging Point Operator supervision systems.

It can also be integrated with a BMS or used for local supervision of the EV infrastructure.

EcoStruxure EV Charging Expert is a Solar Impulse Efficient solution.



## > How it works

EcoStruxure EV Charging Expert limits the impact of EV charging infrastructure implementation on the electrical installation by using static or dynamic energy management principles.

### Two possible energy management modes: static or dynamic

#### Static load management

The maximum power value is equal to the subscribed demand or any fixed value. EV Charging Expert distributes the energy below that fixed value among the chargers based on energy demand and defined system settings.

+ Minimum energy level is guaranteed for EV

- Not optimized: unused available energy

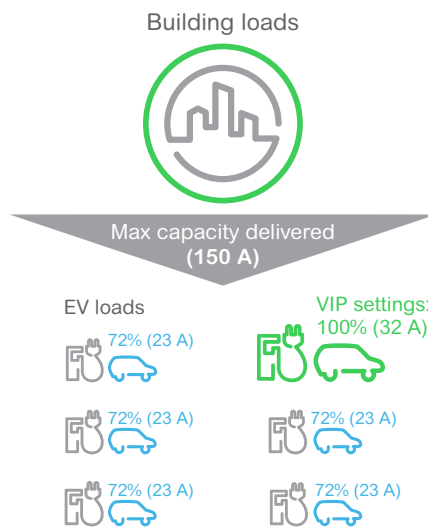
#### Dynamic load management

The remaining energy at the building is allocated to EV infrastructure in real time based on energy demand and defined system settings.

+ Optimized energy allocation

- Low available energy for EV when the building's usual loads are high

## > Manage the available energy with, load reduction and load shedding.



When load shedding is triggered (meaning there is not enough power to continue all charging sessions simultaneously), energy distribution is based on:

#### The amount of energy already consumed

The system pauses charging for vehicles that have obtained the highest amount of kWh favoring recently arrived vehicles.

#### The connection time

The system pauses charging for vehicles that have been charged the longest, favoring the most recent arrivals. In both cases, the system rechecks and updates the situation every 15 minutes.

Technical documentation

Please refer to bibliography in Appendix

# EcoStruxure™ EV Charging Expert

Make the most of EcoStruxure EV Charging Expert

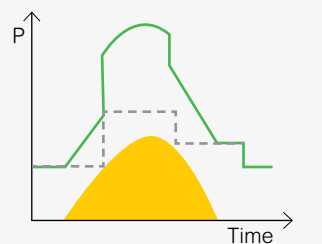
## › Integrate and manage PV production

### Taking into account the PV production

To enable higher charging capacity, EcoStruxure EV Charging Expert can integrate the PV production to the power allocated to charge the vehicles.

#### Combining grid and solar energy

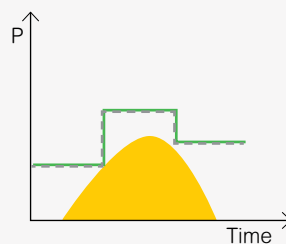
Adaptive EV charging power allocation including the local photovoltaic production.



— Charging power allocated to the EV  
— On-site solar production  
- - - Power requested by the EV fleet

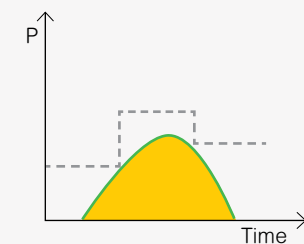
#### Grid only

Dynamic EV charging power allocation without considering the local photovoltaic production



#### Solar only

Dynamic EV charging power allocation limited to the local photovoltaic production

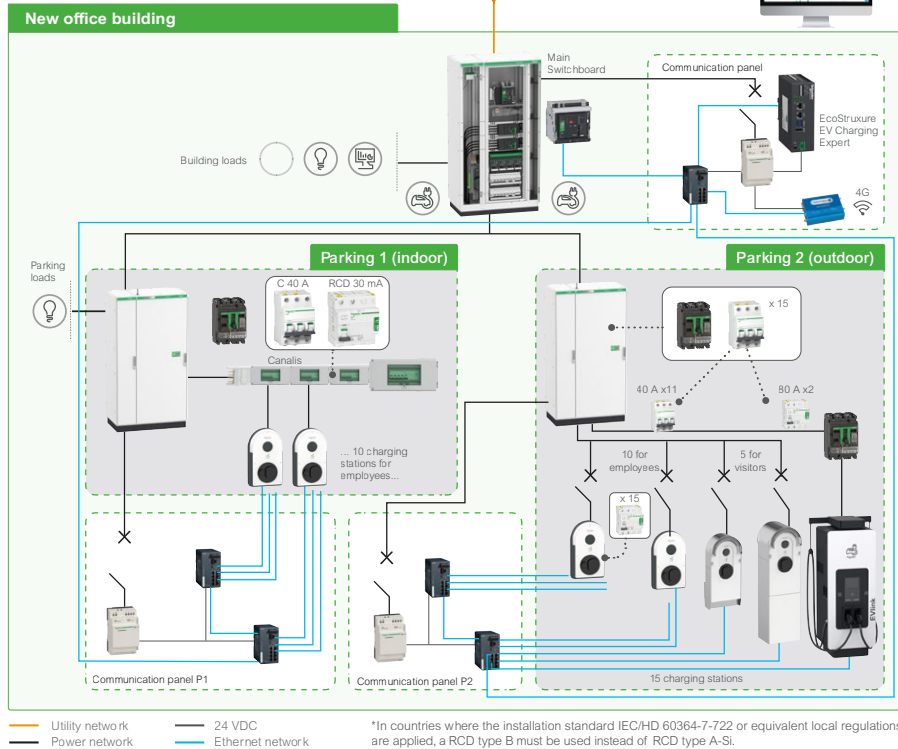


## Whether for residential, commercial, industrial buildings, or fleet operations, EcoStruxure EV Charging Expert adapts seamlessly to all use cases

- Supports up to 250 charging stations. Simultaneously manages Schneider Charge Pro, EVlink Pro AC, and EVlink Pro DC ranges
- Dynamically allocate the optimal power to each charger to maximize energy usage
- Enables local badge management without a supervision system, including VIP badge handling
- Offers API integration with Building Energy Management Systems (BEMS)
- Integrates photovoltaic (PV) production into total available power management

<sup>1</sup> May require specific development.

# Reference architectures



## EcoStruxure EV Charging Expert

Performs data acquisition and runs algorithms to control total demand and power allocation.



## Modem 3G/4G

To connect to remote OCPP monitoring or access the operation dashboard

## Modicon managed and unmanaged switches

The Modicon Networking range offers you a smart and flexible way to integrate Ethernet solutions into your operation, from the device level to the control network and your corporate network.

## Unmanaged switch for star topology



4 or 8 ports for copper

## Managed switch for ring and daisy chain topologies



4 or 8 ports for copper

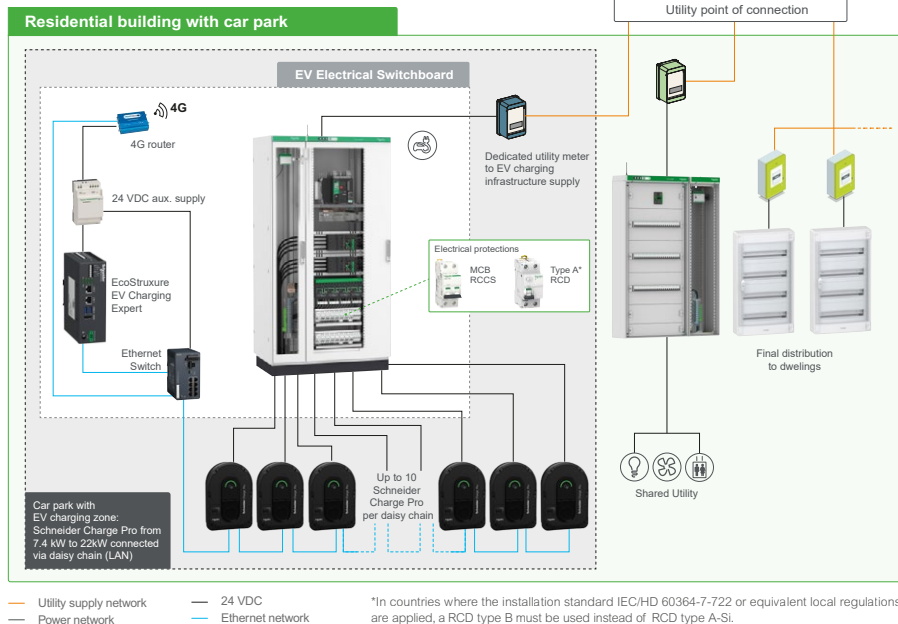


## Power meter

Real-time measurement of total building consumption to dynamically communicate the energy available.

## Schneider Electric meter compatibility and communication specifications

- IEM 3x5x – MODBUS RTU/TCP
- PM5320 – MODBUS RTU/TCP
- PowerTag (via SmartLink) Zigbee to MODBUS Top
- ComPact NSX – MODBUS TCPMasterPact MTZ – MODBUS TCP



# EcoStruxure™ EV Charging Expert

## EcoStruxure EV Charging Expert



EV Charging Expert has been awarded with the prestigious "Solar Impulse Efficient Solution" label.



[Find out more here](#)



RoHS compliant  
Reach compliant



EcoStruxure EV Charging Expert allows EV charging to be monitored, controlled and maximized based on the real-time available power in the building.

It helps to ensure the respect of cost and energy efficiency constraints of a set of charging stations by controlling their operation. The controller runs its management program according to the selected parameters and data received from the charging stations.

### Characteristics

- PLC type: Essential Edge Controller, Harmony BX1
- Operating system: Linux Yocto
- Supply voltage: 12 – 24 V DC
- Inrush current: 6 A
- Consumption: 24 W
- Dimensions: HxDxW: 141x48x99 mm
- Protection class: IP20
- Standards/Directives:
  - Directive 2014/30/EU (EMC)
  - Directive 2014/35/EU (Low Voltage)
  - EN 55011
  - IEC 61000-6-1
- Connections: 2x Ethernet ports (10/100/1000 Mb/s), 2x USB 3.0, 2x CAN, 2x RS-232/422/485, HDMI (deactivated), Power connector (12-24 V DC)

### Connection to the charging stations

- Directly to the Ethernet LAN via an external switch
- Compliant with the latest cybersecurity recommendations

### External network connection

- Directly to the Ethernet LAN or remotely via a 3G or 4G modem
- Communication under OCPP 1.6 JSON

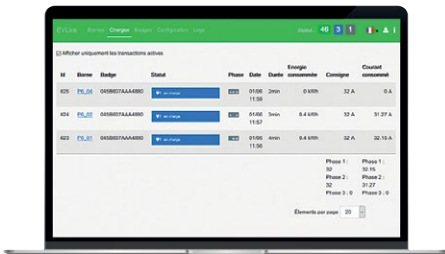
### Functions

- Calculates in real time the power allocated to the charging stations
- Centralization and availability of data for each station

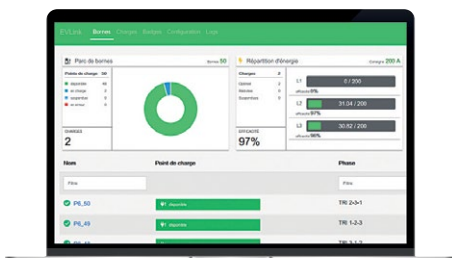
### User interface

EcoStruxure EV Charging Expert provides access to an ergonomic and intuitive user interface (web server) to:

- Visualize real-time status of each charger
- Reset or reboot a charging station
- Remote start/stop a charging session
- Manage badges (local addition, import, export) and user rights
- Monitor and download transactions history per charging station by badge or aggregated for the infrastructure
- Consult, download, and export maintenance data
- Connect to one or multiple remote supervisions
- Set parameters: Add/remove chargers, update and change their configuration
- Save and restore commissioned configuration
- With an administrator profile, access and modify all system settings



Charging history of electric vehicles



Current charging sessions

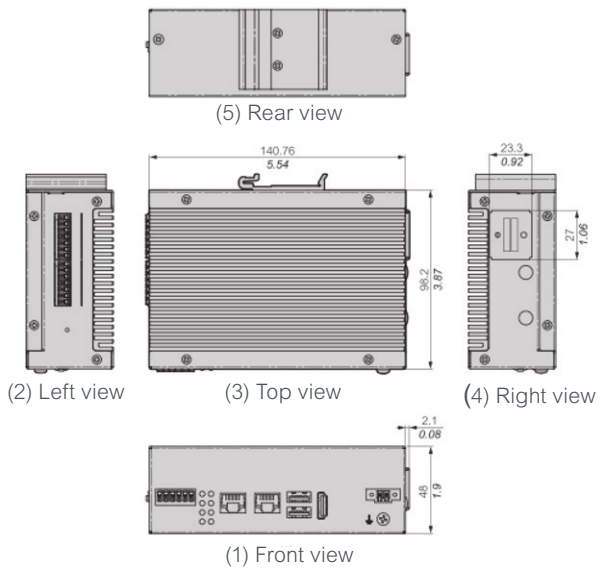
To download the latest release of EcoStruxure EV Charging Expert software, please scan or click on the following QR code:



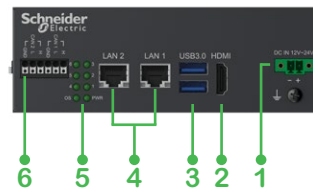
## Practical information

### ➤ EcoStruxure EV Charging Expert dimensions (mm)

#### Dimensions

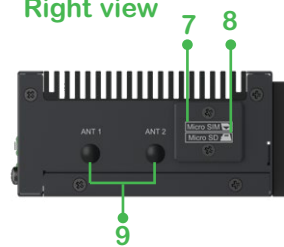


#### Front view



1. DC power connector
2. HDMI port (deactivated\*)
3. USB 3.0
4. LAN ports (10/100/1000 Mb/s)
5. LEDs
6. CAN ports

#### Right view



7. SIM Card slot
8. SD Card slot
9. External Antenna slot (not available)

#### Additional information

##### Range compatibility:

- Schneider Charge Pro
- EVlink Pro AC
- EVlink Pro DC 60 kW
- Schneider StarCharge Fast 60 kW
- EVlink Pro DC 120 -180 kW
- Schneider StarCharge Fast 180 kW
- Schneider StarCharge Fast 320 kW
- EVlink Smart Wallbox
- EVlink Parking

#### Technical documentation

Please refer to bibliography in Appendix

# EcoStruxure™ EV Charging Expert

## ➤ EcoStruxure EV Charging Expert commercial reference

<b>Application</b>	<b>Fleets, Residential, commercial and industrial building</b>
EcoStruxure EV Charging Expert references	<b>HMIBX1A0NEVB100SCP</b>
Schneider Electric charging station compatibility	EVlink Pro AC Schneider Charge Pro EVlink Pro DC Schneider StarCharge Fast
Max number of charging stations	250
Max number of zones	20
Max number of zones levels	4
Dynamic load management	✓
Reduce zone setpoint via time of use table	✓
PV production integration	✓
API for integration in BEMS (Building Energy Management System)	✓
Service and access to transaction logs via authentication with RFID badges	✓
Charging prioritization (VIP service) for selected badges and/or EV chargers	✓

## ➤ UPGRADE references

On existing installation\*, the number of chargers can be increased using the following optional licences:

Description	References
EV Charging Expert Upgrade from 5 to 15 charging stations	<b>EVLMSedb2EDS</b>
EV Charging Expert Upgrade from 5 to 50 charging stations	<b>EVLMSedb2EDM</b>
EV Charging Expert Upgrade from 5 to 100 charging stations	<b>EVLMSedb2EDL</b>
EV Charging Expert Upgrade from 15 to 50 charging stations	<b>EVLMSeds2EDM</b>
EV Charging Expert Upgrade from 15 CS to 100 charging stations	<b>EVLMSeds2EDL</b>
EV Charging Expert Upgrade from 50 to 100 charging stations	<b>EVLMSedm2EDL</b>

\*Available for the following EcoStruxure EV Charging Expert legacy references: HMIBSCEA53D1EDB, HMIBSCEA53D1EDBSCP, HMIBSCEA53D1EDS, HMIBSCEA53D1EDM, HMIBSCEA53D1ED.

# Battery Energy Storage Solution for Commercial and Industrial Buildings

Battery Energy Storage System.....	p. 88
Schneider Boost Pro .....	p. 89
EcoStruxure Energy Asset Controller.....	p. 91

# Battery Energy Storage System

An all-in-one solution combining hardware, software, and services designed to evolve with your needs and to deliver lasting performance

Our Battery Energy Storage System controlled by Ecostruxure Energy Asset Controller enables to store solar energy during low-demand periods to use it during peak times.

It stabilizes the energy supply on cloudy days or during high-consumption periods, pulling the energy from the grid when prices are lower and optimizing energy costs.

It provides energy for essential equipment, lighting and HVAC systems, enhancing the business continuity and enabling businesses to create additional revenue by reducing their energy bills and selling surplus electricity back to the grid.



## › Key benefits

- Business continuity and peace of mind through robust system and cybersecurity-focused design
- Achieve peak performance with seamless connection with existing energy assets (PV, EV) and multiple energy strategies support
- Easily scale up to 2 MWh by combining 10 power cabinets

## › Power optimization made simple

- 200 kWh of storage per unit and 100 kW inverter power
- Seamless connection (Modbus TCP/RTU) with existing infrastructure and energy assets (PV, EV)
- Smart air-cooling system and advanced thermal monitoring (264 temperature sensors)
- Integrated fire prevention and suppression system
- Embedded electrical protection devices
- Comprehensive data protection and encrypted communications
- Remote maintenance from Schneider Electric experts and automatic Over-The-Air updates
- 90.8% round-trip efficiency

## › One solution for different energy strategies

### Self-consumption optimization

Store excess solar/wind production and use it later to avoid grid imports.

### Extra power allocation

Use pre-charged BESS when the required energy is higher than the site available energy.

### Peak shaving

Lower peak demands by discharging battery during the consumption peaks.

### Tariff Management

Reduce energy costs, by charging the battery, when electricity prices are low, and discharge during peak hours, when prices are higher.

### Imbalance Management

Follow the TSO signal to generate additional revenue. (December 2025)

# Schneider Boost Pro

## Characteristics



BAT215KPCS100K3EU1



RoHS compliant  
Reach compliant



### Standards

Schneider Boost Pro  
EN IEC 62619  
IEC 63056  
IEC/EN IEC 61000-6  
IEC/EN IEC 61000-2  
IEC/EN IEC 61000-4  
EN 62477-1  
UL 9540A  
REGULATION (EU) 2023/1542  
UN38.3

Grid Code  
EN 50549-1  
EN 50549-2  
EN 50549-10  
CE10-16  
CE10-21  
RENBLAD 342,G99,C10/11  
EIFS 2018  
VDE-AR-N 4105  
G99/1-10  
TR 3.3.1  
TK 3.3.1

### Schneider Boost Pro characteristics

Schneider Boost Pro is a 200kWh (100 kW inverter power) stationary storage system designed for commercial and industrial applications.

It is scalable up to 2 MWh by combining 10 units.

Paired with the EcoStruxure Energy Asset Controller (EEAC) it enables multiple energy strategies: self-consumption, peak shaving, load balancing, tariff arbitrage,...

### System Features

- Grid-following function
- Grid-forming function<sup>(1)</sup>
- Max system efficiency: 90.80%
- Charge/Discharge Rate: 0.5P
- Depth of Discharge: 93%

(1)Supported with conditions

### Protections

- Over/under voltage protection
- Over current/Short current protection
- Over temperature protection
- Surge protection
- DC protection
- AC protection
- Aux protection
- Fire-extinguishing system: Gas fire extinguishing equipment
- Cooling:
  - PCS: Forced air
  - Battery: air-conditioning cooling/heating

### Mechanical and environmental features

- Dimensions (L×W×H): 1257 mm×1437 mm×2180 mm
- Weight: 2557±50 Kg
- Storage Temperature: 10°C ≤ T ≤ 35°C (standard) ; 6 months  
-20°C < T ≤ 45°C (limit) ; 1 month ≤ -20°C ; > 45°C Not permitted
- Operation Altitude: 2000 m without degradation
- Operation Ambient Temperature: -20°C ~ 55°C derating > 45°C
- IP degree: IP55
- Anti-salt mist grade: C5M (Only the Case metal)

### Firmware

- Over-The-Air update supported

# Schneider Boost Pro

---

## AC side

- Rated power: 100 kVA
- Grid Type: 3P+N+PE
- AC Rated voltage: 230/400 Vac
- AC Rated current: 145 A
- AC Voltage Range: 85%~ +110%
- Rated Frequency: 50 Hz
- AC Frequency Range: 47-52 Hz
- Power Factor: -1...+1, (Power Factor at Rated Power/Adjustable Power Factor)
- Power Accuracy: +/- 1.5%
- THDI: <3% (rated power)
- THDU: <3%(rated conditions, resistively balanced load)
- Over-voltage category: OVCIII

## DC side

- Cells Type: LFP Prismatic
- Pack Configuration ( parallel / series): 1P20S
- Cluster Configuration (parallel / series): 1P240S
- Nominal Energy: 215 kWh
- Usable Energy: 200 kWh (93% DOD)
- Rated Voltage: 768 Vdc
- Voltage Range: 720 V to 852 V DC
- Round trip efficiency: 90.8%
- Self-discharge Rate: 3.52% at 100%SoC & 28 days
- Rated Capacity: 280 Ah
- Rated Power: 100 kW
- Power fade: 0% \*based on battery supplier analysis on SoH >=70% condition
- Over-voltage category: OVCII

For maintenance services



## ➤ EcoStruxure Energy Asset Portal - Maintain

A cloud-based solution that enables Schneider Electric's experts to diagnose remotely.

# EcoStruxure Energy Asset Controller

## Characteristics



EPCEACEU1



RoHS compliant  
Reach compliant



### Standards

EN 55032  
EN 55035  
EN 62368-1  
EN 62311  
EN 301489-1  
EN 301489-52  
EN 301511  
EN 18031-1  
ETSI EN 301908-1  
ETSI EN 301908-2  
ETSI EN 301908-13  
EN IEC 61000-6-2  
EN IEC 61000-6-4

### EcoStruxure Energy Asset Controller characteristics

EcoStruxure Energy Asset Controller (EEAC) is an edge controller enabling onsite monitoring, control, and optimization of a site's electrical assets (battery, solar, EV charging infrastructure...).

### Power Input

- Operating voltage range: 9 ~ 28 VDC
- Max power dissipation: 15 W
- Rated Power Consumption: 5 W
- Rated Voltage: 24 V

### Mechanical and environmental features

- Dimensions (H x W x D): 137 mm x 108 mm x 36 mm
- Weight: 654 g
- Installation method: Din-Rail
- Operating Ambient Temperature: -35°C to +65°C
- Humidity: 0% to 95% RH (no condensation)
- Protection Grade: IP20
- EMC level: class A

### Communication

- 4G Communication: LTE-CAT4
- Ethernet Interface: LAN & WAN
- RS485 Interface: 4 Channels, isolated
- CAN Interface: 2 Channels, isolated
- Micro SD: 1 Canal, ≤32G
- Operating System: Linux
- Communication Protocol: Modbus RTU ; Modbus TCP ; ProtoBuf ; MQTT

### Firmware

- Over-The-Air update supported

## Accessories

### EPCEACACCEU1

Complete kit to be installed with EcoStruxure Energy Asset Controller into the electrical switchboard for operation.

Kit components: 4G antenna, wire harness set, EU standard plug, switching power supply, cold rolled terminals.





KI. 2  
318 kJ

Bolesta

Schneider  
Electric

BBD

BBD KI. 2  
318 kJ



# eMobility Services

eMobility Services.....	p. 94
How do I install and commission?.....	p. 95
How do I maintain? .....	p. 96
How do I optimize? .....	p. 97
A professional network .....	p. 97
Get in touch for support .....	p. 98

# eMobility Services

## › Services over the entire lifecycle

We support you wherever you are in your eMobility adoption.

## Our 4 service values

### Increased Uptime and Reliability



By ordering a service contract, get an advantage of guaranteed SLA, our smart and efficient approach is designed to significantly improve overall uptime and reliability.

### Personalized deal



Leverage a contract individually tailored to your requirements and conditions.

### Increased lifespan of your equipment

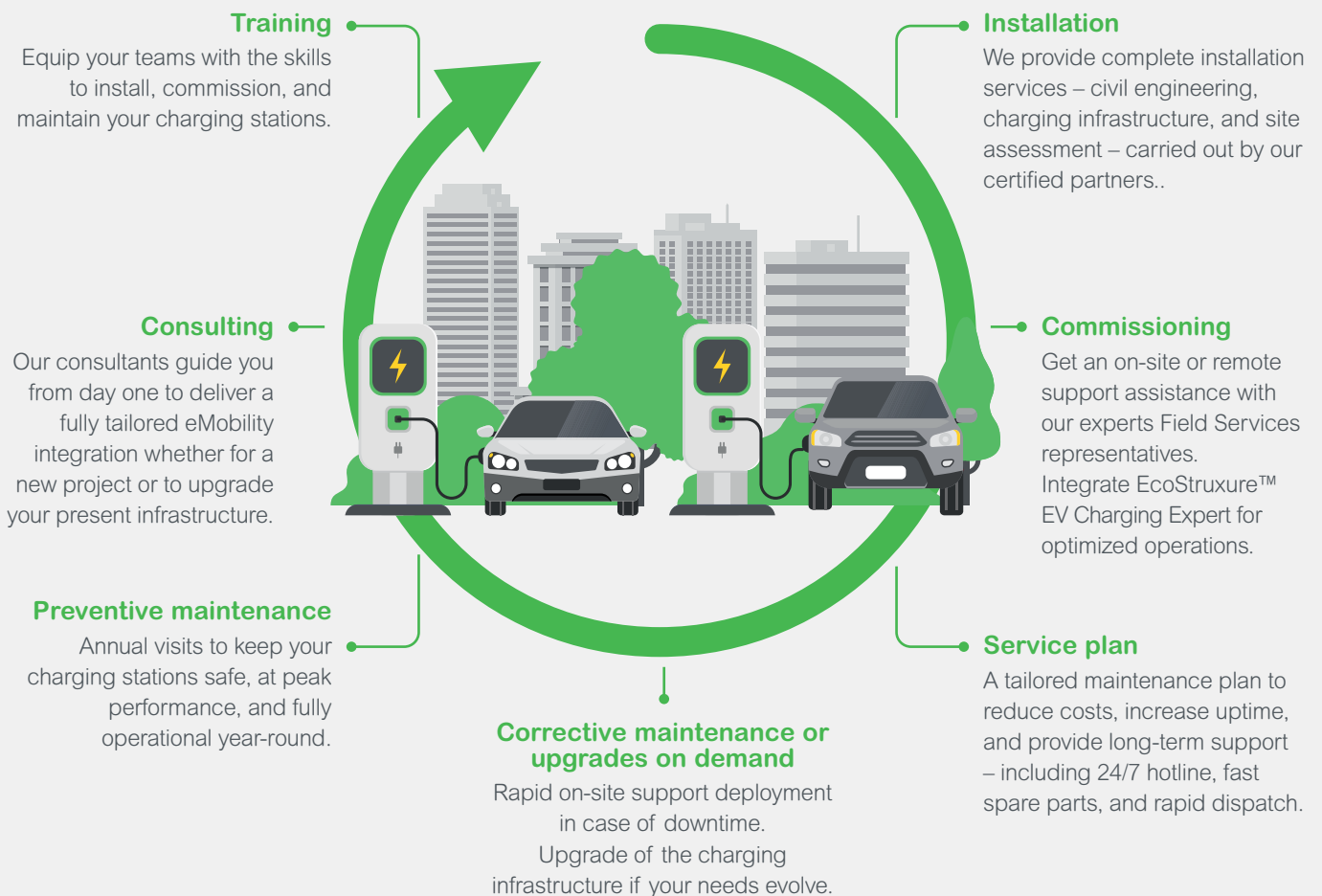


Extend the lifespan of your products and systems with preventive maintenance and services.

### Optimized OPEX



Schneider Electric helps reduce on-site maintenance frequency and cost through advanced digital Operations and Maintenance Systems.



Contact your local eMobility sales representative for further information

# How do I install and commission?

## › Commissioning

For complex AC architectures with EcoStruxure EV Charging Expert, EVlink Pro AC, EVlink Pro DC or Schneider StarCharge Fast

Our technical experts provide on-site and remote assistance in commissioning new charging station.

### Benefits

- Minimize start-up time and improve end-user satisfaction.
- Take advantage of the expertise of Schneider Electric technicians on the choice of settings to improve system performance.
- Leverage an installation that complies with the Schneider Electric standard of practices and therefore optimizes equipment uptime and costs.



Download the MySchneiderApp and Manage your eMobility Asset seamlessly!



[Download the Application](#)

### Manage the performance of your asset

- Manage the performance of your asset
- Anticipate any issues
- Technical support through FAQs and contact to the Customer care center

**REGISTER YOUR ASSET NOW**

## › Warranty Extension

Long-term protection of your asset with warranty extension

Our warranty extension\* allows you to expand your factory warranty for an additional one or three years, giving you more flexibility and peace of mind, and improved control of your maintenance budget.

### Benefits

- Keep repair costs under control
- Reduce maintenance costs of new products installed
- Tap into coverage flexibility and choose either one or three years



\*The warranty extension can only be ordered at the time of purchasing your charging station.

Check warranty duration with your local sales representative and register the warranty extension by contacting our Customer Care center.

# How do I maintain?

## ➤ eMobility Service Plan

### Extend life and performance of your equipment with our Services Plan

At Schneider Electric, we believe that the time and cost associated with EV charging infrastructure should never be barriers to achieving sustainable goals.

#### Benefits

- Continuous support with 8/5 remote technical support
- Optimize investment and increase uptime
- Control your budget with one fixed yearly plan for all maintenance needs
- Operate in optimum conditions with high-end services and up-to-date features and firmwares.



## ➤ Maintenance service

### EcoStruxure Energy Asset Portal - Maintain

A cloud-based solution that enable remote services from our Schneider Electric experts.



## ➤ eMobility Spare Parts

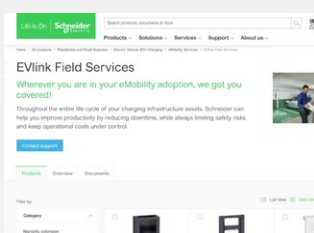
### Maximize reliability and safeguard your maintenance needs with high quality original parts

Schneider Electric provides you with original, high-quality and fast delivered spare parts, always available from our local, regional and global stocks together with repair work when needed.

#### End of life policy

- Schneider Electric provides continuity of service for all withdrawn products.
- Withdrawn spare parts, accessories and charging stations are available for 5 years from the commercialization end date to replace or repair products.

## ➤ Learn more on Schneider Electric website



Spare part list on the website **EVlink Field services**

Technical documentation  
Please refer to bibliography in Appendix

# How do I optimize?

## ➤ EcoStruxure EV Charging Expert Upgrade and commissioning package

### Extend the eMobility infrastructure

Schneider Electric technicians upgrade your EcoStruxure EV Charging Expert license to extend the charging station management capacity and/or to move to dynamic load management without buying new products. They also perform on-site commissioning for additional charging stations and update the EcoStruxure EV Charging Expert software settings.



# A professional network

## ➤ eMobility Partner Program

Schneider Electric eMobility certified experts lead the way towards adopting new technology and processes to deliver high-quality services to our customers.

By becoming part of our partner network, you will be at the forefront of smart charging technology and expand your reach.

Join our professional network of certified eMobility partners to engage in a continuous specialization path.



### Benefits

- Gain in-depth knowledge and expertise
- Access to innovative digital tools and technical support
- Co-branding that enables the growth of your business

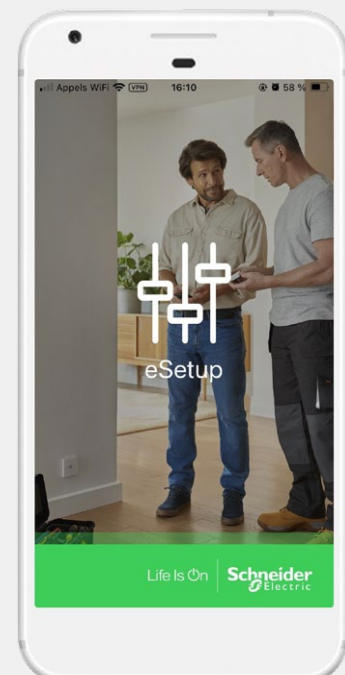
## ➤ Mobile Apps for Partners

### Easy commissioning with eSetup

- Save time on installation and commissioning and access to the charge details and maintenance report.



[Download the Application](#)



# Get in touch for support

## › Customer care support

**As one of our partners and customers, you have access to our technical support!**

Schneider Electric offers bespoke remote support to help you improve your productivity by quickly resolving any technical issues related to your eMobility products, both for the hardware and software to answer any question one phone call away from you.

## › Premium Support

Our Premium Support is a highly responsive service adapted to our most loyal customers.

It allows us to answer your technical questions faster, with a commitment to a timeframe for response according to a Service Level Agreement on Initial Respond Time, and suitable resources to resolve the issue at hand. It enables direct access to Advanced Support Agents with multi-channel communication (phone, email, and chat) together with exclusive access to MySchneiderPortal containing exclusive FAQ content.



Reach out to our  
Customer Care team in  
your location

## › eMobility Training

**Make the most of your staff's skills, giving them the resources to perform high-end services.**

Schneider Electric offers a wide selection of training solutions to enhance your competencies in the right area of expertise

Select your courses now  
on the technical training  
course finder



# Electrical Distribution for EV and Storage Solutions

Schneider Electric Power Distribution .....	p. 100
Acti9 Type A-SI or Type B: Residual Current Devices (RCD, RCBO and RCCB) .....	p. 101
Acti9 C120N and Acti9 vigi C120: Miniature circuit breaker and Earth leakage protection .....	p. 102
Metering solutions.....	p. 104
Canalis™: Decentralized EV distribution .....	p. 106
KPX Prefabricated Substation: Energizing EV Ecosystem with Future-ready Solutions .....	p. 108



# Acti9 Type A-SI or Type B Residual Current Devices (RCD, RCBO and RCCB)

## Electrical protections for residential or buildings applications

As the EV connected to an AC EVSE may reject DC residual current during charging, the selection of type of RCD shall be considered carefully.

- Type A RCD, complying to IEC 61008 or IEC 61009 series can be used in conjunction with an EVSE equipped with a Residual Direct Current Detecting Device (RDC-DD), complying to IEC 62955, intended to detect 6 mA DC residual current.
- Type B RCD provides protection against residual AC, pulsating DC and smooth DC residual currents. It provides also continuity of service in case of small DC residual currents.



Acti9 RCBO  
A9DB2616

### > Acti9 iCV40N Type A-SI

- **Helps protect people** against earth leakage currents from multifrequency components, generated by charging station technology that can cause fibrillation and electrocution.
- **Simplify operation** thanks to VisiSafe™ and VisiTrip™.
- **Monitor and control the electrical panel** with PowerTag and Smartlink auxiliaries.

Acti9 iCV40N RCBO Type A-SI is certified (IEC/EN 61008-2-1)



Acti9 iID B type  
A9Z51240

### > Acti9 iID B type for EV

- **Helps protect people** against multifrequency earth leakage currents, generated by charging station technology that can cause fibrillation and electrocution.
- **Be installed** in coordination with other upstream and parallel RCDs (refer to the Schneider Electric Residual Protection Device guide for coordination tables).

IEC 60364-7-722 standard requires a 30 mA residual current protection for direct contact. Acti9 iID B type RCCB for EV is certified (IEC/EN 62423) and is fully compatible with EV charging stations for residential and tertiary applications.



iMNX  
A9A26969

### > iMNX undervoltage release tripping unit to increase continuity of service and enhance people protection

iMNx is an undervoltage release, independent from the supply voltage function which adds a second level of electrical protection.


Regardless of the RDC-DD 6 mA and in accordance with IEC60364-5-53 and EV Ready requirements, the MNx helps to protect people during intervention on electrical equipment and to increase continuity of service. IEC61851 ed3.0 §8.1 also recommends a monitoring solution to provide an isolating function.

Most of EVlink Pro AC charging stations have an embedded iMNx release.

If not, iMNx can be supplied with the charging station.

# Acti9 iC120N and Acti9 Vigi iC120

## Miniature circuit breaker and Earth leakage protection



Acti9 iC120N  
A9N18480

Acti9 Vigi iC120  
A9N18597

### Standards

EN/IEC 60898-1  
EN/IEC 60947-2

### ➤ Acti9 iC120N and Acti9 Vigi iC120

Acti9 iC120H circuit breakers are multi-standard circuit breakers that combine the following functions:

- circuit protection against short-circuit currents
- circuit protection against overload currents
- suitability for isolation in the industrial sector to IEC/EN 60947-2
- fault tripping and indication by adding auxiliaries.

Acti9 Vigi iC120 is a modular add-on residual current devices. The earth leakage protection class is SI type and voltage independent technology. Sensitivity is available in 30 mA, 300 mA, 500 mA and 1 A.

When a Vigi iC120 device is combined with an iC120 circuit breaker, it provides the following functions:

- protection of persons against electric shock by direct contact (30 mA),
- protection of persons against electric shock by indirect contact (u 300 mA),
- protection of installations against fire hazards (300 mA to 1000 mA).

Learn more on [se.com](http://se.com)



ComPacT NSX

VigiPact  
LV432465

### ➤ ComPacT NSX VigiPact add-on

ComPacT NSX with VigiPact Add and ComPacT NSX with Micrologic 4 & 7 are Residual Current Device (RCD) according to IEC 60947-2 Annex B with a sensitivity adjustable from 30 mA to 30 A.

RCD may be required for protection against electric shock in case of line to earth fault and/or protection against thermal effect caused by insulation fault, depending on local regulation and characteristics of the installation (e.g long cables or earthing systems).

Standards:

- IEC 60947-2, annex B
- IEC 60755, Type A, immunity to DC components up to 6 mA
- Operation down to -25 °C as per VDE 664



Learn more on  
[ComPacT NSX & NSXm Circuit Breakers](#)

Current information and protections to use with EVlink Pro DC 60	
<b>Current</b>	
Power	<b>60 kW</b>
Rated current	<b>97 A</b>
Max. current	<b>107 A</b>
<b>Electrical protection</b>	
Circuit Breaker (Overcurrent) Schneider Electric™ reference*	<b>3P+N or 4P</b> Acti9 C120 4P 125 A, curve C + Acti9 vigi C120 4P 30mA type A-SI (Optional RCD Protection)

Current information and protections to use with EVlink Pro DC and Schneider StarCharge Fast 120 - 150 - 180 - 240 - 320 kW			
<b>Current</b>			
Power	<b>120 kW</b>	<b>150 kW</b>	<b>180 kW</b>
Rated current	<b>193 A</b>	<b>242 A</b>	<b>291 A</b>
Max. current	<b>214 A</b>	<b>268 A</b>	<b>323 A</b>
<b>Electrical protection</b>			
Circuit breaker (overcurrent)	<b>3P+N or 4P</b>	<b>3P+N or 4P</b>	<b>3P+N or 4P</b>
References	<b>C25F4TM250* or C25F44V2501*</b>	<b>C40F42D400</b>	<b>C40F42D400</b>
Optional RCD protection (VigiPact)	-	<b>LV432465</b>	<b>LV432465</b>

\*Optional RCD protection included.  
Note: if there is plan to upgrade later (from 120 to 150 kW or 150 to 180 kW..) already consider the protection sizings for DC 180 kW.

# Metering solutions

## Metering solutions to display the active energy consumed.

- Maximize charging power in residential and small tertiary applications
- Provide a MID certified meter so that the payment and billing is linked to the amount of energy consumption
- Send active energy consumed information in OCPP to a supervision solution with communicating meters.



R9M80X6M  
1 phase



R9MUX6M  
3 phases

## ➤ Resi9 Energy Meter 1or 3-phases

### Main function


- Metering function that communicates power and current to the charging station to avoid tripping of the installation
  - I<sub>max</sub> (3P) = 80-160-250A
  - I<sub>max</sub> (1P) = 80A

### Avantages

- Device configurable with eSetup
- Accuracy 1% (class1) in accordance to IEC 61557-12 standard.
- Unlimited numbers of pairs can be used at the same time (1000m max. Modbus cable length).

### Inconvenient

- Extra cable needed due to communication through modbus RS485



R9MCT80



R9MCT160



R9MCT250

Three current transformers are proposed with different ratings: 80/160/250A. For single phase module, only CT80A is compatible. Specific marking on the CT is showing the current flow to avoid mismatch on the power cable.

# Metering solutions

## ➤ Standalone meters with external current transformers



METSEPM5320

### PowerLogic Power meter

Commercial reference	METSEPM5320
Communication	1 Ethernet port
Accuracy class	0.5 S
Dimensions	96 x 96 x 72 mm (H x W x D)
Consumption	130 mA / 24 V DC - 65 mA / PoE 48 V DC
To be completed with (not provided)	
<ul style="list-style-type: none"> <li>• a closed Current Transformer</li> <li>• a cut-off device</li> <li>• a short-circuiting block</li> </ul>	

PowerLogic PM5000 series power meters offer high-end cost management capabilities in a straightforward metering platform.



A9MEM3155

### iEM Energy meters - MID

Commercial reference	A9MEM3155
Communication	Modbus
Accuracy class	Class 1 active energy conforming to IEC 62053-21 Class 1 active energy conforming to IEC 61557-12 Class B active energy conforming to EN 50470-3
Width	90 mm
Poles description	3P+N 1P+N 3P

Acti9 iEM3000 series energy meters are cost-attractive, feature-rich energy meters for DIN rails and modular enclosures. More than just kWh meters, the Acti9 iEM3000 series meters provide a full overview of both energy consumption and on-site generation with full four-quadrant measurements of the active and reactive energy delivered and received.

## ➤ Circuit breakers with embedded metering

The Enerlin'X communication system provides access to device status, electrical values and control, using Ethernet and Modbus SL communication protocols.



Enerlin'X IFE  
LV434002

### Enerlin'X IFE switchboard server for ComPacT NSX circuit breaker

**Commercial reference** LV434002

Enerlin'X IFE provides an Ethernet interface to a ComPacT NSX circuit breaker when it has an embedded metering module

Electrical distribution	3-P, 4-P
Communication	Modbus TCP with circuit breaker
Metering	charging station energy consumption



MasterPacT MTZ with Micrologic  
Control unit



Enerlin'X EIFE  
LV851001

### Enerlin'X EIFE Embedded Ethernet interface for drawout MasterPacT MTZ

**Commercial reference** LV851001

Enerlin'X EIFE provides an embedded Ethernet interface to a MasterPacT circuit breaker with a Micrologic Control unit that can perform the charging stations metering

Electrical distribution	3-P, 4-P
Communication	Modbus TCP with circuit breaker
Metering	charging station energy consumption

## ➤ IoT gateway for an intelligent power network

EcoStruxure Panel Server is a modular gateway with enhanced cybersecurity that provides easy and fast connections to multiple concurrent edge control or cloud applications.



EcoStruxure Panel Server  
PAS600

### EcoStruxure Panel Server

**Commercial reference** PAS600 / PAS600L / PAS600T

Ethernet communication	2 Ethernet ports, type 10/100 Base: HTTPS, Modbus TCP/IP, SFTP, SNMP, ARP
Serial communication	1 serial port (RS485, 2 wires) – RS232 not supported Modbus serial protocol
Power supply	24 VDC, POE, 100-240 VACDC, 100-277 VACDC (different Panel Server references)
Consumption	3W max for 24 VDC – 5W max for 100-240 VACDC, 100-277 VACDC
Width	72 mm
Operating temperature	-25°C to +70°C

# Canalis™

## Decentralized EV distribution



### › Canalis system for AC or DC charging stations

Decentralized EV charger electrical distribution with the Canalis KS system allows you to save time on installation, and to simplify your future EV infrastructures' extensions.



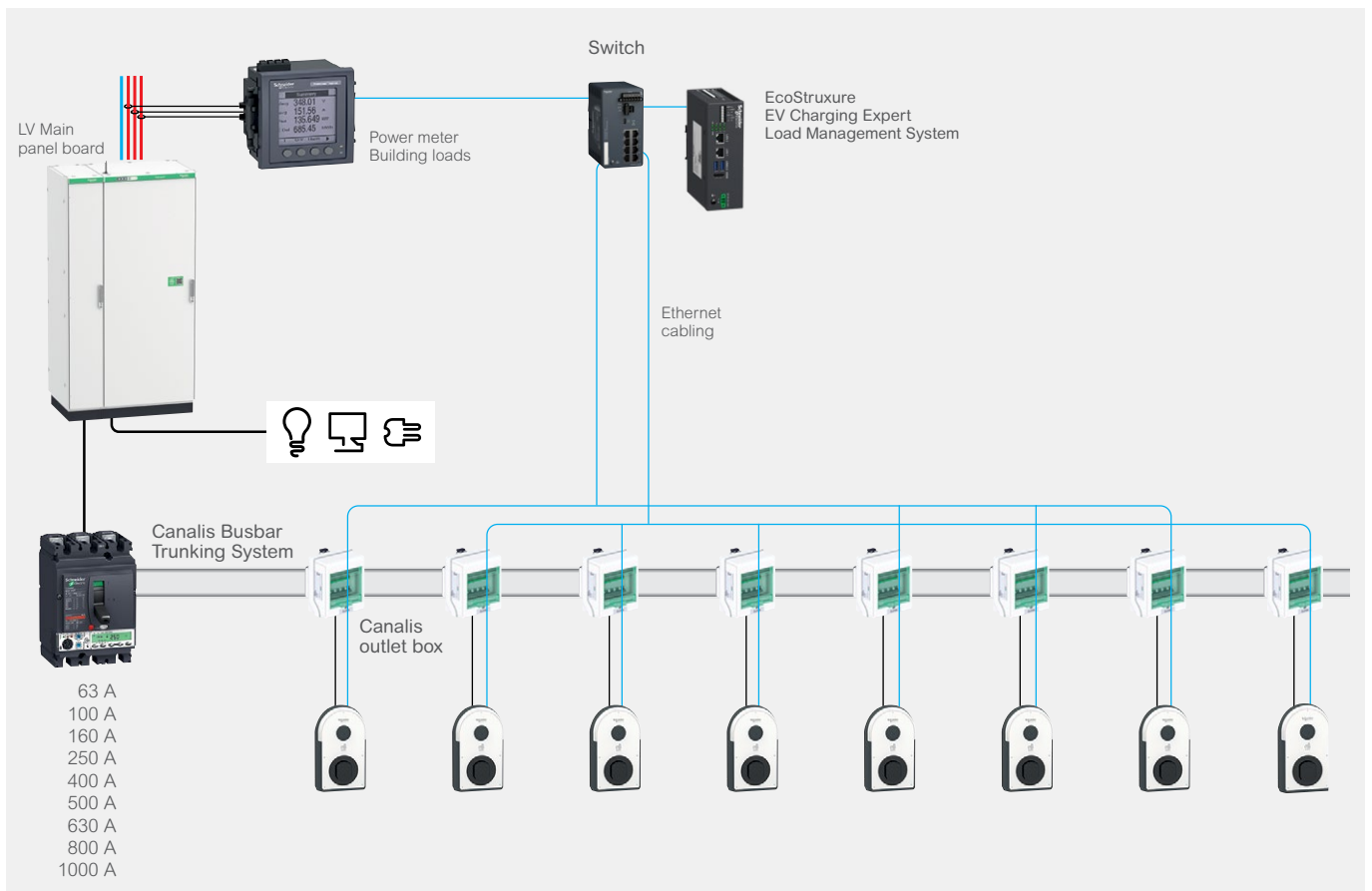
Save space in your LV Switchboard and cost in the event of a change in the system\*:

- Installation in half the time compared with cables
- Future readiness



Decentralized distribution with Canalis is an optimized solution for car parks and garages, bringing easy servicing and scalability, and an even easier futur maintenance.

### › Electrical distribution with Canalis KS for EVlink Pro AC installation





➤ A new concept for outdoor charging stations.

Canalis for EV is a plug-and-play system, powered by Canalis KS and based on a modular design composed of prefabricated parts which are available through the distribution network.

## A modular solution to bring a maximum of possibilities

- 1 Canalis is fed by cables coming through the feed pillar or from the top when the canopy is next to a building.
- 2 Chargers are powered by Canalis KS busbar trunking and its tap-off units.
- 3 The structure is adapted for all situations, regardless of the parking space size, the number of chargers whether they are installed in front or side of the pillars.
- 4 The canopy surface can be used to identify the parking places with numbers, company name... and can be equipped with lights to help the car connection.
- 5 The feed pillar can be customized to be equipped with a payment terminal.



Learn more about  
**Canalis™ for EV Outdoor  
 Charging Infrastructure**



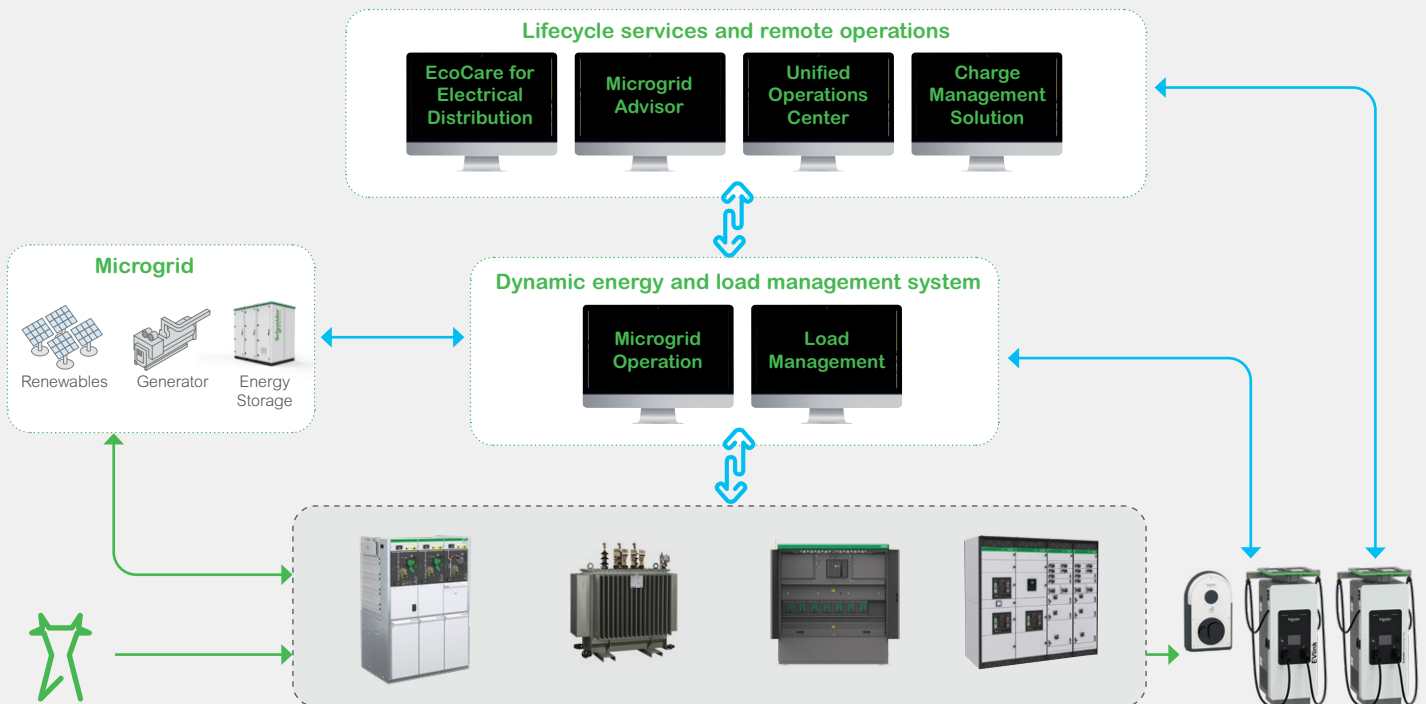
# KPX Prefabricated Substation

## Energizing EV ecosystem with Future-ready Solutions

Our solution incorporates individual power components or deploy a scalable, modular solution with a connected system on both edge & cloud.



### > From grid to charging EVSE: an end-to-end architecture for eMobility



## ➤ KPX Prefabricated Substation


Includes LV FeederSeT, Liquid Filled Transformer and up to 24 kV RM AirSeT switchgear (air insulated) – all mounted on a common skid base with an overall integral metal enclosure. Engineered for the Future of E-Mobility.



### Key Features & benefits

- **Compact Footprint:** Available in 5.4 m, 6.6 m and 8.2 m lengths.
- **Flexibility:** Various configurations of LV, Transformer and MV equipment available.
- **Designed, type tested and compliant** to IEC62271-202 standard “AC Prefabricated Substations”.
- **High Power Capacity:** Supports transformer ratings from 1000 kVA to 4000 kVA, enabling fast-charging hubs and fleet depots.
- **MV Application Flexibility:** Compatible with 12 kV and 24 kV networks for diverse grid integration.
- **LV Internal Arc Control:** Enhanced performance with 50 kA for 0.5 sec LV arc containment.
- **MV Internal Arc Control:** Meets requirements of IAC -AB for operator and public protection requirements.
- **Outdoor weatherproof design:** Integral overall metal enclosure provided - No need for additional housing – ideal for roadside locations, parking depots, in-transit charging hubs and many more installations types.
- **Remote Monitoring & Control:** Enables monitoring of asset health & real-time diagnostics for EV charging networks.
- **Single Lift Installation:** Simplifies deployment with minimal civil works and reduced site disruption.
- **Built-in Transformer Liquid Containment:** Full-volume catchment/bunding avoid environmental contamination risks.
- **Accelerated Deployment:** Factory-assembled for rapid rollout of EV charging stations.
- **Lower Total Cost of Ownership:** Reduced installation time and civil engineering costs.
- **Scalable Power Delivery:** Supports high-density EV charging clusters and future load growth.

## ➤ LV FeederSeT: Key Features & benefits



Learn more about  
**FeederSeT product**



- **Weatherproof** for outdoor installation up to IP54.
- **Compact Footprint:** Saves space compared to switchboards with separate housing.
- **High Current Capacity:** Incorporates ACB's and MCCB's up to 5000 A, scalable for large EV charging hubs.
- **Internal Arc Compliant** in accordance with Category A of IEC TR 61641
- **Type Tested** to 70 KA for 1 second at 400 VAC & 42 KA for 1 second at 690 VAC in accordance with IEC 61439-2 & 7
- **Future-Proof Infrastructure:** Modular and scalable to meet growing EV demand and evolving standards.
- **ASTA certified modular design**, available in 4 standard shell sizes which can be coupled or extended
- **Unparalleled digital experience** utilizing sensors & asset management technology for asset health and temperature monitoring.
- **Flexible Installation:** Available in transformer-mounted or freestanding configurations to suit diverse site layouts.
- **Unique MCCB cassette system** enabling easy extension or on-site reconfiguration of the assembly to meet ever-changing demands of EV.
- **Rapid Deployment with single lift assembly:** Pre-engineered and factory-tested for fast rollout of EV charging stations.



Schneider  
Electric



Learn more



Liberty | Schneider  
Electric

Entde

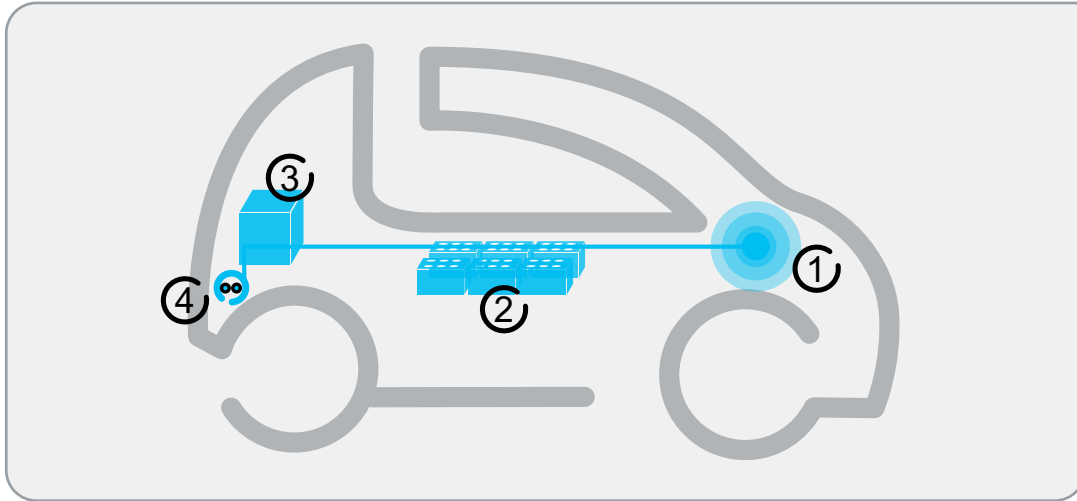
e-Mobility

# Appendix

Electric Vehicle additional information .....	p. 112
How does it work?.....	p. 112
Electric Vehicle standards .....	p. 113
Communication network .....	p. 114
4G embedded modem .....	p. 114
4G embedded modem - EVlink Pro AC Cluster .....	p. 114
Wi-Fi communication - EVlink Pro DC .....	p. 114
Star topology .....	p. 115
Daisy chain topology .....	p. 115
Daisy chain loop-Ring topology .....	p. 115
Schneider Charge Pro topologies.....	p. 116
Architecture for Schneider Charge Pro .....	p. 117
Reference architecture for metering with Schneider Charge Pro.....	p. 117
Reference architecture for TIC metering with Schneider Charge Pro .....	p. 117
List of commercial references .....	p. 118
Bibliography .....	p. 125

# Electric Vehicle additional information

## ➤ How does it work?



## 4 major components:

### ① Motor

The vehicle has one or more motors. Depending on size and performance, the total power ranges between 15 and 200 kW.

Example: 48 kW (65 hp) for a small 4-seater sedan.

### ② Batteries

Huge advances in battery technology have been made in recent years. Lead has gradually been replaced by other, more efficient compounds. Research continues with a view to improving capacity and reducing weight.

### The most common technology at present is lithium-ion.

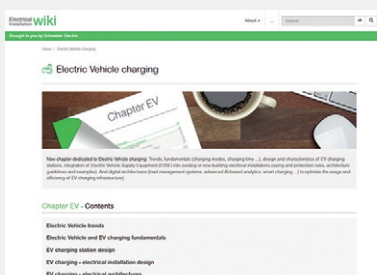
These new batteries have no memory effect and can therefore be charged without having to be completely empty **beforehand**. They are present in telephones, laptop computers, and some aircraft, as well as in electric vehicles.

### ③ On-board charger

The vehicle is fitted with one battery charger supplied in AC by the charging station that defines the maximum charging current available. In some vehicles the battery charger may also be supplied in DC by the charging station.

### ④ Charging inlet

The vehicle is fitted with at least one inlet for AC charging. In some vehicles, the inlet can also be used for DC fast charging or is completed by a second inlet for DC fast charging.



## ➤ Learn more



Wiki Guide  
for electric vehicle  
charging

## > Electric Vehicle standards

Charging an electric vehicle means connection to a powerful electricity supply. All electrical installations should be properly designed, constructed, and treated according to the IEC standards for EV installations.

### IEC 61851 standard for EV supply equipment

This standard defines the fundamental aspects of EV charging and contains all the requirements covering the EVSE, as equipment. Therefore, the EVSE must comply with the IEC 61851 series and shall be supplied according to IEC 60364-7-722 Requirements.

### IEC 60364 -part 7-722 for Low Voltage installations

The international series of standards for Low Voltage Electrical Installations (IEC 60364 series) contains a new part dedicated to supplies for electric vehicles.

IEC 60364 part 7-722 requires electrical protective measures:

- **Protection against short-circuits and overloads with circuit breakers**
- **Protection against electric shocks and risks of electrocution with a 30 mA RCD.**  
The RCD shall preferably be of type B, or possibly of type A in case the EVSE contains a 6 mA DC detection
- **Protection against overvoltage with a surge protection device (SPD)**

### IEC 61969-3 standard for enclosure installed outdoor

- IEC 61969-3 for outdoor enclosure (climatic, biological and chemical tests)
- IEC 60927-3-100 installation of electronic equipment
- IEC 62208 and UL50 Empty enclosures
- ISO12944 C4H Anti-corrosion

Class II Electrical protection (for Polyester enclosures)



The International Electrotechnical Committee (IEC) has defined a set of standards for EV infrastructure, covering devices, protection and electrical installation.



Electric Vehicle Supply Equipment complying with IEC 61851-1 edition 3



Acti9 iC60 circuit breaker




Acti9 B type Earth leakage protection



Acti9 Surge Protection Device



PanelSet SF/SFN heavy duty outdoor enclosure



> Learn more



White Paper  
**Safety measures  
for electric vehicle  
charging**

# Communication network

## Possible IT network topologies

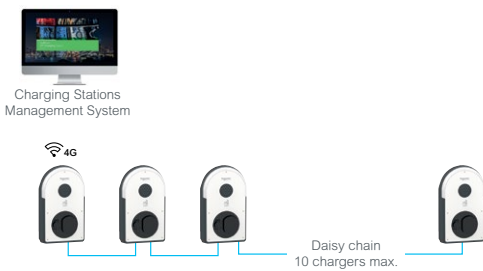
### ➤ 4G embedded modem

Each charging station is individually connected to the Charging Station Management System.



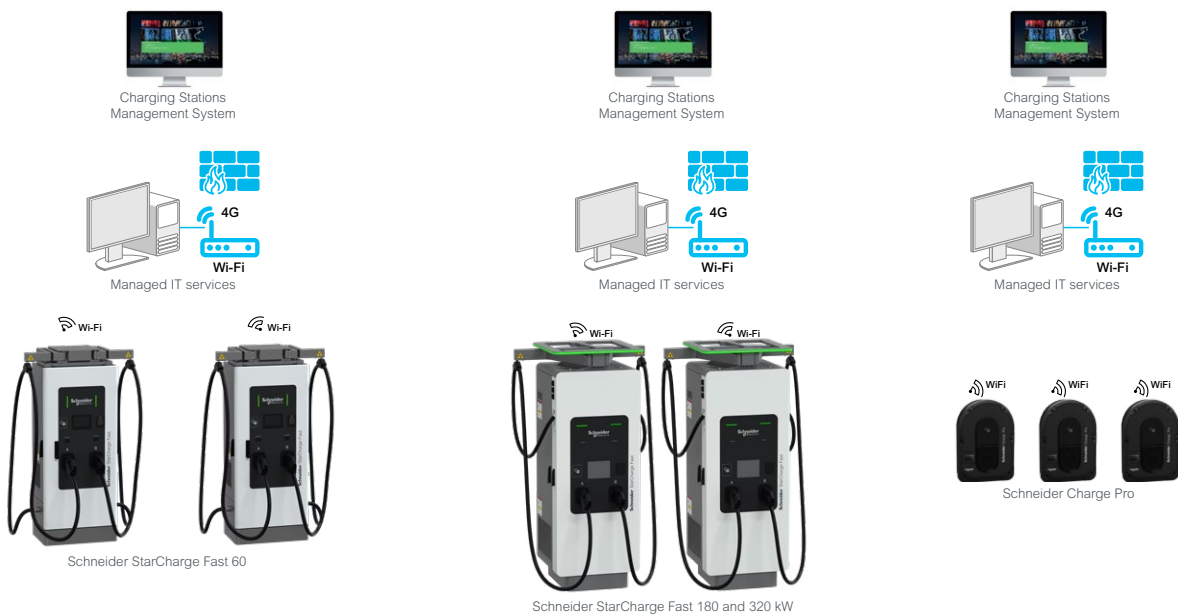
### ➤ 4G embedded modem - EVlink Pro AC Cluster

One charging station owns an embedded modem and shares 4G connectivity within a maximum of 9 other charging stations.



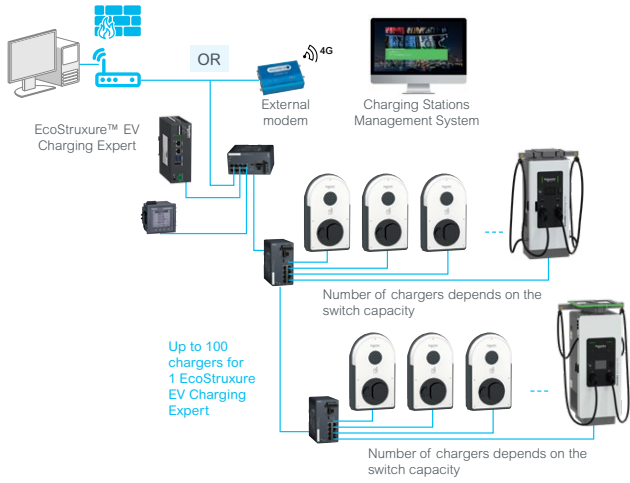
### ➤ Wi-Fi communication - EVlink Pro DC, Schneider StarCharge Fast or Schneider Charge Pro

This communication set-up requests a local Wi-Fi network.

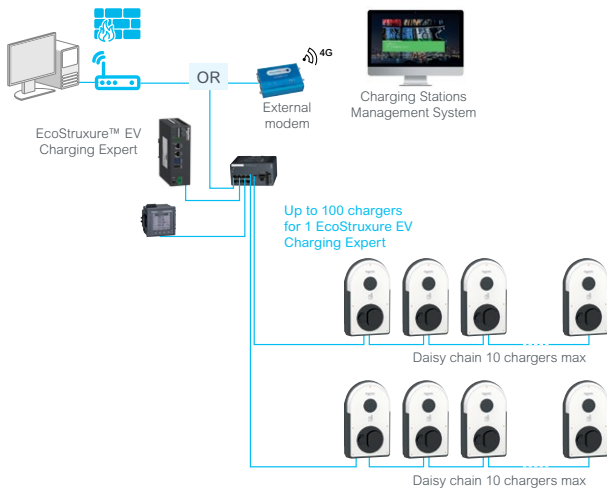


## ➤ Network topologies for EVlink Pro AC and DC fast charging ranges

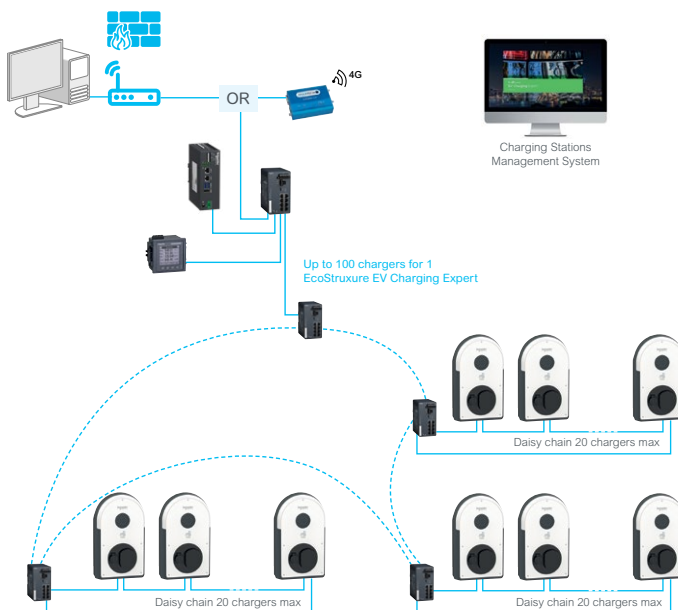
### Star



### Daisy chain



### Daisy chain loop-Ring\* for EVlink Pro AC

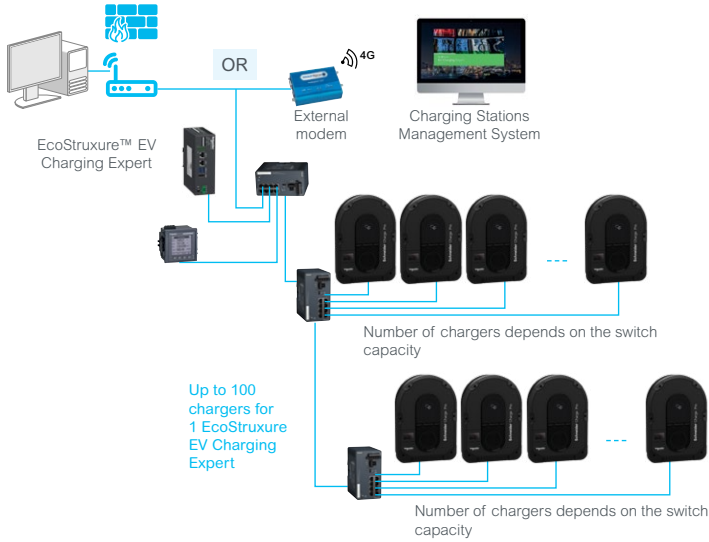


(\*) For ring topology, the RSTP bridge priority is set to 32768, not modifiable. The bridge priority of the RSTP switch shall so be set to a lower value: for instance, 4096.

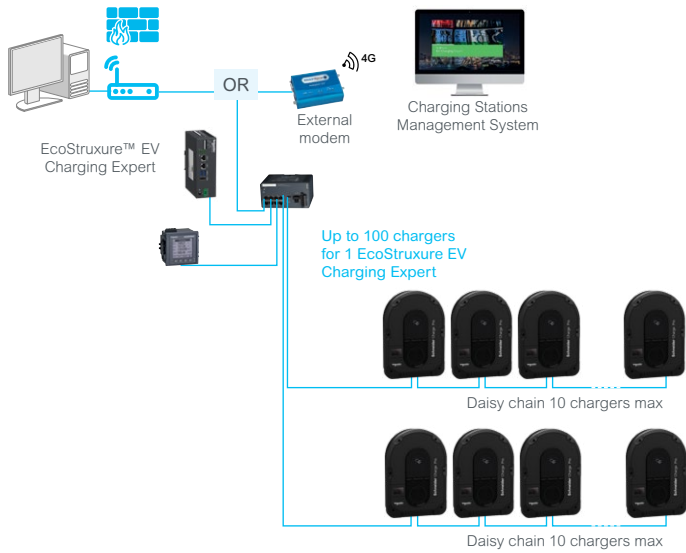
# Communication network

## ➤ Network topologies for Schneider Charge Pro

### Star



### Daisy chain



#### Modicon Managed and Unmanaged Switches

The Modicon Networking range offers you a smart and flexible way to integrate Ethernet solutions into your operation, from the device level to the control network and to your corporate network.

#### Unmanaged switch for star topology



4 ports for copper  
MCSESU053FN0



8 ports for copper  
MCSESU083FN0

#### Managed switch for ring and daisy chain topologies



4 ports for copper  
MCSESM043F23F0



8 ports for copper  
MCSESM083F23F0

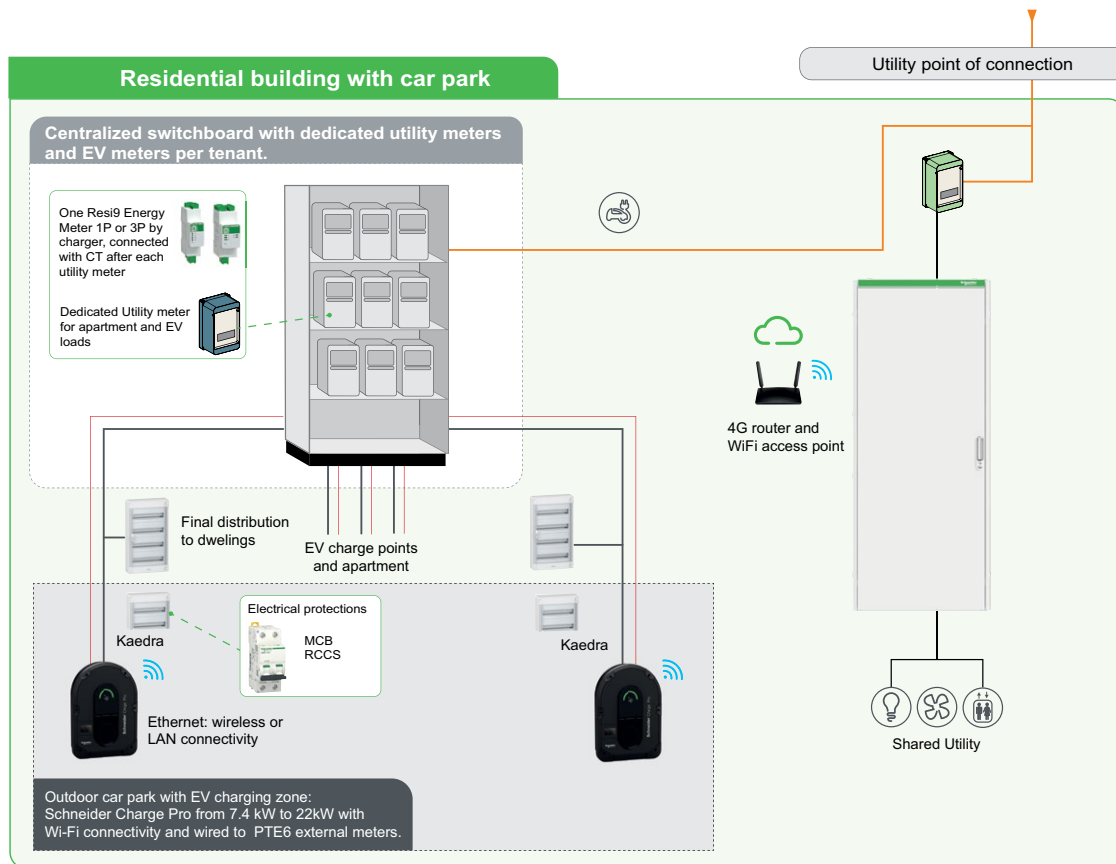
These managed switches come with the Ethernet TCP/IP protocol. They come with 4 or 8 copper cable transmission ports. They provide simple and complex connectivity for multiple Ethernet devices, network management, enhanced cyber security and more advanced switching features.



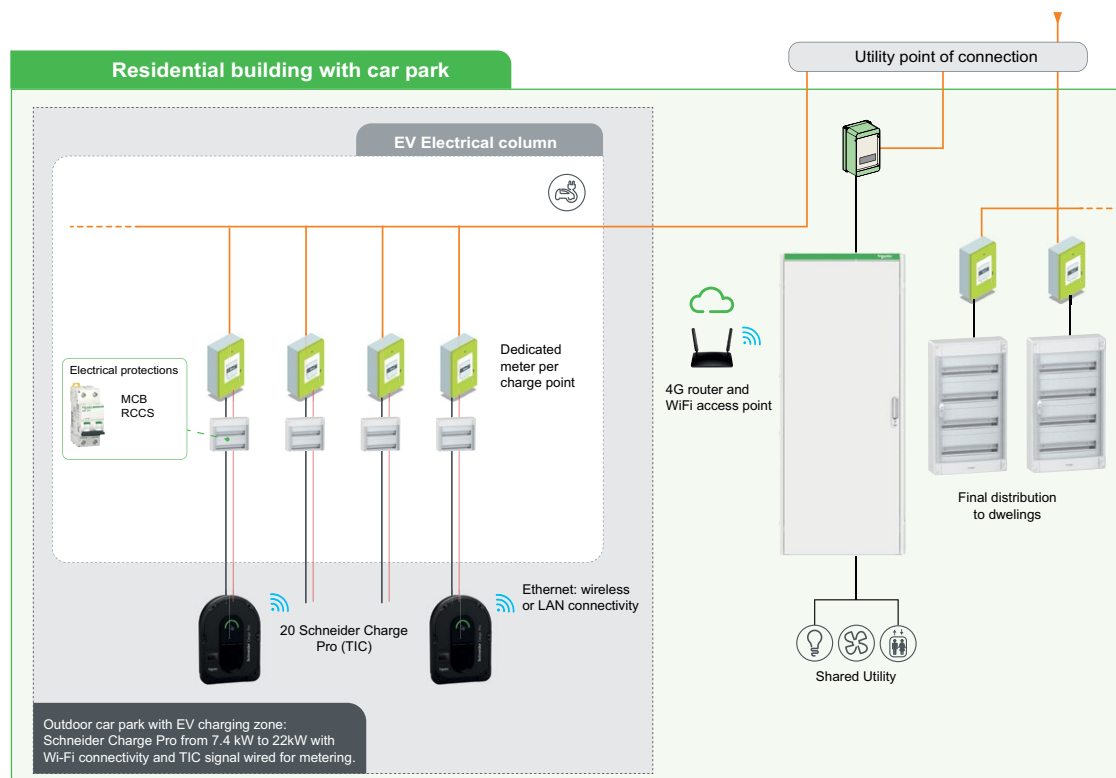
Complete range  
of **Modicon Switches**

# Architecture for Schneider Charge Pro

## ➤ Reference architecture for metering with Schneider Charge Pro



## ➤ Reference architecture for TIC metering with Schneider Charge Pro



# List of commercial references

## Schneider Charge

Characteristics		References <sup>(1)</sup>
		<b>Schneider Charge</b>
<b>Charging stations with socket outlet</b>		
	7.4 kW (1P32A), 11 kW (3P 16A), 22 kW (3P 32A)	EVH5A22N2S
<b>Charging stations with attached cable 5 m and T2 connector</b>		
	7.4 kW (1P - 32 A)	EVH5A07N2C5
	11 kW (3P - 16 A)	EVH5A11N2C5
<b>Charging stations with attached cable 7 m and T2 connector</b>		
	7.4 kW (1P - 32 A)	EVH5A07N2C7
	11 kW (3P - 16 A)	EVH5A11N2C7

Characteristics		References <sup>(1)</sup>
		<b>Schneider Charge with TIC*</b>
<b>Charging stations with socket outlet</b>		
	7.4 kW (1P32A), 11 kW (3P 16A), 22 kW (3P 32A) (1P/3P+N)	EVH5A22N400F

\*Only for France

Accessories		References
<b>Peak controller</b>		
1 Phase anti-tripping module (peak controller from 16 A to 50A)		EVA4HPC1
1 Phase anti-tripping module (peak controller from 32 A to 100 A)		EVA2HPC1
3 Phase anti-tripping module (peak controller from 16A to 50A)		EVA2HPC3
<b>Gun Holder</b>		
Schneider Charge Gun Holder		EVA5GH

Services		References
<b>Schneider Charge - Warranty extension</b>		
Additional 1-year Warranty Extension		EVS2W1H
Additional 3-year Warranty Extension		EVS2W3H

## Schneider Charge Pro

Characteristics		References <sup>(1)</sup>
<b>Charging stations with socket outlet</b>		
Charge Pro 22KW T2S TIC		EVB4S22N40
Charge Pro 22KW T2S MID TIC		EVB4S22N40M
Charge Pro 22KW T2S TIC 4G		EVB4S22N40G
Charge Pro 22KW T2S MID TIC 4G		EVB4S22N40MG
<b>Charging stations with attached cable</b>		
Charge Pro 22KW Att Cable		EVB4S22NC0
Charge Pro 22KW Att Cable MID		EVB4S22NC0M
Charge Pro 22KW Att Cable 4G		EVB4S22NC0G
Charge Pro 22KW Att Cable MID 4G		EVB4S22NC0MG

Accessories and Spare parts		References <sup>(1)</sup>
<b>Peak Controllers</b>		
1 Phase anti-tripping module (peak controller from 16 A to 50A)		EVA4HPC1
1 Phase anti-tripping module (peak controller from 32 A to 100 A)		EVA2HPC1
3 Phase anti-tripping module (peak controller from 16A to 50A)		EVA2HPC3
<b>Pedestal Plate</b>		
Pedestal plate for 1 Schneider Charge Pro		EVA2PBS1
Pedestal plate for 2 Schneider Charge Pro		EVA2PBS2
Plate to convert pedestal from 1 to 2 Schneider Charge Pro		EVA2PCS2
<b>Spare Parts</b>		
T2 socket Sparepart		EVP2SSS43
ISO15118 communication module for AFIR compliance		EVA2M8

(1) References to be defined and local availability to be checked by Schneider Electric front offices.

## EVlink™ Pro AC and Pro AC Metal

Characteristics	References
<b>Charging stations with socket outlet</b>	
EVlink Pro AC 7.4 kW 32 A 1PH T2S SOCKET 6 mA RCD Type Asi MNX	EVB3S07N4A
EVlink Pro AC 7.4 kW 32 A 1PH T2S SOCKET 6 mA RCD Type Asi MNX MID	EVB3S07N4AM
EVlink Pro AC 7.4 kW 32 A 1PH T2S TE SOCKET 6 mA RCD Type Asi MNX MID	EVB3S07N4EAM
EVlink Pro AC 7.4 kW 32 A 1PH T2S TE SOCKET 6 mA RCD Type Asi MNX	EVB3S07N4EA
EVlink Pro AC 7.4 kW 32 A 1PH T2S SOCKET 6 mA MNX MID	EVB3S07N40M
EVlink Pro AC 7.4 kW 32 A 1PH T2S TE SOCKET 6 mA MNX MID	EVB3S07N40EM
EVlink Pro AC 11 kW 16 A 3PH T2S SOCKET 6 mA RCD Type Asi MNX	EVB3S11N4A
EVlink Pro AC 11 kW 16 A 3PH T2S TF SOCKET RCD Type B EV MNX	EVB3S11N4FB
EVlink Pro AC 22 kW 32 A 3PH T2S SOCKET RCD Type B EV MNX	EVB3S22N4B
EVlink Pro AC 22 kW 32 A 3PH T2S SOCKET 6 mA RCD Type Asi MNX	EVB3S22N4A
EVlink Pro AC 22 kW 32 A 3PH T2S TE SOCKET 6 mA RCD Type Asi 30 mA MNX	EVB3S22N4EA
EVlink Pro AC 22 kW 32 A 3PH T2S TE SOCKET RCD Type B EV MNX	EVB3S22N4EB
EVlink Pro AC 22 kW 32 A 3PH T2S TF SOCKET RCD Type B EV MNX	EVB3S22N4FB
EVlink Pro AC 22 kW 32 A 3PH T2S SOCKET MID 6 mA and MNX supplied	EVB3S22N40M
EVlink Pro AC 22 kW 32 A 3PH T2S TE SOCKET MID 6 mA and MNX supplied	EVB3S22N40EM
EVlink Pro AC 22 kW 32 A 3PH T2S TF SOCKET MID 6 mA and MNX supplied	EVB3S22N40FM
EVlink Pro AC 22 kW 32 A 3PH T2S SOCKET 6 mA MNX	EVB3S22N4
EVlink Pro AC 22 kW 32 A 3PH T2S TE SOCKET 6 mA MNX	EVB3S22N4E
EVlink Pro AC 22 kW 32 A 3PH T2S SOCKET MID and RCD B EV MNX supplied (recommended for Metallic kit)	EVB3S22N40MR
EVlink Pro AC 7.4 kW 32 A 1PH T2S SOCKET 6 mA	EVB3S07N41
EVlink Pro AC 7.4 kW 32 A 1PH T2S TE SOCKET 6 mA	EVB3S07N4E1
EVlink Pro AC 22 kW 32 A 3PH T2S SOCKET 6 mA	EVB3S22N41
EVlink Pro AC 22 kW 32 A 3PH T2S TE SOCKET 6 mA	EVB3S22N4E1
<b>Charging stations with attached cable</b>	
EVlink Pro AC 7.4 kW 32 A 1PH Attached Cable 6 mA RCD Type Asi MNX	EVB3S07NCA
EVlink Pro AC 7.4 kW 32 A 1PH Attached Cable 6 mA RCD Type Asi MNX MID	EVB3S07NCAM
EVlink Pro AC 7.4 kW 32 A 1PH Attached Cable 6 mA RCD-DD and MNX supplied	EVB3S07NC0
EVlink Pro AC 22 kW 32 A 3PH Attached Cable 6 mA RCD-DD and MNX supplied	EVB3S22NC0
EVlink Pro AC 11 kW 16 A 3PH Attached Cable 6 mA RCD Type Asi MNX	EVB3S11NCA
EVlink Pro AC 22 kW 32 A 3PH Attached Cable 6 mA RCD Type Asi MNX	EVB3S22NCA
EVlink Pro AC 22 kW 32 A 3PH Attached Cable RCD Type B EV MNX	EVB3S22NCB
EVlink Pro AC 22 kW 32 A 3PH Attached Cable MID 6 mA and MNX supplied	EVB3S22NC0M

Accessories	References <sup>(1)</sup>
Pack of 10 RFID Badges	EVP1BNS
Cable holder for EVlink Pro AC Metal charger	EVA1FWHS12
Permanent T2S socket cable holder EVlink Pro AC	EVA1PLS1
<b>Pedestal</b>	
Pedestal for 1 EVlink Pro AC Charger	EVA1PBS1
Pedestal for 2 EVlink Pro AC Chargers	EVA1PBS2
Plate to convert Pedestal for 1 charger to Pedestal for 2 EVlink Pro AC	EVA1PCS2
<b>Metallic kits</b>	
EVlink Pro AC Metal wall mount 1 charge point kit	EVA1RWKS1
EVlink Pro AC Metal floor standing 1 charge point kit	EVA1RFKS1
EVlink Pro AC Metal floor standing 2 charge points kit	EVA1RFKS2
<b>Enclosures</b>	
Thalassa PLS box kit IP66 power cable 25 35 <sup>2</sup>	EVA1RFKES
<b>Communication interface</b>	
4G kit - embedded modem with 2 internal antennas for EVlink Pro AC	EVA1MS
4G kit - embedded 4G modem with an external antenna for EVlink Pro AC Metal	EVA1MM
Smart meter connection Historical Standard TIC tele information client card EVlink Pro AC	EVA1MTH
ISO15118 communication module for AFIR compliance	EVA1M8
<b>EVlink Pro PAY payment kiosk</b>	
Payment kiosk for EV charging installations	EVPROPAY

(1) References to be defined and local availability to be checked by Schneider Electric front offices.

# List of commercial references

## EVlink™ Pro AC and Pro AC Metal

Charging cables	References
<b>EVlink charging cables</b>	
T2-T2 plug connector 32 A 1 Phase 5 m length	EVP1CNS32122
T2-T2 plug connector 32 A 1 Phase 7 m length	EVP1CNL32122
T2-T2 plug connector 32 A 1 Phase 10 m length	EVP1CNX32122
T2-T2 plug connector 32 A 3 Phase 5 m length	EVP1CNS32322
T2-T2 plug connector 32 A 3 Phase 7 m length	EVP1CNL32322
T2-T2 plug connector 32 A 3 Phase 10 m length	EVP1CNX32322

EVlink Pro AC Spare parts	References
<b>Front panel</b>	
SE white front plate	EVP1SS
EVlink Pro AC front cover with light strip	EVP1SCL
SE white front plate with cut-out window	EVP1SM
<b>Socket outlet</b>	
1PH socket outlet T2S	EVP1SSS41
3PH socket outlet T2S	EVP1SSS43
1PH socket outlet T2S and Domestic TE	EVP1SSS51
3PH socket outlet T2S and Domestic TE	EVP1SSS53
1PH socket outlet T2S Domestic TF	EVP1SSS61
3PH socket outlet T2S Domestic TF	EVP1SSS63
TE domestic socket	EVP1SSSE
TF domestic socket	EVP1SSSF
<b>Attached cable</b>	
T2 attached cable 3PH 32 A 5 meter length	EVP1CSS323C
T2 attached cable 1PH 32 A 5 meter length	EVP1CSS321C

Services	References <sup>(1)</sup>
<b>EVlink Pro AC - Warranty extension</b>	
Additional 1-year Warranty Extension for EVlink Pro AC	EVS2W1B
Additional 3-year Warranty Extension for EVlink Pro AC	EVS2W3B

(1) References to be defined and local availability to be checked by Schneider Electric front offices.

## EVlink™ Pro DC 60

Characteristics	References
<b>Charging Stations</b>	
EVLINK Pro DC 60 kW DC CCS Combo 2 + CCS Combo 2; 3.6 meters cable range; with cable management, 50 Hz	EVD1S60TBB
EVLINK Pro DC 60 kW DC CCS Combo 2 + CHAdeMO; 3.6 meters cable range; with cable management, 50 Hz	EVD1S60THB
EVLINK Pro DC 60 kW DC CCS Combo 2 + CCS Combo 2; 5 meters cable range; without cable management, 50 Hz	EVD1S60TBBC5
EVLINK Pro DC 60 kW DC CCS Combo 2 + CHAdeMO; 5 meters cable range; without cable management, 50 Hz	EVD1S60THBC5
EVLINK Pro DC 60 kW DC CCS Combo 2 + CCS Combo 2; 7 meters cable range; without cable management, 50 Hz	EVD1S60TBBC7
<b>Accessories</b>	
Pack of 10 RFID Badges	EVP1BNS
74 cm pedestal for EVD1S60TBB or EVD1S60TBBC5 or EVD1S60TBBC7	EVP1DB3LG
100 cm pedestal for EVD1S60TBB or EVD1S60TBBC5 or EVD1S60TBBC7	EVP1DB4LG
74 cm pedestal for EVD1S60THB or EVD1S60THBC5	EVP1DB5LG
100 cm pedestal for EVD1S60THB or EVD1S60THBC5	EVP1DB6LG
Cable management accessory for EVD1S60TBBC5 or EVD1S60THBC5	EVA1D60S01

## Schneider StarCharge Fast 60

Characteristics	References
<b>Charging Stations</b>	
Schneider StarCharge Fast 60 kW DC CCS Combo 2 + CCS Combo 2; 3.5 meters cable range; with cable management	EVD2S60TBB
Schneider StarCharge Fast 60 kW DC CCS Combo 2 + CCS Combo 2; 3.5 meters cable range; with cable management; with Payter Apollo payment terminal	EVD2S60TBCC
Schneider StarCharge Fast 60 kW DC CCS Combo 2 + CCS Combo 2; 3.5 meters cable range; with cable management; with PAX IM30 payment terminal	EVD2S60TBCC1
Schneider StarCharge Fast 60 kW DC CCS Combo 2 + CCS Combo 2; 7.5 meters cable range; without cable management	EVD2S60TBBC7
<b>Accessories</b>	
Pack of 10 RFID Badges	EVP1BNS
<b>Services</b>	
<b>EVlink Pro DC 60 and Schneider StarCharge Fast 60 - Warranty Extension</b>	
1 year Warranty Extension Pro DC 60 kW	ECOESSPDC60WE

(1) References to be defined and local availability to be checked by Schneider Electric front offices.

# List of commercial references

## EVlink™ Pro DC 120-150-180

Characteristics	References
<b>Charging Stations</b>	
EVLINK Pro DC 120 kW DC CCS Combo 2 + CCS Combo 2; 3.6 m range; with cable management	EVD1S120TBB
EVLINK Pro DC 150 kW DC CCS Combo 2 + CCS Combo 2; 3.6 m range; with cable management	EVD1S150TBB
EVLINK Pro DC 180 kW DC CCS Combo 2 + CCS Combo 2; 3.6 m range; with cable management	EVD1S180TBB
EVLINK Pro DC 120 kW DC CCS Combo 2 + CCS Combo 2; 3.6 m cable range; with cable management, payment terminal	EVD1S120TBCC
EVLINK Pro DC 150 kW DC CCS Combo 2 + CCS Combo 2; 3.6 m cable range; with cable management, payment terminal	EVD1S150TBCC
EVLINK Pro DC 180 kW DC CCS Combo 2 + CCS Combo 2; 3.6 m cable range; with cable management, payment terminal	EVD1S180TBCC
EVLINK Pro DC 120 kW DC CCS Combo 2 + CCS Combo 2; 3.6 m cable range; with cable management, payment terminal, Eichrecht	EVD1S120TBCC-G
EVLINK Pro DC 150 kW DC CCS Combo 2 + CCS Combo 2; 3.6 m cable range; with cable management, payment terminal, Eichrecht	EVD1S150TBCC-G
EVLINK Pro DC 180 kW DC CCS Combo 2 + CCS Combo 2; 3.6 m cable range; with cable management, payment terminal, Eichrecht	EVD1S180TBCC-G
EVLINK Pro DC 120 kW DC CCS Combo 2 + CCS Combo 2; 7.5 m cable range; without cable management	EVD1S120TBC7
EVLINK Pro DC 150 kW DC CCS Combo 2 + CCS Combo 2; 7.5 m cable range; without cable management	EVD1S150TBC7
EVLINK Pro DC 180 kW DC CCS Combo 2 + CCS Combo 2; 7.5 m cable range; without cable management	EVD1S180TBC7
EVLINK Pro DC 120 kW DC CCS Combo 2 + CCS Combo 2; 7.5 m cable range; without cable management, Eichrecht	EVD1S120TBC7-G
EVLINK Pro DC 150 kW DC CCS Combo 2 + CCS Combo 2; 7.5 m cable range; without cable management, Eichrecht	EVD1S150TBC7-G
EVLINK Pro DC 180 kW DC CCS Combo 2 + CCS Combo 2; 7.5 m cable range; without cable management, Eichrecht	EVD1S180TBC7-G
<b>Accessories</b>	
Pack of 10 RFID Badges	EVP1BNS

## Schneider StarCharge Fast 180

Characteristics	References
<b>Charging Stations</b>	
Schneider StarCharge Fast 120 kW DC CCS Combo 2 + CCS Combo 2; 3.8 m cable range; with cable management	EVD2S120TBB
Schneider StarCharge Fast 120 kW DC CCS Combo 2 + CCS Combo 2; 3.8 m cable range; with cable management; eichrecht	EVD2S120TBB-G
Schneider StarCharge Fast 180 kW DC CCS Combo 2 + CCS Combo 2; 3.8 m cable range; with cable management	EVD2S180TBB
Schneider StarCharge Fast 180 kW DC CCS Combo 2 + CCS Combo 2; 3.8 m cable range; with cable management; Eichrecht	EVD2S180TBB-G
Schneider StarCharge Fast 180 kW DC CCS Combo 2 + CCS Combo 2; 7.5 m cable range; without cable management	EVD2S180TBC7
Schneider StarCharge Fast 180 kW DC CCS Combo 2 + CCS Combo 2; 7.5 m cable range; without cable management; Eichrecht	EVD2S180TBC7-G
Schneider StarCharge Fast 180 kW DC CCS Combo 2 + CCS Combo 2; 3.8 m cable range; with cable management, Payter Appollo payment terminal	EVD2S180TBCC
Schneider StarCharge Fast 180 kW DC CCS Combo 2 + CCS Combo 2; 3.8 m cable range; with cable management, Payter Appollo payment terminal; Eichrecht	EVD2S180TBCC-G
Schneider StarCharge Fast 180 kW DC CCS Combo 2 + CCS Combo 2; 3.8 m cable range; with cable management, PAX IM30 payment terminal	EVD2S180TBCC1
Schneider StarCharge Fast 180 kW DC CCS Combo 2 + CCS Combo 2; 3.8 m cable range; with cable management, PAX IM30 payment terminal; Eichrecht	EVD2S180TBCC1-G
<b>Accessories</b>	
Pack of 10 RFID Badges	EVP1BNS

(1) References to be defined and local availability to be checked by Schneider Electric front offices.

## Schneider StarCharge Fast 320

Characteristics	References
<b>Charging Stations</b>	
Schneider StarCharge Fast 240 kW DC CCS Combo 2 + CCS Combo 2; 3.8 m cable range; with cable management	EVD2S240TBB
Schneider StarCharge Fast 240 kW DC CCS Combo 2 + CCS Combo 2; 3.8 m cable range; with cable management; eichrecht	EVD2S240TBB-G
Schneider StarCharge Fast 320 kW DC CCS Combo 2 + CCS Combo 2; 3.8 m cable range; with cable management	EVD2S320TBB
Schneider StarCharge Fast 320 kW DC CCS Combo 2 + CCS Combo 2; 3.8 m cable range; with cable management; Eichrecht	EVD2S320TBB-G
Schneider StarCharge Fast 320 kW DC CCS Combo 2 + CCS Combo 2; 7.5 m cable range; without cable management	EVD2S320TBBC7
Schneider StarCharge Fast 320 kW DC CCS Combo 2 + CCS Combo 2; 7.5 m cable range; without cable management; Eichrecht	EVD2S320TBBC7-G
Schneider StarCharge Fast 320 kW DC CCS Combo 2 + CCS Combo 2; 3.8 m cable range; with cable management, Payter Appollo payment terminal	EVD2S320TBCC
Schneider StarCharge Fast 320 kW DC CCS Combo 2 + CCS Combo 2; 3.8 m cable range; with cable management, Payter Appollo payment terminal; Eichrecht	EVD2S320TBCC-G
Schneider StarCharge Fast 320 kW DC CCS Combo 2 + CCS Combo 2; 3.8 m cable range; with cable management, PAX IM30 payment terminal	EVD2S320TBCC1
Schneider StarCharge Fast 320 kW DC CCS Combo 2 + CCS Combo 2; 3.8 m cable range; with cable management, PAX IM30 payment terminal; Eichrecht	EVD2S320TBCC1-G
<b>Accessories</b>	
Pack of 10 RFID Badges	EVP1BNS

Services	References <sup>(1)</sup>
<b>EVlink Pro DC 180 / Schneider StarCharge Fast 180 and 320 kW - Warranty Extension</b>	
1 year Warranty Extension Pro DC 180 kW	ECOESSPDC100WE
1 year Warranty Extension for Power Module	ECOESSPDCPMWE

## Schneider StarCharge Fast 720

Characteristics	References
<b>Power Cabinet</b>	
Schneider Star Charge Fast DC 720 range, 360 kW, power cabinet	EVD1S360
Schneider Star Charge Fast DC 720 range, 480 kW, power cabinet, 30 kW power module	EVD1S483
Schneider Star Charge Fast DC 720 range, 480 kW, power cabinet	EVD1S480
Schneider Star Charge Fast DC 720 range, 720 kW, power cabinet	EVD1S720
<b>Dispenser</b>	
Schneider Star Charge Fast DC 720 range, Dispenser, 400 A, CCS2 + CCS2, 5 m cable range with cable management	EVD1D720TBB
Schneider Star Charge Fast DC 720 range, Dispenser, 400 A, CCS2 + CCS2, 7.5 m cable range without cable management	EVD1D720TBBC7
Schneider Star Charge Fast DC 720 range, Dispenser, 400 A, CCS2 + CCS2, 5 m cable range with cable management, payment terminal	EVD1D720TBCC
<b>Accessories</b>	
Pack of 10 RFID Badges	EVP1BNS

(1) References to be defined and local availability to be checked by Schneider Electric front offices.

# List of commercial references

## Battery Energy Storage System

Characteristics	References
<b>Devices</b>	
Schneider Boost Pro, Storage capacity 215kWh, Battery inverter 100kW	BAT215KPCS100K3EU1
EcoStruxure Energy Asset Controller Edge Controller for stationnary storage system, PV and EV supply equipment	EPCEACEU1
<b>Accessories</b>	
Kit of accessories enabling EcoStruxure Energy Asset Controller to be installed and operate	EPCEACACEU1

## EcoStruxure™ EV Charging Expert

Characteristics	References <sup>(1)</sup>
<b>License</b>	
EV Charging Expert Core up to 250 chargers per license	HMIBX1A0NEVB100SCP
<b>Upgrade references for legacy EcoStruxure EV Charging expert licenses*</b>	
EV Charging Expert Upgrade from 5 CS to 15 CS	EVLMSedb2EDS
EV Charging Expert Upgrade from 5 CS to 50 CS	EVLMSedb2EDM
EV Charging Expert Upgrade from 5 CS to 100 CS	EVLMSedb2EDL
EV Charging Expert Upgrade from 15 CS to 50 CS	EVLMSeds2EDM
EV Charging Expert Upgrade from 15 CS to 100 CS	EVLMSeds2EDL
EV Charging Expert Upgrade from 50 CS to 100 CS	EVLMSedm2EDL

\*Available for the following EcoStruxure EV Charging Expert legacy references: HMIBSCEA53D1EDB, HMIBSCEA53D1EDBSCR, HMIBSCEA53D1EDS, HMIBSCEA53D1EDM, HMIBSCEA53D1ED

# Bibliography

## Technical documentation

Characteristics		References <sup>(1)</sup>
<b>Schneider Charge</b>		
Schneider Charge Data sheet	EN	998-22833864
Schneider Charge Installation guide	EN / FR / DE / ES / IT	PKR9096301
Schneider Charge Commissioning guide	EN / FR / DE / ES / IT	PKR9545101
<b>Schneider Charge Pro</b>		
Installation Guide	EN / FR	BRU2882901
Pedestal installation Guide	EN / FR	BRU4438903
Commissioning Guide	EN / FR / DE / ES / IT / DA / FI / NO / SV	BRU9949500
OCPP Protocol Guidelines	EN	BRU5587800
Cybersecurity Guide	EN / FR	BRU5883000
<b>Peak Controllers</b>		
Anti-tripping module 1P - Installation guide	EN / FR / ES / IT	BQT5080501
Anti-tripping module 3P - Installation guide	EN / FR / DE / ES / IT	BQT5080401
<b>EVlink Pro AC range</b>		
Installation Guide <sup>(1)</sup>	EN / FR / DE / ES / IT / DA / FI / NO / SV	NNZ1940301-00
Instruction Guide EVlink Pro AC Metal WM1CP <sup>(1)</sup>	EN / FR	JYT24399
Instruction Guide EVlink Pro AC Metal FS1CP <sup>(1)</sup>	EN / FR	JYT24398
Instruction Guide EVlink Pro AC Metal FS2CP <sup>(1)</sup>	EN / FR	JYT24397
EVlink Pro AC troubleshooting guide	EN	JYT6692101
Technical specifications OCPP connectivity guide	EN	GEX1969200
EVlink Pro AC spare parts replacement	EN	GEX2273501
EVlink Pro AC spare parts replacement for standards	EN	GEX4591201
Technical specifications MODBUS connectivity guide	EN	GEX1969300
EVlink Pro AC Preventive Maintenance guide	EN	GEX8681300
EVlink Pro AC Cybersecurity guide	EN	GEX5261101
Electrical diagram guide for EVlink Pro AC Metal	EN	GEX2008002
<b>EVlink Pro DC range and Schneider StarCharge Fast ranges</b>		
EVlink Pro DC 60 Installation Guide <sup>(1)</sup>	EN	GEX6836301
EVlink Pro DC 60 Owner Guide	EN	GEX6836201
EVlink Pro DC 120-180 Installation Guide <sup>(1)</sup>	EN	GEX4300800
EVlink Pro DC 120-180 Owner Guide	EN	GEX4301000
Schneider StarCharge Fast 60 Installation Guide	EN	NAT2998101
Schneider StarCharge Fast 60 User Guide	EN	NAT2998700EN
Schneider StarCharge Fast 180- 320 Installation Guide	EN	NAT2513801
Schneider StarCharge Fast 180- 320 User Guide	EN	NAT2513900
Schneider StarCharge Fast 720 Dispenser installation guide	EN	JPS7899601
Schneider StarCharge Fast 720 Power cabinet installation guide	EN	JPS6871301
Technical specifications OCPP connectivity guide	EN	DOCA0311
Cyber-security Guide	EN	DOCA0310
<b>EcoStruxure™ EV Charging Expert</b>		
User Guide	EN	DOCA0429EN
eMobility Infrastructure Commissioning Guide System	EN	EVSOLCG001EN
<b>Battery Energy Storage System</b>		
Schneider Boost Pro Installation and User Guide	EN	TME91311021EN
Battery Energy Storage Integrated System Guide	EN	TME91311023EN
EcoStruxure Energy Asset Controller User Guide	EN	TME92883021EN
EcoStruxure Energy Asset Controller Commissioning Guide	EN	TME92883022EN

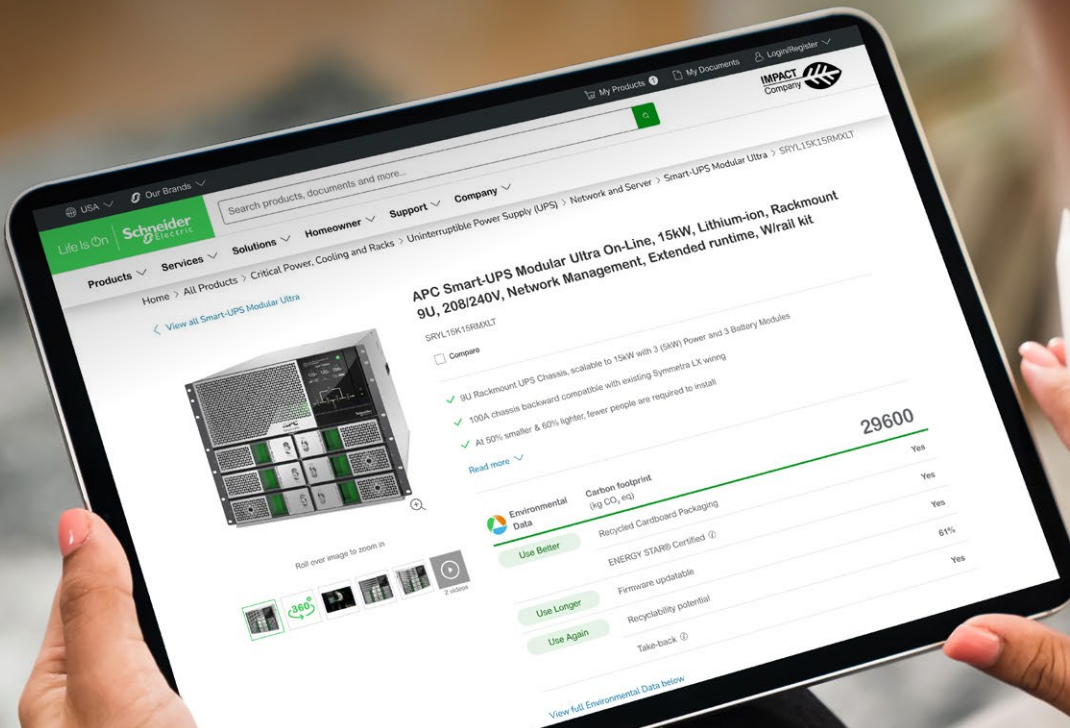
<sup>(1)</sup> Delivered with the product

# Notes

---



# Environmental Data Program

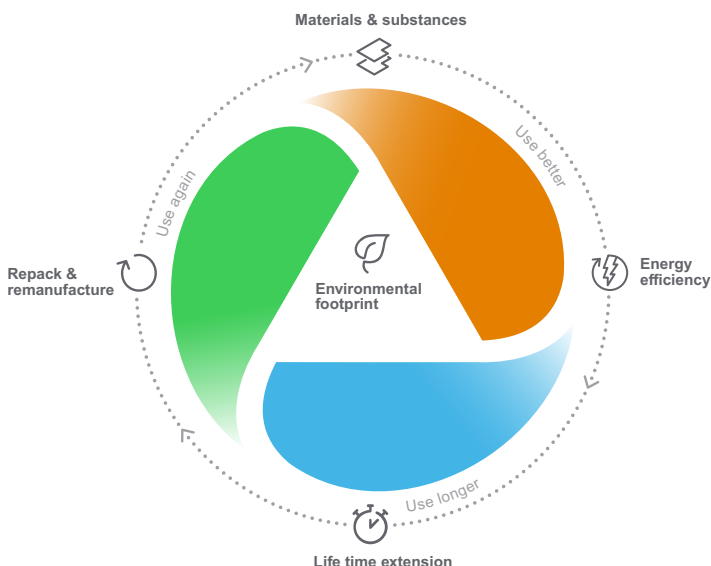


## Next-level transparency for better-informed product choices

The Environmental Data Program is a framework for how we measure, categorize, and compare the environmental attributes and footprint of our products.

Using a rigorous, fact-based methodology, the program provides environmental data from across the product lifecycle.

Five data categories across the product lifecycle



**Use Better:** How sustainable a product is, including environmental footprint, materials and substances, packaging, and energy efficiency.

**Use Longer:** How a product's life time can be effectively extended in terms of repairability and updatability.

**Use Again:** How a product can be reused, from dismantling and remanufacturing to recyclability and manufacturer take back.

With this transparent, verified data, customers and partners are empowered to make conscious environmental choices and accurately evaluate and report on sustainability performance.

All our hardware offers have an associated environmental data available on se.com product pages.



Learn more about the **Environmental Data Program**



**Schneider eStar**

35, rue Joseph Monier  
92500 Rueil Malmaison  
France

[www.se.com](http://www.se.com)

10/2025  
E-MOBILITY-EVL-CAT051\_EN

© 2025 - Schneider Electric. All Rights Reserved.  
All trademarks are owned by Schneider Electric Industries SAS or its affiliated companies.

This document has been  
printed on recycled paper

