


Residual Current Device

Multi 9


DPN Vigi "si" type



The DPN Vigi "si" is a one-piece residual current device used for the complete protection of final circuits (overcurrents and earth faults). It is ideal for operation in highly disturbed atmospheres, presenting a high risk of nuisance tripping and blinding sources.


Operation


The DPN Vigi "si" is a small-sized (36 mm) residual current device with:

- > One protected pole (phase) with magnetothermal protection against overloads and short-circuits.
- > One unprotected pole (neutral) with neutral isolation.
- > Earth leakage protection:
 - protection of persons against indirect contact and against direct contact (30 mA),
 - the 30 mA versions ensure discrimination with the 300 mA  residual current device, residual current circuit-breakers and selective earth leakage protection devices placed upstream.
- > "si" type: ensures tripping in the presence of a DC component, devices containing rectifier systems (diodes, thyristors, triacs).

Advantages

A residual current device range:


- > Conformity with the standard AS/NZS61009.
- > A single and identical breaking capacity:
 - rated breaking capacity (I_{cn}) identical to the rated residual current breaking and making capacity ($I_{\Delta m}$).
- > Protected against nuisance tripping.
- > Visualisation of the earth fault on the front face by mechanical indicator.
- > Add-on auxiliaries as C60 and ID: MN, MN  , MX, OF, SD.
- > Add-on accessories.



DPN Vigi "si"


The range

Auxiliaries



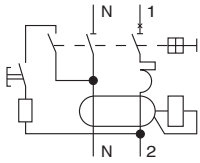
Residual current device

Accessories




Choice tables

Type	Width in mod. of 9mm	Rating (A)	Cat. no.
C curve DPN Vigi "si" type 1P + N 30 mA	4	10	19632
		16	19634
		20	19635
		25	19636
		32	19637
		40	19638



Type	Number of feeders	Cat. no.
comb busbar		
1P + N	13	14880
1P + N (bag of 2)	24	14890
25mm ² insulated connector (bag of 4)		14885
padlocking device (bag of 2)		26970

Upstream connection with an 80/100 A comb busbar



Environment

- > Tropicalisation: treatment 2 (relative humidity: 95% at 55°C).
- > IP2x degree of protection.
- > Operating temperature: -25°C to +60°C.
- > Storage temperature: -40°C to +70°C.

Owing to changes in standards and equipment, the characteristics given in the text and images in this document are not binding until they have been confirmed with us.

Implementation

- > Designed for installation in modular enclosures and switchboards.
- > Easy mounting on symmetrical rail with bistable lock.
- > Easy connection using serrated tunnel terminals with flap.
- > Captive screws with mixed +/- indent.
- > Simplified clip-on combination of circuit-breaker with auxiliaries.
- > Use of comb busbars to simplify circuit-breaker connection.

Accessories

Comb busbar

- > Acceptable current 80 A with 1 supply point. 100 A with 2 supply points.
- > The comb busbars allow several devices to be quickly supplied with power.
- > They can themselves be supplied with power:
 - either directly via the device terminals by 16 mm² cable,
 - or via 25 mm² connectors (14885).

Clip-on marker strips

- > Marking above the downstream terminals (4 markers max.).

Padlocking device

- > This allows the circuit-breakers to be locked in "open" or "closed" position.

Technical data

Electrical data

- > Ratings: 10 to 40 A.
- > Voltage rating: 230 V AC.
- > Breaking capacity:
 - rated breaking capacity (I_{cn}): 6000 A,
 - rated phase-earth residual current breaking and making,
 - capacity (I_{Δm}): 6000 A.
- > Tripping curve: C curve, magnetic releases operate between 5 and 10 I_n.
- > Electrical durability: 20000 (O/C cycle).
- > Test button minimum operating threshold: 115 V AC.

Mechanical data

- > Fast closing.
- > Isolation with positive break indication.
- > Mechanical durability: 20000 (O/C cycle).
- > Connection by tunnel terminals for cable up to 16 mm².
- > Screw type: Pozidrive No.2.
- > Dimensions (mm) : W=36, H=81, D=70.
- > Weight (g): 190.

Schneider Electric New Zealand Ltd

Customer Care Freecall 0800 652 999

www.schneider-electric.co.nz

© Schneider Electric 2009



Approval No: N13634