

# Preventa safety modules

# XPSVC


## For enabling switch monitoring

### Catalogue

### june 2014



**Schneider**  
Electric



### Operating principle

The enabling grip switch system, comprising an enabling switch **XY2AU** and a monitoring module **XPSVC**, enables authorised personnel to carry out adjustment, programming or maintenance operations within hazardous zones of machines providing certain conditions are met.

To be accessible, such operations are often carried out at reduced speed, and must be intentionally selected by authorised persons by means of a selector switch or key switch. Once the selection is made, the enabling switch system temporarily takes over from the hazardous zone's usual protection measures.

Caution: The enabling switch system alone must not cause dangerous movements of the machine to be activated; a second intentional control action on the part of the operator is required. In addition, each person remaining in the hazardous zone must be provided with an individual enabling switch to ensure their own safety.

### Maximum achievable safety level

- PL e/Category 4 conforming to EN/ISO 13849-1
- SILCL3 conforming to EN/IEC 61508 and EN/IEC 62061

### Product certifications

- UL
- CSA
- TÜV

### References

Description	Connection	Number of safety circuits	Solid-state outputs for PLC	Supply	Reference	Weight kg/lb
Safety modules for enabling switch monitoring	Captive screw clamp terminals Terminal block integrated in module	2 NO	2	24	<b>XPSVC1132</b>	0.250/ 0.551
	Captive screw clamp terminals Terminal block removable from module	2 NO	2	24	<b>XPSVC1132P</b>	0.250/ 0.551



XPSVC1132

# Preventa safety modules

## Type XPSVC


For enabling switch monitoring

>> Wiring diagram and Functional Diagram are available on the “e-Shop” via the partnumber.

*Principe, références*

### Preventa safety modules

Type XPSVC  
For enabling switch monitoring



**Operating principle**

The enabling grip switch system, comprising an enabling switch XY2AU and a monitoring module XPSVC, enables authorised personnel to carry out adjustment, programming or maintenance operations within hazardous zones of machines providing certain conditions are met.

To be accessible, such operations are often carried out at reduced speed, and must be intentionally selected by authorised persons by means of a selector switch or key switch. Once the selection is made, the enabling switch system temporarily takes over from the hazardous zone's usual protection measures.

**Caution:** The enabling switch system alone must not cause dangerous movements of the machine to be activated; a second intentional control action on the part of the operator is required. In addition, each person remaining in the hazardous zone must be provided with an individual enabling switch to ensure their own safety.

49-1, EN/IEC 62061

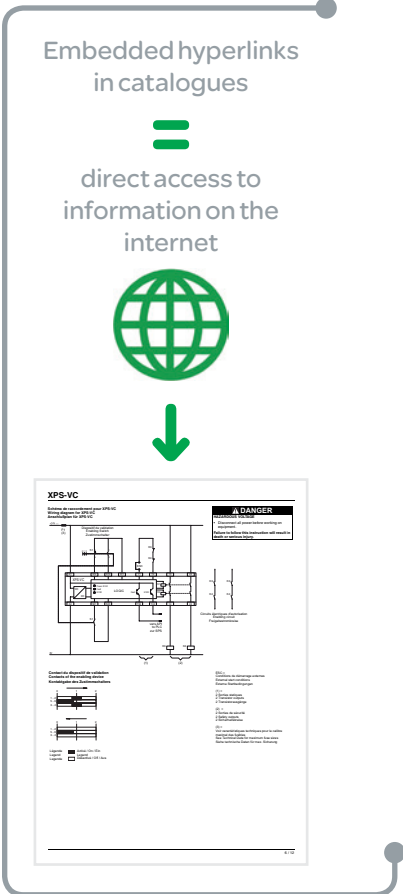
- UL
- CSA
- TÜV

References						
Description	Connection	Number of safety circuits	Solid-state outputs for PLC	Supply	Reference	Weight kg/B
Safety modules for enabling switch monitoring	Captive screw clamp terminals Terminal block integrated in module	2 NO	2	24 V DC	XPSVC1132	0.250 / 0.551
	Captive screw clamp terminals Terminal block removable from module	2 NO	2	24 V DC	XPSVC1132	0.250 / 0.551

> Click on a partnumber, the hyperlink opens the “e-Shop”


> Click on “Documents & Download”

> Click on “Instruction sheet”



**Schneider Electric**

Tools | Add to favorites | Help | Historic



**XPSVC1132**  
module XPSVC - enabling switch - 24 V DC

[Download your XPSVC1132 datasheet](#)

Change your selection Remove all

Connections - terminals: Captive screw clamp terminals, clamping capacity: 1 x 0.25 - 1 x 2.5 mm<sup>2</sup> flexible cable with cable end, without bezel

Discover other products & accessories

Characteristics | Dimensions Drawings | Connections and Schema | Documents & Downloads

**Main** Show

Complementary Show

**Schneider Electric**

Discover your Schneider Electric tools | Add to favorites | Help | Historic

Back

24 V DC

Refine your selection

Product image

Instruction sheet

Product environmental

End of life manual

Certificates

Result: 3 documents

**Product image**

Validation control monitoring  
10/23/2009 10:04:30 AM  
(Select your format)

**Instruction sheet**

XPSVC1132 Safety module for enabling switch  
(Select your format)



**More information on**  
<http://www.schneider-electric.com/machinesafety>

#### **Schneider Electric Industries SAS**

Head Office  
35, rue Joseph Monier  
F-92500 Rueil-Malmaison  
France

The information provided in this documentation contains general descriptions and/or technical characteristics of the performance of the products contained herein. This documentation is not intended as a substitute for and is not to be used for determining suitability or reliability of these products for specific user applications. It is the duty of any such user or integrator to perform the appropriate and complete risk analysis, evaluation and testing of the products with respect to the relevant specific application or use thereof. Neither Schneider Electric nor any of its affiliates or subsidiaries shall be responsible or liable for misuse of the information contained herein.

Design: Schneider Electric  
Photos: Schneider Electric